


THREAD ADAPTERS


- Extends the life of your transmitter housings and backreamers
- Allows different threads to be used on a single housing or backreamer




Notes:

	Front Thread→	2" IF Pin	2 1/2" Reg Pin	2 1/2" IF Pin	3 1/2" IF Pin
	Connection Type ↓	Part #	Part #	Part #	Part #
Adapters for Vermeer® Threads					
D6x6; D7X11; D7X11 S2; D9X13 S2/S3; D10X15	1 1/2" Low Profile	21M-L42M			
	FS200 Drill Rod	21M-31F			
D16x20; D16x20 S2; D18x22	2 1/2" Low Profile	21M-L43M	23M-L43M		
	FS250 Drill Rod	21M-32F	23M-32F		
D20x22 S2/S3; D23x30 S3; D24x26	2 1/2" Low Profile	21M-L43M	23M-L43M		
	FS400 Drill Rod	21M-30F	23M-30F		
D23x30 S3; D24x40; D24x40 S2/S3	2 1/2" Low Profile	21M-L43M	23M-L43M		
	FS600 Drill Rod	21M-40F	23M-40F		
D33x44; D36x50; D36x50 S2; D40x55 S3	2 1/2" Low Profile	21M-L43M	23M-L43M		
	FS650 Drill Rod		23M-46F		
	FS700 Drill Rod		23M-41F		
D50X100; D60X90	FS900 Drill Rod		23M-50F	27M-50F	
D80X100; D80X100 S2	FS800 Drill Rod			27M-80F	29M-80F
D100X120; D100X140	FS1000 Drill Rod			27M-82F	29M-82F
D330X500	3 1/2" IF Drill Rod				29M-29F
Adapters for Ditch Witch® Threads					
JT5	1.31-6 EZ-Connect	21M-L52F			
	1.10 Drill Rod	21M-04M			
JT520	1.31-6 EZ-Connect	21M-L52F			
	1.21-6 Drill Rod	21M-05M			
JT9; JT920; JT921; JT922	1.63-6 EZ-Connect	21M-L55F			
	1.30-5 Coarse Drill Rod	21M-09M			
	1.41-6 Fine Drill Rod	21M-01M			
JT1220 Mach 1	1.88-6 EZ-Connect	21M-L58M			
	1.47-4 Drill Rod	21M-34M			
JT1720	2.00-6 EZ-Connect	21M-L54F	23M-L54F		
	1.81-6 Drill Rod	21M-86M	23M-86M		
JT20; JT2020; JT2720	2.00-6 EZ-Connect	21M-L54F	23M-L54F		
	2.04-4 Drill Rod	21M-35M	23M-35M		
JT2720 Mach1	2.25-6 EZ-Connect	21M-L56F	23M-L56F	27M-L56F	
	2.11-4 Drill Rod	21M-36M	23M-36M	27M-36M	
JT25; JT30; JT3020 Mach1	2.25-6 EZ-Connect 3	21M-L59F	23M-L59F	27M-L59F	
	2.11-4 Drill Rod	21M-36M	23M-36M	27M-36M	
JT4020	2.63-6 EZ-Connect	23M-L57F	23M-L57F	27M-L57F	
	2.40-4 Drill Rod		23M-42M	27M-42M	
JT4020 Mach 1	2.63-6 EZ-Connect	23M-L57F	23M-L57F	27M-L57F	
	2.59-4 Drill Rod	23M-43M		27M-43M	
	3.50-4 EZ-Connect			27M-L60F	
JT60	2.46-4 Drill Rod			27M-60M	
	FS900 Drill Rod		23M-50F	27M-50F	
JT7020; JT8020; JT1100	3.27-4 Drill Rod			27M-72M	

PULLING EYES



- Match your swivel to a specific pulling eye for a secure connection



Reamer Shaft Size→	2 1/2"	3 1/4"	4 1/4"	4 1/2"	6 1/2"
Rear Thread→	2" IF Box	2 1/2" Reg Box	2 1/4" IF Box	3 1/2" IF Box	4 1/2" IF Box
For Use With ↓	Part #	Part #	Part #	Part #	Part #
Rear Reamer Pulling Eyes for Deluxe DUB Swivels					
5-ton	21M-EYE805				
10-ton	21M-EYE810	23M-EYE810			
15-ton; 20-ton; 30-ton		23M-EYE820	27M-EYE820		
40-ton			27M-EYE840	29M-EYE840	
60-ton			27M-EYE860	29M-EYE860	47M-EYE860
80-ton			27M-EYE880	29M-EYE880	47M-EYE880
Rear Reamer Pulling Eyes for Valu-DUB Swivels					
4.5-ton	21M-EYE304				
5-ton	21M-EYE305				
7.5-ton; 10-ton	21M-EYE310	23M-EYE310			
15-ton	21M-EYE315	23M-EYE315	27M-EYE315		
20-ton; 30-ton; 45-ton		23M-EYE820	27M-EYE820		

Juggernaut fluted reamers can be found on page 7.

Juggernaut Size→	4"	6"	8"	10"	12" & 14" & 16"
Juggernaut Rear Reamer Pulling Eyes					
4.5-ton Valu-DUB	44M-EYE304	44M-EYE304			
5-ton	44M-EYE305	44M-EYE305	45M-EYE305	85-F31X-EYE305	
7.5-ton; 10-ton	44M-EYE310	44M-EYE310	45M-EYE310	85-F31X-EYE310	85-F31X-EYE310
15-ton			45M-EYE315	85-F31X-EYE315	85-F31X-EYE315
20-ton; 30-ton; 45-ton				85-F31X-EYE320	85-F31X-EYE320

Juggernaut fluted reamers can be found on page 7.