


DUCT PULLERS

STANDARD DUCT PULLERS


Easy to install; strong grip



- Quick and easy to install with no special tools required
- Expanding jaws securely grip inside wall of duct
- Large number of jaw teeth results in much stronger grip
- Pluggers are available to help keep the mud out

PREMIUM DUCT PULLERS


Easy to maintain and repair



- Fewer moving parts for easy repair and maintenance
- Expanding jaws securely grip inside wall of duct
- Comes standard with a polyurethane plugger
- Made from zinc dichromate coated steel

DELUXE DUCT PULLERS

Stands up to the abuses of HDD



- Precision machined, hardened alloy steel pulling head will handle the abuses of HDD
- Outer sleeve prevents stretching and provides a water tight seal to protect ducting
- Fits most duct sizes from SDR9 through SDR21
- Expanding jaws grip the inside of the duct as the front eye is rotated, spreading the load evenly around the inside diameter of the duct
- Oversized rear eye

SUPER DELUXE DUCT PULLERS

One rugged puller



- A rugged puller that is quick and easy to install and remove
- Water tight by sealing on the inside of the product pipe
- High-tensile drop-forged eyebolt
- Can be disassembled in the field by hand for easy maintenance

INNERDUCT PULLERS

Borzall pullers have phenomenal gripping power



- Economical means of pulling small diameter duct & innerduct
- Machined from steel and chrome-plated for durability
- Double cutting edges that actually cut a thread into the duct
- Quick and easy to install

WIRE MESH PULLING GRIPS



Standard-Duty Pulling Grips



Heavy-Duty Pulling Grips

- Made with a double weave of galvanized wire for maximum durability
- Return weave design so there are no crimped ends at the trailing end
- At least a 2X safety factor

Standard Duct Pullers		
Duct Size	I.D.	Part #
1¼"	1.28" to 1.50"	00620-125
1½"	1.47" to 1.69"	00620-150
2"	1.88" to 2.12"	00620-200
2½"	2.25" to 2.50"	00620-250
3"	2.75" to 3.06"	00620-300
4"	3.50" to 4.06"	00620-400
5"	4.50" to 5.00"	00620-500
6"	5.44" to 6.12"	00620-600
8"	6.44" to 7.87"	00620-800
10"	Please specify SDR	00620-1000
12"	Please specify SDR	00620-1200

Fits most duct sizes from SDR11 through SDR17

Premium Duct Pullers		
Duct Size	I.D.	Part #
2"	1.81" to 2.19"	00616-200
2½"	2.19" to 2.62"	00616-250
3"	2.69" to 3.12"	00616-300
4"	3.31" to 4.06"	00616-400
5"	4.25" to 5.06"	00616-500
6"	4.87" to 6.19"	00616-600

Deluxe Duct Pullers		
Duct Size	I.D.	Part #
1¼"	1.25" to 1.50"	00650-125
1½"	1.44" to 1.69"	00650-150
2"	1.81" to 2.19"	00650-200
2½"	2.19" to 2.56"	00650-250
3"	2.69" to 3.06"	00650-300
4"	3.44" to 4.25"	00650-400
5"	4.31" to 5.13"	00650-500
6"	5.06" to 6.06"	00650-600

Super Deluxe Duct Pullers		
Duct Size	I.D.	Part #
1¼"	1.18" to 1.68"	00660-125
1½"	1.39" to 1.92"	00660-150
2"	1.68" to 2.40"	00660-200
2½"	2.24" to 2.90"	00660-250
3"	2.55" to 3.52"	00660-300
4"	3.31" to 4.52"	00660-400
5"	4.29" to 5.61"	00660-500
6"	5.20" to 6.69"	00660-600
8"	6.71" to 8.80"	00660-800

Premium Duct Pullers		
Duct Size	I.D.	Part #
¾"	0.72" to 0.93"	00604-075
1"	0.94" to 1.15"	00604-100
1¼"	1.26" to 1.44"	00604-125
1½"	1.48" to 1.66"	00604-150
2"	1.91" to 2.08"	00604-200

Standard-Duty Wire Mesh Pulling Grips			
Duct Size	O.D.	Max Load	Part #
¼"	.24" to .37"	750 lbs	00670-025
⅜"	.38" to .74"	950 lbs	00670-038
½" & ¾"	.75" to 1.12"	1,100 lbs	00670-050
1"	1.13" to 1.49"	1,750 lbs	00670-100
1¼" & 1½"	1.50" to 1.99"	2,700 lbs	00670-125
2"	2.00" to 2.49"	4,000 lbs	00670-200
2½"	2.50" to 2.99"	6,000 lbs	00670-250

Heavy-Duty Wire Mesh Pulling Grips			
Duct Size	O.D.	Max Load	Part #
½" & ¾"	.75" to 1.12"	1,460 lbs	00680-050
1"	1.13" to 1.49"	2,410 lbs	00680-100
1¼" & 1½"	1.50" to 1.97"	3,600 lbs	00680-125
2"	2.00" to 2.50"	5,600 lbs	00680-200
2½"	2.50" to 2.99"	8,200 lbs	00680-250
3"	3.00" to 3.74"	12,200 lbs	00680-300
4"	4.25" to 4.99"	20,100 lbs	00680-400