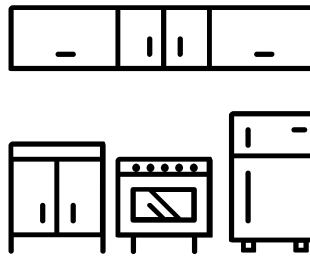


5 water play essentials from the KITCHEN



Dish-pan




- can contain and organize all of your water play supplies
- water play can happen within the defined space as the pan holds the water and other items part of the exploration



Turkey Baster

- squeeze and transfer liquids from one container to another
- experimenting and predicting outcomes with a tool

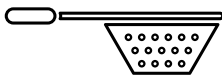


Measuring cups, measuring spoons and plastic containers from the recycle bin


- practice filling, pouring, dumping, measuring and comparing
- making observations about the world and making decisions about how to use them



Funnels and Strainers



- practice spatial awareness and comparing quantities
- experimenting and predicting outcomes
- passing water through and filtering out non-liquid or frozen objects, rocks, plant material, plastic toys



Ice

- Freeze plain or colored water in containers or regular ice cube trays.
- Treasures like plastic toys or jewels, alphabet magnets, and plants can be added to the water before it is frozen.



Water Play

a great tool for nurturing a child's developmental areas

focusing on an activity that interests them while exploring the world and gathering information

exercising fine motor muscles

practicing eye-hand coordination

combining and separating quantities of objects,

recognizing spatial relationships

measuring to combine, compare and order things

experimenting to test ideas

predicting what will happen

gathering knowledge about the natural and physical world

exploring using tools and technology

solving problems encountered in play