




FALL SUN-CATCHER *with olive oil*



1. Gather colorful paper for making sun catcher shapes.



2. For extra cutting practice, cut out one of these template shapes.




3. Draw or trace a shape onto your colorful paper.



4. Cut out the shape from the colorful paper.



5. Pour a small amount of olive oil into a dish.



6. Use the olive oil like paint with a cotton swab or paintbrush to create a pattern on your shape.

7. Tape or hang with string in a window to catch the light going through the oil pattern.

