

Ordered By: _____ Clinician/ATP/RTS: _____ Phone Number: _____
 Acct. Number: _____ PO Number: _____ Address: _____
 City: _____ State: _____ Zip Code: _____ Email: _____ Marked For: _____
 Ship to: _____ Phone Number: _____
 Address: _____ City: _____ State: _____ Zip Code: _____

XLR 14 - SS | K0835

Captain Back Solid Seat
Group 2 Single Power Option
300lb Weight Capacity



DME providers are responsible for determining appropriate billing codes when submitting for insurance reimbursement. HCPCS codes should not be considered legal advice. All prices are MSRP. Prices subject to change without notice.

BASE MODEL			ELECTRONICS		
DESCRIPTION	PRICE	HCPCS CODE	Required Option - Choose a single or dual actuator option		
<input type="checkbox"/> XLR14-SS	\$7,127	K0835	DESCRIPTION	PRICE	HCPCS CODE
			60 Amp VR2 Power Module	Standard	
			<input type="checkbox"/> VR2 6-Key Joystick ¹ w/ 1 Actuator Function	\$1899	E2310
			¹ Required for tilt function.		
			<input type="checkbox"/> VR2 6-Key Joystick ² w/ 2 Actuator Function	\$2999	E2311
			² Required for tilt and AFP function. When choosing two actuator function, do not check off VR2 6-Key w/ 1 Actuator option listed above.		
BASE COLOR OPTIONS			JOYSTICK MOUNTING BRACKETS		
Choose one color option to be installed			DESCRIPTION	PRICE	HCPCS CODE
DESCRIPTION	PRICE		<input type="checkbox"/> Fixed, Inline	Standard	
<input type="checkbox"/> Burgundy	N/C		<input type="checkbox"/> Left <input type="checkbox"/> Right		
<input type="checkbox"/> Blue	N/C		<input type="checkbox"/> Swing-Away, Fixed Length	\$235	E1028
<input type="checkbox"/> Pewter	N/C		<input type="checkbox"/> Left <input type="checkbox"/> Right		
<input type="checkbox"/> Black	N/C		<input type="checkbox"/> Swing-Away, Magnetic Length Adjustable	\$235	E1028
			<input type="checkbox"/> Left <input type="checkbox"/> Right		
BATTERY CHARGER					
DESCRIPTION	PRICE				
8 Amp Off-Board	Standard				
DRIVE WHEELS					
DESCRIPTION	PRICE				
<input type="checkbox"/> 14" Flat-Free, Pair	Standard				
<input type="checkbox"/> 14" Pneumatic Tires	\$200				
Pair; Gray					
SEATING SYSTEM			ARMRESTS		
Required Option			DESCRIPTION	PRICE	HCPCS CODE
DESCRIPTION	PRICE	HCPCS CODE	<input type="checkbox"/> Flip Back, Height Adjustable	No Charge	
SHOPRIDER Power Tilt (Required)	\$5,830	E1002	<input type="checkbox"/> Left Arm Trough	\$160	E2209
			<input type="checkbox"/> Right Arm Trough	\$160	E2209

XLR 14 - SS | K0835

Captain Back Solid Seat
Group 2 Single Power Option
300lb Weight Capacity

For easy ordering and information, please contact Customer Care Toll Free at 1(800) 743-0772 Fax: 1(877) 797-7081 or Email to quotes@shoprider.com






DME providers are responsible for determining appropriate billing codes when submitting for insurance reimbursement. HCPCS codes should not be considered legal advice. All prices are MSRP.

LAPBELTS

DESCRIPTION	PRICE
<input type="checkbox"/> 66" Lap Belt	Standard
<input type="checkbox"/> WC-19 Compliant Lap Belt**	\$120

** Requires WC-19 Occupied Transit Kit

FRONT RIGGINGS

DESCRIPTION	PRICE	
<input type="checkbox"/> Seat Mounted Foot Platform (11 1/2" - 18 1/2") of adjustment ³	Standard	
<input type="checkbox"/> Extra Large Footplate 12.5" x 15.5" (D x W)	\$160.00	
<input type="checkbox"/> Omit Seat Mounted Foot Platform	No Charge	
<input type="checkbox"/> Swing Away Foot Rests Pair; (17" - 19 1/2") of adjustment ⁴	\$250	
<input type="checkbox"/> Swing Away Elevating Leg Rests Pair; (18" - 21") of adjustment ⁵	\$180 E0990	
<input type="checkbox"/> Residual Limb Support Rigging Selections:	\$340 ea E1020	
<input type="checkbox"/> Limb Supports Side ⁶		
<input type="checkbox"/> Left <input type="checkbox"/> Right		

³ Measurements are from top edge of seat cushion to top of footplate heel. Adjustments range from 11 1/2" to 18 1/2" in 1" increments.

⁴ Swing Away foot rests can be adjusted from 17" to 19 1/2" in 1/2" increments. Swing away length adjustment is measured from top edge of seat cushion to top of foot plate heel. Swing Away lengths cannot be preset from the factory.

⁵ ELR lengths are measured from the top front edge of the seat cushion to the top of the footplate heel position. Adjustments are 18" to 21" in 1/2" increments. ELR lengths cannot be preset from the factory.

⁶ If two supports are required, please select both left and right.

CENTER MOUNT AFP

Required Option - Choose a dual actuator option

DESCRIPTION	PRICE	HCPCS CODE
<input type="checkbox"/> Power Articulating Foot Platform ^{7,8} Part: 800914-044-01(K)	\$2,999	E1012

⁷ When choosing this option, select VR2 6-Key w/2 Actuators in Electronics.

⁸ When AFP is selected, other front rigging options should not be selected due to fitment restrictions.



AFP Setup Measurements

Measurements	Inches
Posterior Knee to Bottom of Heel	
Cushion Thickness (Subtract)	
Cushion Compression (Add)	
Seat Pan to Footplate (Total)	

- | | |
|--------------------------------|----------------------------------------------|
| <input type="checkbox"/> 8" | <input type="checkbox"/> 13.5" |
| <input type="checkbox"/> 8.5" | <input type="checkbox"/> 14" |
| <input type="checkbox"/> 9.5" | <input type="checkbox"/> 14.5" |
| <input type="checkbox"/> 10.5" | <input type="checkbox"/> 15" |
| <input type="checkbox"/> 11.5" | <input type="checkbox"/> 15.5" ¹¹ |
| <input type="checkbox"/> 12.5" | |

¹¹ STFH must be a minimum of 19" to meet the 2" ground clearance requirement.

BATTERIES

DESCRIPTION	PRICE	HCPCS CODE
<input type="checkbox"/> No Batteries	No Charge	
<input type="checkbox"/> Group 34, 60 Amp Gel Batteries ⁹	\$498 ea	E2359
<input type="checkbox"/> Group 24, 75 Amp Gel Batteries ⁹	\$520 ea	E2363
<input type="checkbox"/> 22NF, 50 Amp AGM Batteries	\$200 ea	E2361

⁹ MK is currently the exclusive battery offered for the XLR14. Two Batteries are required for this model, all options have inset battery terminals.

XLR 14 - SS | K0835

Captain Back Solid Seat
Group 2 Single Power Option
300lb Weight Capacity

For easy ordering and information, please contact Customer Care Toll Free at 1(800) 743-0772 Fax: 1(877) 797-7081 or Email to quotes@shoprider.com

DME providers are responsible for determining appropriate billing codes when submitting for insurance reimbursement. HCPCS codes should not be considered legal advice. All prices are MSRP.

ACCESSORIES

- WC-19 Compliant Occupied Transit Kit** \$400
- Transit Tie-Down Kit Unoccupied** \$160
- O2 Tank Holder \$150 E2208
- \$500

**Transit Tie-Down Kit adds 5/16" to overall seat-to-floor-height

HEADREST OPTIONS

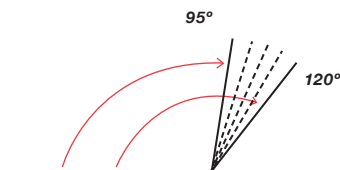
- Standard Headrest Inc.
- Headrest Mounting Bracket w/ 1" Ball receiver for Capt Style Seat Backs \$300 E1028
- 5" x 10" Dimensional Gel Pad \$230 E0955
- 5" x 12" Dimensional Gel Pad \$240 E0955

SEAT OPTIONS

DESCRIPTION	WEIGHT	Seat Color	PRICE
Captain Back w/ Solid Seat Pan			
<input type="checkbox"/> SP161618RG - 16"W x 16"D ¹⁰	250lb max	Gray	N/C
<input type="checkbox"/> SP181821RG - 18"W x 18"D ¹⁰	300lb max	Gray	N/C
<input type="checkbox"/> SP181821RB - 18"W x 18"D ¹⁰	300lb max	Black	N/C
<input type="checkbox"/> SP182021RB - 18"W x 20"D ¹⁰	300lb max	Black	N/C
<input type="checkbox"/> SP202023RB - 20"W x 20"D ¹⁰	300lb max	Black	N/C
<input type="checkbox"/> SP202023RG - 20"W x 20"D ¹⁰	300lb max	Gray	N/C

¹⁰ This seat can accommodate metal O² holder, cane/crutch and walker holder accessories. Solid seats have a manual recline range from approximately 95° to 120° as illustrated below

* This seat is non recline.



SEAT-TO-SPEC*

Please Supply Client Information:

Client Height: _____

Client Weight: _____

Seat to Floor Height (Check one below)

Seating System	Seat to Floor Heights*	
Pan Seating	18 1/2" min	21" max

- 18 1/2" 20"
- 19" 20 1/2"
- 19 1/2" 21"

Seat to floor height is adjustable from 18 1/2" to 21" in 1/2" increments.

* While every effort will be taken to ensure STFH dimensions will be preset to your specifications prior to shipping, variations in options may affect final settings.



STFH is measured from top of seat pan to floor.

Note: This does not account for seat cushion height.






XLR 14 - SS | K0835

Captain Back Solid Seat
Group 2 Single Power Option
300lb Weight Capacity

For easy ordering and information, please contact Customer Care Toll Free at 1(800) 743-0772 Fax: 1(877) 797-7081 or Email to quotes@shoprider.com

DME providers are responsible for determining appropriate billing codes when submitting for insurance reimbursement. HCPCS codes should not be considered legal advice. All prices are MSRP.

SERVICE EMBLEMS

DESCRIPTION	MSRP	
<input type="checkbox"/> MARINE CORP	\$5	
<input type="checkbox"/> ARMY	\$5	
<input type="checkbox"/> NAVY	\$5	
<input type="checkbox"/> COAST GUARD	\$5	
<input type="checkbox"/> AIR FORCE	\$5	

LIGHTING KIT

Lighting Kit*** \$500

Lighting Kit includes joystick mounted control box with left, right, hazard and main lighting switches.

***Kit must be selected at time of purchase, and cannot be added onto a unit order once it has shipped.



Notes