

Ordered By: \_\_\_\_\_ Clinician/ATP/RTS: \_\_\_\_\_ Phone Number: \_\_\_\_\_  
 Acct. Number: \_\_\_\_\_ PO Number: \_\_\_\_\_ Address: \_\_\_\_\_  
 City: \_\_\_\_\_ State: \_\_\_\_\_ Zip Code: \_\_\_\_\_ Email: \_\_\_\_\_ Marked For: \_\_\_\_\_  
 Ship to: \_\_\_\_\_ Phone Number: \_\_\_\_\_  
 Address: \_\_\_\_\_ City: \_\_\_\_\_ State: \_\_\_\_\_ Zip Code: \_\_\_\_\_ Lift Gate: ☐

## XLR 14 - CS | K0836

Captain Seat  
 Group 2 Single Power Option  
 300lb Weight Capacity



### BASE MODEL

DESCRIPTION	PRICE	HCPCS CODE
XLR14-CS	\$7,127	K0836

### BASE COLOR OPTIONS

Choose one color option to be installed

DESCRIPTION	PRICE
<input type="checkbox"/> Burgundy	N/C
<input type="checkbox"/> Blue	N/C
<input type="checkbox"/> Pewter	N/C
<input type="checkbox"/> Black	N/C

### BATTERY CHARGER

DESCRIPTION	PRICE
8 Amp Off-Board	Standard

### DRIVE WHEELS

DESCRIPTION	PRICE
<input type="checkbox"/> 14" Flat-Free, Pair	Standard
<input type="checkbox"/> 14" Pneumatic Tires Pair; Gray	\$200

### SEATING SYSTEM

Required Option

DESCRIPTION	PRICE	HCPCS CODE
SHOPRIDER Power Tilt (Required)	\$5,830	E1002
<input type="checkbox"/> Power Seat Elevation (optional)	\$3,599	E2298

### ELECTRONICS

Required Option - Choose a single, dual or triple actuator option

DESCRIPTION	PRICE	HCPCS CODE
60 Amp VR2 Power Module	Standard	
<input type="checkbox"/> VR2 6-Key Joystick <sup>1</sup> w/ 1 Actuator Function	\$1899	E2310
<input type="checkbox"/> VR2 6-Key Joystick <sup>2</sup> w/ 2 Actuator Function	\$2999	E2311
<input type="checkbox"/> VR2 6-Key Joystick <sup>3</sup> w/ 3 Actuator Function	\$2999	E2311
Harness for upgrade to Expandable Controller w/ 3 Actuators	\$499	E2313
VR2 Expandable controller kit	\$799	E2377

<sup>1</sup>Required for tilt function. <sup>2</sup>Required for tilt and AFP function. <sup>3</sup> Required for tilt, lift and AFP functions

### JOYSTICK MOUNTING BRACKETS

DESCRIPTION	PRICE	HCPCS CODE
<input type="checkbox"/> Fixed, Inline	Standard	
<input type="checkbox"/> Left <input type="checkbox"/> Right		
<input type="checkbox"/> Swing-Away, Fixed Length	\$235	E1032
<input type="checkbox"/> Left <input type="checkbox"/> Right		
<input type="checkbox"/> Swing-Away, Magnetic Length Adjustable	\$235	E1032
<input type="checkbox"/> Left <input type="checkbox"/> Right		

### ARMRESTS

DESCRIPTION	PRICE	HCPCS CODE
<input type="checkbox"/> Flip Back, Height Adjustable	No Charge	
<input type="checkbox"/> Left Arm Trough	\$160	E2209
<input type="checkbox"/> Right Arm Trough	\$160	E2209

# XLR 14 - CS | K0836

Captain Seat

Group 2 Single Power Option

300lb Weight Capacity






For easy ordering and information, please contact Customer Care Toll Free at 1(800) 743-0772 Fax: 1(877) 797-7081 or Email to [quotes@shoprider.com](mailto:quotes@shoprider.com).

DME providers are responsible for determining appropriate billing codes when submitting for insurance reimbursement. HCPCS codes should not be considered legal advice. All prices are MSRP.

## LAPBELTS

DESCRIPTION	PRICE
<input type="checkbox"/> 66" Lap Belt	Standard
<input type="checkbox"/> WC-19 Compliant Lap Belt <sup>4,5</sup>	\$120
<sup>4</sup> Requires WC-19 Occupied Transit Kit, <sup>5</sup> Not available for power seat elevate option	

## FRONT RIGGINGS

DESCRIPTION	PRICE	
<input type="checkbox"/> Seat Mounted Foot Platform (11½" - 18½") of adjustment <sup>6</sup>	Standard	
<input type="checkbox"/> Extra Large Footplate 12.5" x 15.5" (D x W)	\$160.00	
<input type="checkbox"/> Omit Seat Mounted Foot Platform	No Charge	
<input type="checkbox"/> Swing Away Foot Rests Pair; (17" - 19½") of adjustment <sup>7</sup>	\$250	
<input type="checkbox"/> Swing Away Elevating Leg Rests Pair; (18" - 21") of adjustment <sup>8</sup>	\$180 E0990	
<input type="checkbox"/> Residual Limb Support Rigging Selections: Limb Supports Side <sup>9</sup> <input type="checkbox"/> Left <input type="checkbox"/> Right	\$340 ea E1020	

<sup>6</sup> Measurements are from top edge of seat cushion to top of footplate heel. Adjustments range from 11½" to 18½" in 1" increments.

<sup>7</sup> Swing Away foot rests can be adjusted from 17" to 19½" in ½" increments. Swing away length adjustment is measured from top edge of seat cushion to top of foot plate heel. Swing Away lengths cannot be preset from the factory.

<sup>8</sup> ELR lengths are measured from the top front edge of the seat cushion to the top of the footplate heel position. Adjustments are 18" to 21" in ½" increments. ELR lengths cannot be preset from the factory.

<sup>9</sup> If two supports are required, please select both left and right.

## CENTER MOUNT AFP

Required Option - Choose a dual actuator option

DESCRIPTION	PRICE	HCPCS CODE
<input type="checkbox"/> Power Articulating Foot Platform <sup>10, 11, 12</sup> Part: 800914-044-01(K)	\$2,999	E1012

<sup>10</sup> When choosing this option, select VR2 6-Key w/2 Actuators in Electronics.

<sup>11</sup> Select VR2 6-Key w/3 Actuators w/ seat elevate option

<sup>12</sup> When AFP is selected, other front rigging options should not be selected due to fitment restrictions.



## AFP Setup Measurements

Measurements	Inches
Posterior Knee to Bottom of Heel	
Cushion Thickness (Subtract). Subtract 4" if SV18171/222RB(RG)	-5"
Cushion Compression (Add)	
Cushion Overlap (Subtract)	-2"
Top AFP Pivot to Footplate (Total)	

## Seat Cushion Thickness Guide

SV18171/222RB(RG) - 4"      SV2121211/2RB(RG) - 5"

SV191820RB(RG) - 5"      SV23191/2191/2B - 5"

## AFP Length Options \*

<input type="checkbox"/> 8"	<input type="checkbox"/> 11.5"	<input type="checkbox"/> 14.5"
<input type="checkbox"/> 8.5"	<input type="checkbox"/> 12.5"	<input type="checkbox"/> 15"
<input type="checkbox"/> 9.5"	<input type="checkbox"/> 13.5"	<input type="checkbox"/> 15.5"
<input type="checkbox"/> 10.5"	<input type="checkbox"/> 14"	

\* STFH must be a minimum of 22" to meet the 2" ground clearance requirement.

## BATTERIES

DESCRIPTION	PRICE	HCPCS CODE
<input type="checkbox"/> No Batteries	No Charge	
<input type="checkbox"/> Group 34, 60 Amp Gel Batteries <sup>13</sup>	\$498 ea	E2359
<input type="checkbox"/> Group 24, 75 Amp Gel Batteries <sup>13</sup>	\$520 ea	E2363
<input type="checkbox"/> 22NF, 50 Amp AGM Batteries <sup>13, 14</sup>	\$200 ea	E2361

<sup>13</sup> MK is currently the exclusive battery offered for the XLR 14. Two Batteries are required for this model, all options have inset battery terminals. <sup>14</sup> Not recommended if selecting the seat elevate option

# XLR 14 - CS | K0836

## Captain Seat

### Group 2 Single Power Option

### 300lb Weight Capacity

For easy ordering and information, please contact Customer Care Toll Free at 1(800) 743-0772 Fax: 1(877) 797-7081 or Email to [quotes@shoprider.com](mailto:quotes@shoprider.com).

DME providers are responsible for determining appropriate billing codes when submitting for insurance reimbursement. HCPCS codes should not be considered legal advice. All prices are MSRP.

## ACCESSORIES

- |                          |  |       |       |
|--------------------------|--|-------|-------|
| <input type="checkbox"/> | WC-19 Compliant Occupied Transit Kit <sup>15</sup> | \$400 |       |
| <input type="checkbox"/> | Transit Tie-Down Kit Unoccupied <sup>16</sup>      | \$160 |       |
| <input type="checkbox"/> | O2 Tank Holder                                     | \$150 | E2208 |

<sup>15</sup> NOT AVAILABLE FOR POWER SEAT ELEVATE OPTION

<sup>16</sup> Transit Tie-Down Kit adds 5/16" to overall seat-to-floor-height

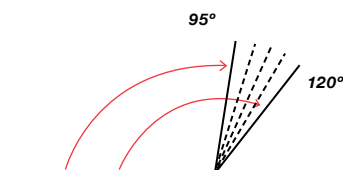
## HEADREST OPTIONS

- |                          |   |       |       |
|--------------------------|---|-------|-------|
| <input type="checkbox"/> | Standard Headrest   | Inc.  |       |
| <input type="checkbox"/> | Headrest Mounting Bracket w/ 1" Ball receiver for Capt Style Seat Backs | \$300 | E1033 |
| <input type="checkbox"/> | 5" x 10" Dimensional Gel Pad  | \$230 | E0955 |
| <input type="checkbox"/> | 5" x 12" Dimensional Gel Pad  | \$240 | E0955 |

## SEAT OPTIONS

DESCRIPTION	WEIGHT	Color	PRICE
<input type="checkbox"/> SV18171/222RG - 18"W x 17 1/2"D	300lb max	Gray	Standard
<input type="checkbox"/> SV18171/222RB - 18"W x 17 1/2"D	300lb max	Black	
<input type="checkbox"/> SV191820RB - 19"W x 18"D <sup>17</sup>	300lb max	Black	
<input type="checkbox"/> SV191820RG - 19"W x 18"D <sup>17</sup>	300lb max	Gray	
<input type="checkbox"/> SV2121211/2RG - 21"W x 21"D <sup>17</sup>	300lb max	Gray	
<input type="checkbox"/> SV2121211/2RB - 21"W x 21"D <sup>17</sup>	300lb max	Black	

<sup>17</sup> This seat can accommodate metal O2 holder, cane/crutch and walker holder accessories. Captain seats have a manual recline range from approximately 95° to 120° as illustrated below. \* This seat is non recline.



## SEAT-TO-SPEC\*

### Please Supply Client Information:

Client Height: \_\_\_\_\_

Client Weight: \_\_\_\_\_

### Seat to Floor Height (Check one below)

Seating System	Seat to Floor Heights*	
Captain Seating	21" min	24" max

- |   |  |
|---|--|
| <input type="checkbox"/> 21" w/o Seat Elevate | <input type="checkbox"/> 23"                 |
| <input type="checkbox"/> 21 1/2"              | <input type="checkbox"/> 23 1/2"             |
| <input type="checkbox"/> 22"                  | <input type="checkbox"/> 24" w/ Seat Elevate |
| <input type="checkbox"/> 22 1/2"              |  |

Seat to floor height is adjustable from 21 1/2" to 24" in 1/2" increments.

\* While every effort will be taken to ensure STFH dimensions will be preset to your specifications prior to shipping, variations in options may affect final settings.



STFH is measured from top of seat cushion uncompressed to floor

# XLR 14 - CS | K0836

Captain Seat

Group 2 Single Power Option

300lb Weight Capacity

For easy ordering and information, please contact Customer Care Toll Free at 1(800) 743-0772 Fax: 1(877) 797-7081 or Email to [quotes@shoprider.com](mailto:quotes@shoprider.com).

DME providers are responsible for determining appropriate billing codes when submitting for insurance reimbursement. HCPCS codes should not be considered legal advice. All prices are MSRP.

## SERVICE EMBLEMS

### DESCRIPTION

### MSRP

☐ MARINE CORP

\$5



☐ ARMY

\$5



☐ NAVY

\$5



☐ COAST GUARD

\$5



☐ AIR FORCE

\$5



## LIGHTING KIT

☐ Lighting Kit\*\*\* \$500

Lighting Kit includes joystick mounted control box with left, right, hazard and main lighting switches.

\*\*\*Kit must be selected at time of purchase, and cannot be added onto a unit order once it has shipped.



## Notes