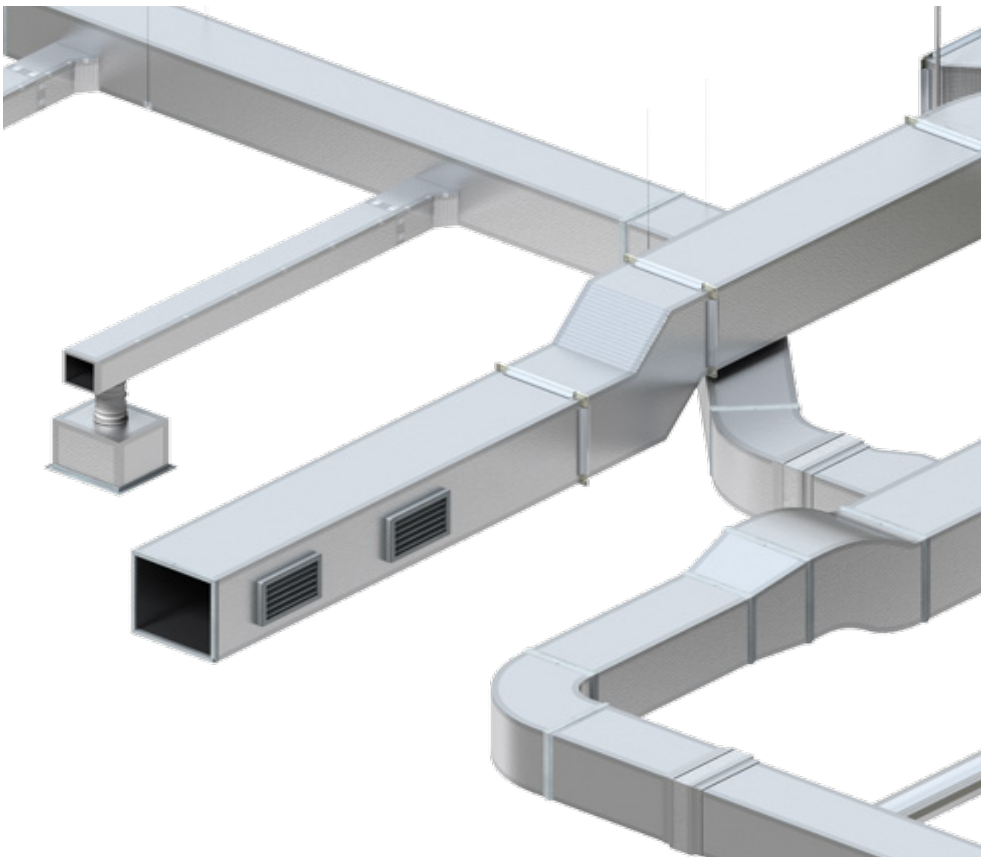


KoolDuct®

System

Pre-Insulated Ductwork for Mechanical Ventilation, Heating and Air-Conditioning.



- UL 181 Listed
- Fiber-Free Core
- Up to 70% lighter than sheet metal wrapped with fiber glass duct wrap
- SMACNA air-leakage Class 3
- Space Saving solution with performance of low thermal conductivity closed cell phenolic technology

KoolDuct® System

Introduction

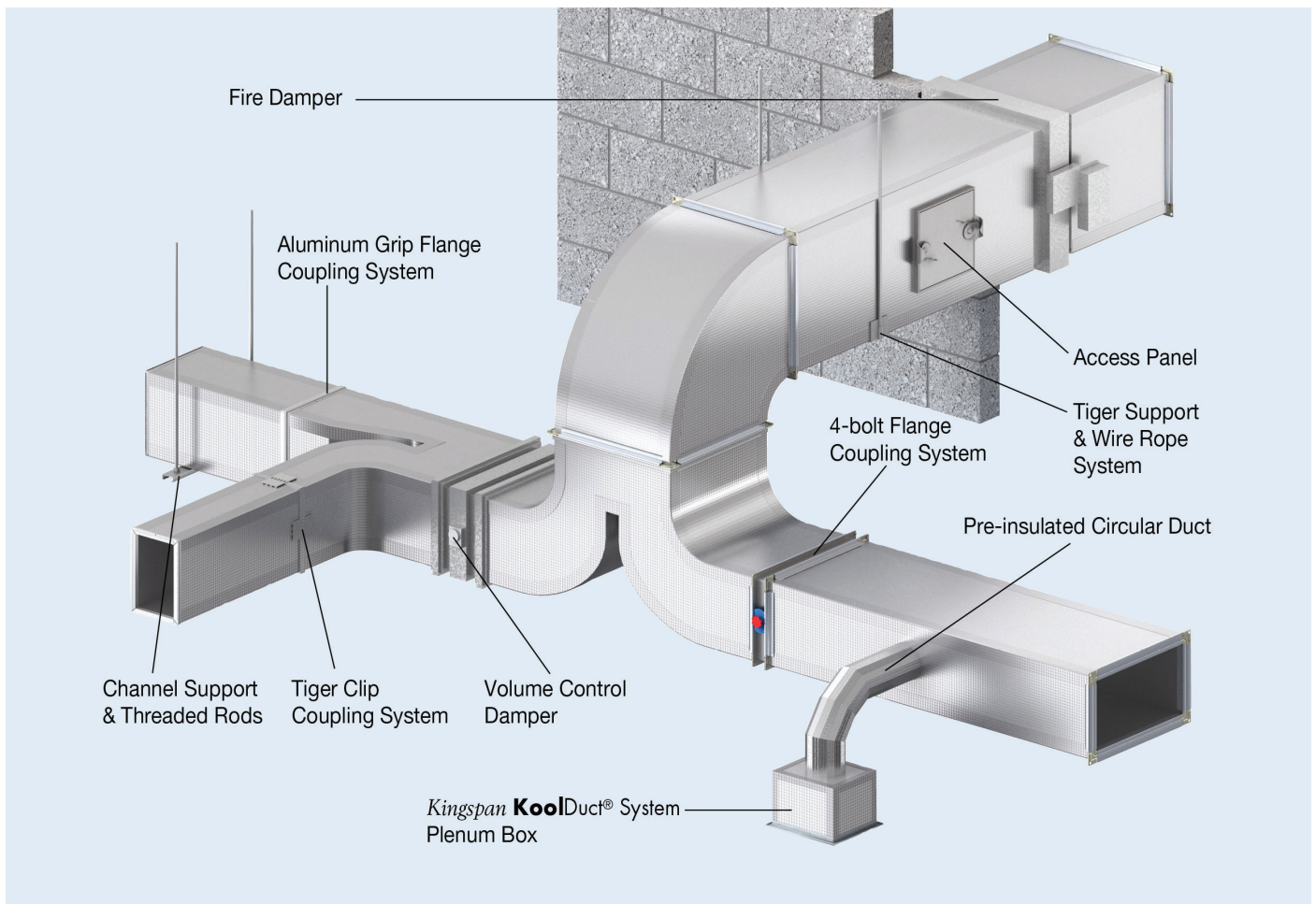
The Kingspan KoolDuct® System is an innovative, lightweight, pre-insulated, rectangular HVAC ductwork system. It comprises quality performance Kingspan KoolDuct® panels, fabrication methods, coupling systems and a complete line of accessories to produce pre-insulated rectangular ductwork in sections up to 13 ft / 3.93 m long.

Application Suitability

The Kingspan KoolDuct® System is designed for use in building services / HVAC applications. It is suitable for both new build and retrofit projects in the residential, commercial, public, light industrial and leisure sectors. It is especially suitable for use in non-ferrous applications and on high specification projects where non-fibrous insulants may be preferred, for instance: the food, beverage and pharmaceutical industries; clean air and hygiene controlled environments; high relative humidity environments; swimming pools; pools; and sterile areas of hospitals and communication / server rooms in data centers. Ductwork fabricated from The Kingspan KoolDuct(R) System can be installed internally, externally (for outdoor applications it must have an additional weather protection), visibly mounted and concealed above false ceilings, below raised floors or within confined enclosures such as pre-fabricated modules.

Ductwork Design & Frictional Resistance

The design of ductwork, including fittings, fabricated from The Kingspan KoolDuct® System, follows the same calculation principles and duct sizing methods as are used for rectangular ductwork constructed from galvanized sheet steel. The frictional resistance is comparable with that of galvanized sheet steel ductwork.



KoolDuct® System

Compliance



UL (Underwriters Laboratories)

Ductwork fabricated from The Kingspan KoolDuct® System is UL Listed as a Class 1 Air Duct, to Standard for Safety UL 181 (Factory Made Air Ducts & Air Connectors), when fabricated to a specification clearly defined by UL. The UL Listing requires that ductwork is fabricated using:

- 25/32"-1 25/32" / 20-45 mm Kingspan KoolDuct® panels faced with silver aluminum foil, autohesively bonded to the insulation core, on both sides during their manufacture at Kingspan Insulation's Pembridge, UK or Castleblayney Ireland manufacturing facility.
- the 4-bolt, aluminum grip flange and /or Tiger Clip coupling systems;
- a 2 1/2" / 63 mm wide (minimum) aluminum foil vapor barrier tape that is UL Listed A-P to Standard for Safety UL 181 A (Standard for Closure Systems for Use With Rigid Air Ducts); and
- Kingspan High Performance Silicone Sealant / Caulk.

NFPA (National Fire Protection Assembly)

UL Listed ductwork fabricated from The Kingspan KoolDuct® System meets the requirements of Class 1 Rigid Air Ducts, as defined by:

- 90A (Standard for the Installation of Air-Conditioning & Ventilating Systems); and
- 90B (Standard for Warm Air Heating & Air-Conditioning Systems).

ANSI / ASHRAE / IESNA (American National Standards Institute (ANSI) American Society of Heating, Refrigerating & Air-Conditioning Engineers (ASHRAE) Illuminating Engineering Society of North America (IESNA) Standards)

- 7/8" & 1 3/16" / 22 mm & 30 mm Kingspan KoolDuct® panels meet or exceed the minimum duct insulation R-value requirements of 90.1: 2004, 2007 & 2010 (Energy Standard for Buildings except Low-Rise Residential Buildings), for heating and cooling supply and return ducts.

ICC (International Code Council)

- IECC (International Energy Conservation Codes): 7/8" & 1 3/16" / 22 mm & 30 mm Kingspan KoolDuct® panels meet the minimum duct insulation R-value requirements for supply and return air ducts and plenums.
- IMC (International Mechanical Codes): UL Listed ductwork fabricated from The Kingspan KoolDuct® System satisfies the requirements for non-metallic ducts constructed with Class 1 duct material, whilst Kingspan KoolDuct® panels exceed the flame spread & smoke developed requirements for foam plastic insulation used as interior trim in plenums.
- IBC (International Building Codes): UL Listed ductwork fabricated from The Kingspan KoolDuct® System satisfies the requirements for factory-made air ducts, constructed with Class 1 duct material.

Health & Safety

Kingspan KoolDuct® panels have a fiber-free insulation core and are odorless, non-tainting, non-deleterious, and chemically inert and safe to use. Further information is contained in the Kingspan KoolDuct® Panel Product Safety Information Sheet.

NB The reflective surface on this product (Kingspan KoolDuct® panels and ductwork fabricated from the Kingspan KoolDuct® System) is designed to enhance its thermal performance. As such, it will reflect light as well as heat, including ultraviolet (UV) light. Therefore, if this product is being installed during very bright or sunny weather, it is advisable to wear UV protective sunglasses or goggles, and if the skin is exposed for a significant period of time, to protect the bare skin with a UV block sun cream. The reflective facing used on this product can be slippery underfoot when wet. Therefore, it is recommended that any excess material should be contained to avoid a slip hazard. Warning - do not stand on or otherwise support your weight on this product.

General Properties	
Property	Typical Value
Standard Dimensions:	Length: 12.89 ft / 3930 mm
	Width: 3.94 ft / 1200 mm
	Thickness: 7/8," 1 3/16" & 1 25/32 / 22 mm, 30 mm & 45 mm
Nominal Core Density Range of Insulation	3.12 - 3.63 pcf / 49.8 - 58.06 kg/m ³
Closed Cell Content ¹	≥ 90%
Minimum Compressive Strength at 10% Compression (BS EN 826: 1996):	>25 psi / >175 kPa
Thermal Resistance Material R-value: ² (Installed & Out of Package) ² (ASTM C 518) ²	7/8": 6.0 ft ² .hr.°F/Btu / 22 mm: 1.047 m ² .K/W
	1 3/16": 8.1 ft ² .hr.°F/Btu / 30 mm: 1.428 m ² .K/W
	1 25/32": 12.0 ft ² .hr.°F/Btu / 45 mm: 2.15 m ² .K/W
Operating Temperature Limits ³	-4°F to +176°F / -20°C to +80°C

¹ Per EN ISO 4590, method 2a

² R-value is determined by ASTM C518 in accordance with with FTC Rule (16 CFR, Part 460) and ASTM C1126 -sec. 13.7.2

³ Per EN 14314 and EN 14706

Fire & Smoke Performance

When subjected to the Underwriters Laboratories Fire Test Standards specified in the table, Kingspan KoolDuct® panels, faced with branded silver aluminum foil on one side and plain silver aluminum foil on the other, have achieved the results shown.

Standard	Result
UL 723	Flame spread / smoke developed indices:
(Test for Surface Burning)	≤ 25/50
Characteristics of Building Materials)	
UL 181	Burning (as part of fabricated duct section):
(Factory Made Air Ducts & Air Connectors)	Pass
	Flame penetration: 30 Minutes

LEED®

Ductwork fabricated from the Kingspan KoolDuct® System can contribute points towards achieving credits in the LEED® (Leadership in Energy & Environmental Design) rating systems developed by USGBC (United States Green Building Council).

KoolDuct® System

Operating Recommendations & Limitations

It is recommended that ductwork fabricated from The Kingspan KoolDuct® System is used for operation as supply, return, fresh and exhaust air ductwork for heating, ventilation and air-conditioning systems within the following limits:

Air Velocity (Max.)	5000 fpm / 25.4 m/s
Design Pressure (Max.)*	Positive: 4 in.w.g. / 1000 Pa Negative: 3 in.w.g. / 750 Pa
Temperature	-4°F to +176°F / -20°C to +80°C
Size	Unlimited (provided that recommended Kingspan KoolDuct® System fabrication techniques and installation procedures are strictly observed).

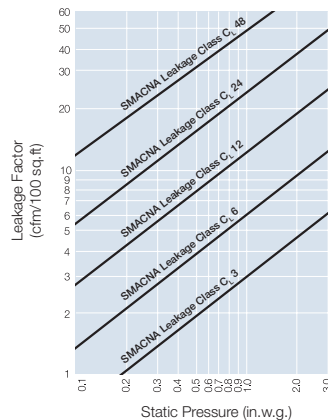
*These are maximum values and vary depending upon both the coupling system and the size of the ductwork. Refer to The Kingspan KoolDuct® System Fabrication Manual series of publications for details (see rear cover). NB 'Mean Air Velocity' refers to the design air flow rate related to the cross sectional area of the ductwork. 'Design Pressure' relates to the actual total pressure of the relevant section of ductwork and not the fan static pressure. 'Total Pressure' is a combination of both static and dynamic pressures.

Ductwork fabricated from The Kingspan KoolDuct® System should not be used in the following applications:

- conveyance of solids;
- fire resistant ductwork;
- kitchen /grease hood exhaust systems;
- chemical, fume or smoke exhaust systems;
- where combustible matter readily collects inside the ductwork;
- adjacent to any mechanical /electrical sources of extreme heat;
- where the failure of automatic control equipment may give rise to extreme temperatures; and
- outdoor / underground use without mechanical and /or weather protection;

Pressure & Air-leakage Air-leakage Classes & Limits

Ductwork fabricated from The Kingspan KoolDuct® System is designed to withstand a maximum static pressure of 4 in.w.g. / 1000 Pa, and can easily achieve SMACNA Air-leakage Class 3 with the 4-bolt, the aluminum grip and Tiger Clip coupling systems. The graph shows the air-leakage limits for SMACNA Air-leakage Classes 3 to 48, over the range of pressures from 0 to 4 in.w.g. / 0 to 1000 Pa.



(Based on SMACNA HVAC Air Duct Leakage Test Manual, 1985 Edition, Figure 4-1 'Duct Leakage Classification')

Commissioning

The test pressure should not exceed the design pressure to which ductwork from The Kingspan KoolDuct® System has been fabricated. When pressure or air-leakage testing is known to be necessary, ductwork should be fabricated to withstand the test pressure, if greater than the design pressure.

Fabrication & Installation

Ductwork from The Kingspan KoolDuct® System should only be fabricated by specially trained fabricators who have completed The Kingspan KoolDuct® System Training Course. It is recommended that ductwork is fabricated in accordance with the methods detailed in The Kingspan KoolDuct® System Fabrication Manual series of publications or with SMACNA Phenolic Duct Construction Standards. Ductwork should be installed using best practice methods in accordance with industry accepted standards.

Suitable Finishes

Standard

Factory-applied aluminum foil vapor barrier facing.

Cosmetic

Paint (consideration should be given to any effect that it might have on the thermal and fire performance of the finished ductwork).

Mechanical & Weather Protection

Aluminum sheet; aluminum-zinc alloy coated steel sheet; heavy-duty self-adhesive laminate; synthetic elastomeric jacketing systems; reinforcing glass / synthetic cloth embedded between two coats of appropriate coating; or UV resistant glass reinforced polyester / epoxy (GRP / GRE) cladding systems (all applied in accordance with manufacturer recommendations and project specification requirements). (consideration should be given to any effect that a cladding system may have on thermal or fire performance of the finished ductwork. Please contact Kingspan Insulation Technical Department for additional details.)

Maintenance & Cleaning

Ductwork fabricated from The Kingspan KoolDuct® System can be cleaned to industry standards, as required by NADCA ACR: 2006 (National Air Duct Cleaners Association: Assessment, Cleaning & Restoration of HVAC Systems), using many of the dry and non-abrasive cleaning methods offered through professional HVAC ductwork cleaning specialists. For suitable methods, refer to The Kingspan KoolDuct® System – A Specifier's Guide or Fabrication Manual series of publications.

Kingspan KoolDuct® Panels

Description

Kingspan KoolDuct® panels comprise a fiber-free rigid thermoset phenolic insulation core, faced on both sides with a protective and durable 1 mil / 25.4 micron aluminum foil that is reinforced with a 0.2" / 5 mm glass scrim.

Kingspan KoolDuct® panels are available with branded silver aluminum foil on one side and plain silver aluminum foil on the other. Both facings are autohesively bonded to the core during manufacture.

The core is manufactured with a CFC/HCFC-free blowing agent that has zero Ozone Depletion Potential (ODP) and low Global Warming Potential (GWP).



Contact Details

USA


Kingspan Insulation LLC
2100 Riveredge Parkway | Suite 175
Atlanta | Georgia 30328

T: +1 (800) 241 4402

F: +1 (678) 589 7325

E: info@kingspaninsulation.us

www.kingspaninsulation.us



Please scan the QR code for the most recent product information.

Kingspan Insulation LLC believes the information and recommendations herein to be accurate and reliable. However, since use conditions are not within its control, Kingspan Insulation LLC does not guarantee results from use of such products or other information herein and disclaims all liability from any resulting damage or loss. No warranty, express or implied, is given as to the merchantability, fitness for particular purpose, or otherwise with respect to the products referred to. For more information on specific building product recommendations and product data, contact your Kingspan Insulation LLC representative.

For the most current installation guidelines and compliance information go to www.kingspaninsulation.us.

© Kingspan, the G Device and the Lion Device are Registered Trademarks of the Kingspan Group plc in the US, Canada and other countries. All rights reserved.

© GreenGuard, Kooltherm and KoolDuct and OPTIM-R are Registered Trademarks of the Kingspan Group plc in the US. All rights reserved.

kingspan-koolduct-koolduct-system-product-data-sheet-en-us-v1

Version 1 - 01/2024

