

Graduates Included in Report: **63**

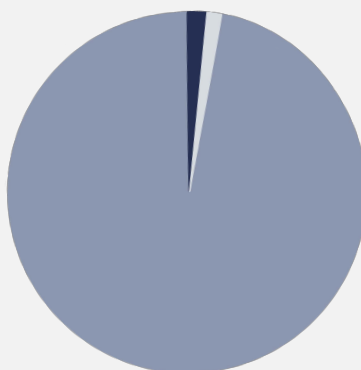
How many students graduated on-time? **31.5%**

How many students graduated within 150% of program length? **100.0%**

What were the employment results for graduates?

180 Days After Completion

95.2% Employed In-Field
88.9% Full-Time Employee
1.6% Full-Time Apprentice / Contractor
0.0% Short-Term Contract / Part-Time
4.8% Started New Company



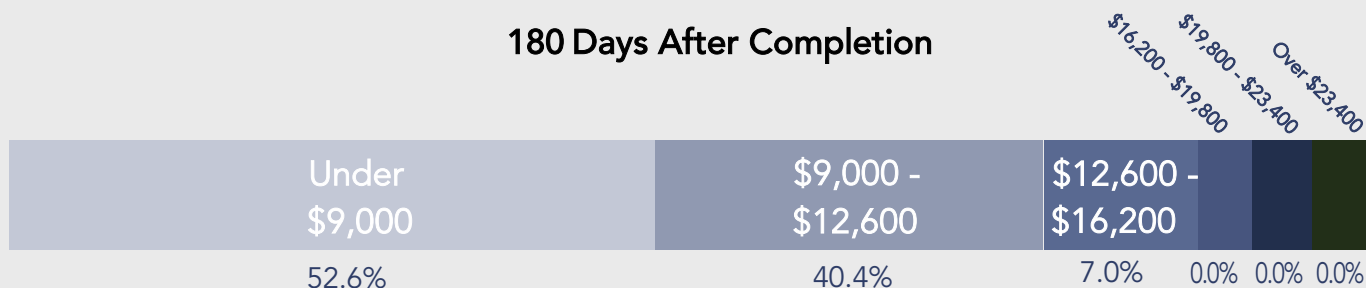
3.2% Not Seeking In-Field Employment
0.0% Employed out-of-field
1.6% Continuing to higher education
1.6% Not Seeking a Job

1.6% Could Not Contact

0.0% Still Seeking a Job In-Field

What median pay rate do graduates earn? **\$8,571**

180 Days After Completion



What percentage of job obtainers reported salaries?
95.0%

What were the most frequent job titles for graduates?

31.6% Software Engineer

17.5% Front-End Engineer

14.0% Full-Stack Engineer

10.5% Instructor

7.0% Developer



Hacktiv8 Jakarta

Full-Stack Web Development

CIRR Outcomes Report in USD\$

H2 2019

Report Information		
School Name	HACKTIV8	
Campus Location	Jakarta	
Program Name	Full-Stack Web Development	
Reporting Period	7/1/2019	12/31/2019
Published Course Length (in days, including weekends and holidays)	137	
Graduates Included in Report	63	
Graduation Requirements		
* Complete all course modules * Complete final project * Meet with career services counselor * Attend 2 school-sponsored career events during course		
Graduation Data		
How many students graduate within 100% of published program length (on-time)?	31.5%	
How many students graduate within 150% of published program length	100.0%	
Job Seekers		
How many students intended to seek in-field employment within 180 days of graduating?	100.0%	
How many students did not intend to seek in-field employment (returning to previous employer, no work authorization, continuing to further education, or self-enrichment)?	0.0%	
Employment Results		
	90 days	180 days
1. Employed in-field	95.2%	95.2%
1A. Full-time employee (30+ hours/week, 6+ months)	88.9%	88.9%
1B. Full-time apprenticeship, internship, or contract position (30+ hours/week, 3-6 months)	1.6%	1.6%
1C. Short-term contract, part-time position, freelance, or unknown length	0.0%	0.0%
1D. Started a new company or venture after graduation	4.8%	4.8%
2. Not seeking in-field employment	3.2%	3.2%
2A. Employed out-of-field	0.0%	0.0%
2B. Continuing to higher education	1.6%	1.6%
2C. Not seeking a job for health, family, or personal reasons	1.6%	1.6%
3. Still seeking a job in-field	0.0%	0.0%
4. Could not contact	1.6%	1.6%
Hired by School		
	9.5%	9.5%
What is the median annual base salary of graduates? US Dollars		
	\$8,700	\$8,571
Under \$9,000	50.9%	52.6%
\$9,000-\$12,600	40.4%	40.4%
\$12,600-\$16,200	7.0%	7.0%
\$16,200-\$19,800	0.0%	0.0%
\$19,800-\$23,400	0.0%	0.0%
Over \$23,400	1.8%	0.0%
Percentage of job obtainers who reported salaries	98.3%	95.0%
What were the most frequent job titles for graduates?		
Software Engineer	31.6%	
Front-End Engineer	17.5%	
Full-Stack Engineer	14.0%	
Instructor	10.5%	
Developer	7.0%	
<i>The pink boxes represent the "canonical" number, which must be the most prominent number a school uses in its advertising.</i>		

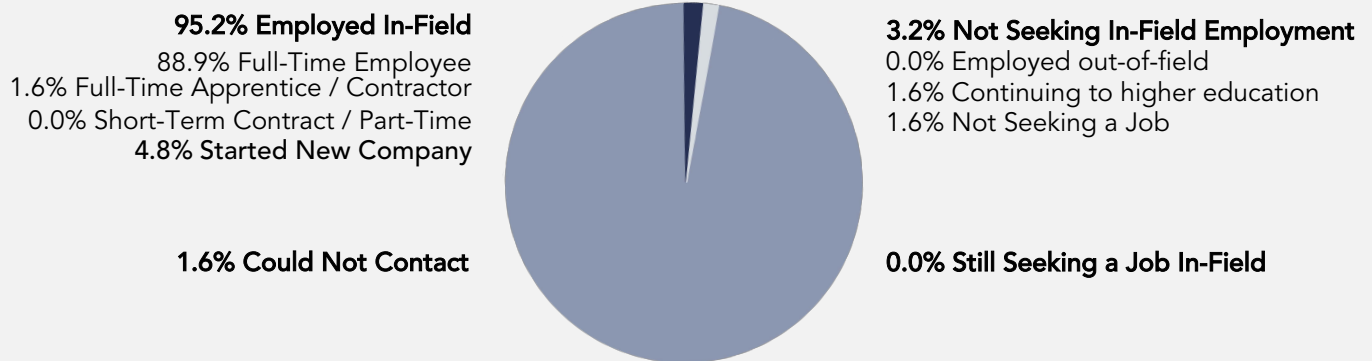
Graduates Included in Report: **63**

How many students graduated on-time? **31.5%**

How many students graduated within 150% of program length? **100.0%**

What were the employment results for graduates?

180 Days After Completion



What median pay rate do graduates earn? **Rp 120,000,000**

180 Days After Completion



What percentage of job obtainers reported salaries?

95.0%

What were the most frequent job titles for graduates?

- 31.6%** Software Engineer
- 17.5%** Front-End Engineer
- 14.0%** Full-Stack Engineer
- 10.5%** Instructor
- 7.0%** Developer

Hacktiv8 Jakarta

Full-Stack Web Development

CIRR Outcomes Report

H2 2019

Report Information		
School Name	HACKTIV8	
Campus Location	Jakarta	
Program Name	Full-Stack Web Development	
Reporting Period	7/1/2019	12/31/2019
Published Course Length (in days, including weekends and holidays)	137	
Graduates Included in Report	63	
Graduation Requirements		
<ul style="list-style-type: none"> * Complete all course modules * Complete final project * Meet with career services counselor * Attend 2 school-sponsored career events during course 		
Graduation Data		
How many students graduate within 100% of published program length (on-time)?	31.5%	
How many students graduate within 150% of published program length	100.0%	
Job Seekers		
How many students intended to seek in-field employment within 180 days of graduating?	100.0%	
How many students did not intend to seek in-field employment (returning to previous employer, no work authorization, continuing to further education, or self-enrichment)?	0.0%	
Employment Results		
	90 days	180 days
1. Employed in-field	95.2%	95.2%
1A. Full-time employee (30+ hours/week, 6+ months)	88.9%	88.9%
1B. Full-time apprenticeship, internship, or contract position (30+ hours/week, 3-6 months)	1.6%	1.6%
1C. Short-term contract, part-time position, freelance, or unknown length	0.0%	0.0%
1D. Started a new company or venture after graduation	4.8%	4.8%
2. Not seeking in-field employment	3.2%	3.2%
2A. Employed out-of-field	0.0%	0.0%
2B. Continuing to higher education	1.6%	1.6%
2C. Not seeking a job for health, family, or personal reasons	1.6%	1.6%
3. Still seeking a job in-field	0.0%	0.0%
4. Could not contact	1.6%	1.6%
Hired by School	9.5%	9.5%
What is the median annual base salary of graduates? Indonesian Rupiah	Rp 120.000.000	Rp 120.000.000
Under Rp120.000.000	14.0%	14.0%
Rp120.000.000-Rp170.000.000	77.2%	77.2%
Rp170.000.000-Rp220.000.000	8.8%	8.8%
Rp220.000.000-Rp270.000.000	0.0%	0.0%
Rp270.000.000-Rp320.000.000	0.0%	0.0%
Over Rp320.000.000	0.0%	0.0%
Percentage of job obtainers who reported salaries	98.3%	95.0%
What were the most frequent job titles for graduates?		
Software Engineer	31.6%	
Front-End Engineer	17.5%	
Full-Stack Engineer	14.0%	
Instructor	10.5%	
Developer	7.0%	

The pink boxes represent the "canonical" number, which must be the most prominent number a school uses in its advertising.