

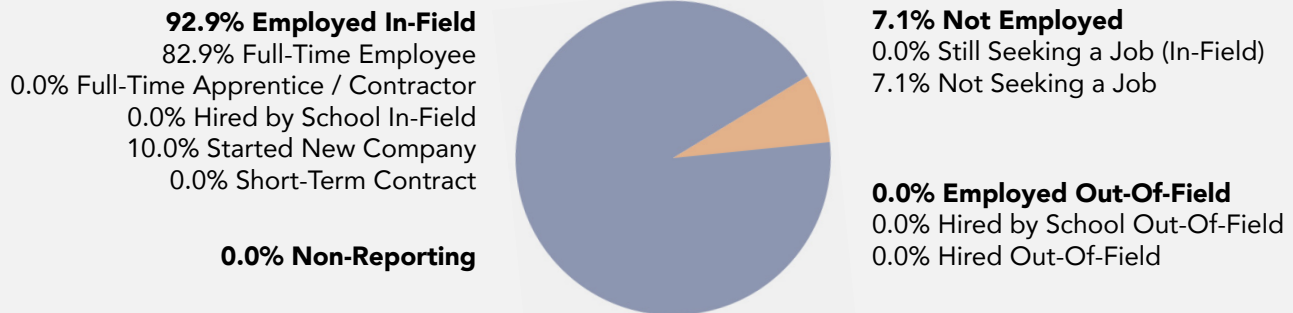
Graduates Included in Report: **70**

How many students graduated on-time? **23.6%**

How many students graduated within 150% of program length? **56.2%**


What were the employment results for graduates?

**180 Days After Completion**



What median monthly pay rate do graduates earn? **Rp10,000,000**

**180 Days After Completion**



What percentage of job obtainers reported salaries?

**98.2%**

What were the most frequent job titles for graduates?

- 35.1%** Developer
- 22.8%** Software Engineer
- 15.8%** Full-Stack Engineer
- 14.0%** Front-End Engineer
- 3.5%** Web Developer

Graduates Included in Report: **70**

How many students graduated on-time? **23.6%**

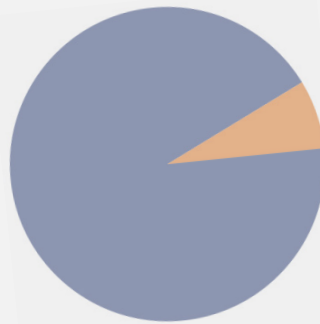
How many students graduated within 150% of program length? **56.2%**

What were the employment results for graduates?

### 180 Days After Completion

**92.9% Employed In-Field**  
82.9% Full-Time Employee  
0.0% Full-Time Apprentice / Contractor  
0.0% Hired by School In-Field  
10.0% Started New Company  
0.0% Short-Term Contract

**0.0% Non-Reporting**



**7.1% Not Employed**  
0.0% Still Seeking a Job (In-Field)  
7.1% Not Seeking a Job

**0.0% Employed Out-Of-Field**  
0.0% Hired by School Out-Of-Field  
0.0% Hired Out-Of-Field

### 180 Days After Completion

What median monthly pay rate do graduates earn? **\$669.52**

What percentage of job obtainers reported salaries? **98.2%**

What were the most frequent job titles for graduates?

**35.1% Developer**

**22.8% Software Engineer**

**15.8% Full-Stack Engineer**

**14.0% Front-End Engineer**

**3.5% Web Developer**

# Hacktiv8 Jakarta

## CIRR Outcomes Report (Indonesian Rupiah) H1 2018

<b>I. Report Information</b>		
School Name	HACKTIV8	
Campus Location	Jakarta	
Program Name	Full-Stack Web Development	
Reporting Period	1/1/2018	6/30/2018
Published Course Length (in days, including weekends and holidays)	91	
Graduates Included in Report	70	
<b>II. Graduation Requirements</b>		
* Complete all course modules		
* Complete final project		
* Meet with career services counselor		
<b>III. Graduation Data</b>		
How many students graduate within 100% of published program length (on-time)?	23.6%	
How many students graduate within 150% of published program length	56.2%	
<b>IV. What were the employment results for graduates seeking a job?</b>		
	<b>90 days</b>	<b>180 days</b>
<b>1. Employed In-Field</b>		
A. Full-time employee (30 hours or greater a week)	81.4%	82.9%
B. Full-time apprenticeship, internship, or contract position	0.0%	0.0%
C. Hired by school in-field	0.0%	0.0%
D. Started a new company or venture after graduation	10.0%	10.0%
E. Short-term contract, part-time position, or freelance	0.0%	0.0%
<b>2. Employed Out-Of-Field</b>		
A. Hired by school out-of-field	0.0%	0.0%
B. Hired out-of-field	0.0%	0.0%
<b>3. Not Employed</b>		
A. Still seeking a job (in-field)	1.4%	0.0%
B. Not seeking a job (in-field)	7.1%	7.1%
<b>4. Non-Reporting</b>		
	<b>0.0%</b>	<b>0.0%</b>
<b>What is the median MONTHLY base salary of graduates? (Indonesian Rupiah)</b>		
	<b>Rp10,000,000</b>	<b>Rp10,000,000</b>
Under Rp10,000,000	49.1%	42.9%
Rp10,000,000-Rp20,000,000	49.1%	55.4%
Rp20,000,000-Rp30,000,000	1.9%	1.8%
Rp30,000,000-Rp40,000,000	0.0%	0.0%
Rp40,000,000-Rp50,000,000	0.0%	0.0%
Over Rp50,000,000	0.0%	0.0%
Percentage of job obtainers who reported salaries	98.1%	98.2%
<b>V. What were the most frequent job titles for graduates?</b>		
Developer	35.1%	
Software Engineer	22.8%	
Full-Stack Engineer	15.8%	
Front-End Engineer	14.0%	
Web Developer	3.5%	
<b>VI. What percent of incoming students held a prior computer science degree?</b>		
	50.0%	
<i>The pink boxes represent the "canonical" number, which must be the most prominent number a school uses in its advertising.</i>		

# Hacktiv8 Jakarta

## CIRR Outcomes Report (U.S. Dollars) H1 2018

<b>I. Report Information</b>		
School Name	HACKTIV8	
Campus Location	Jakarta	
Program Name	Full-Stack Web Development	
Reporting Period	1/1/2018	6/30/2018
Published Course Length (in days, including weekends and holidays)	91	
Graduates Included in Report	70	
<b>II. Graduation Requirements</b>		
* Complete all course modules		
* Complete final project		
* Meet with career services counselor		
<b>III. Graduation Data</b>		
How many students graduate within 100% of published program length (on-time)?	23.6%	
How many students graduate within 150% of published program length	56.2%	
<b>IV. What were the employment results for graduates seeking a job?</b>		
	<b>90 days</b>	<b>180 days</b>
<b>1. Employed In-Field</b>	<b>91.4%</b>	<b>92.9%</b>
A. Full-time employee (30 hours or greater a week)	81.4%	82.9%
B. Full-time apprenticeship, internship, or contract position	0.0%	0.0%
C. Hired by school in-field	0.0%	0.0%
D. Started a new company or venture after graduation	10.0%	10.0%
E. Short-term contract, part-time position, or freelance	0.0%	0.0%
<b>2. Employed Out-Of-Field</b>	<b>0.0%</b>	<b>0.0%</b>
A. Hired by school out-of-field	0.0%	0.0%
B. Hired out-of-field	0.0%	0.0%
<b>3. Not Employed</b>	<b>8.6%</b>	<b>7.1%</b>
A. Still seeking a job (in-field)	1.4%	0.0%
B. Not seeking a job (in-field)	7.1%	7.1%
<b>4. Non-Reporting</b>	<b>0.0%</b>	<b>0.0%</b>
<b>What is the median MONTHLY base salary of graduates? (US Dollars)</b>	<b>\$669.52</b>	<b>\$669.52</b>
Percentage of job obtainers who reported salaries	98.1%	98.2%
<b>V. What were the most frequent job titles for graduates?</b>		
Developer	35.1%	
Software Engineer	22.8%	
Full-Stack Engineer	15.8%	
Front-End Engineer	14.0%	
Web Developer	3.5%	
<b>VI. What percent of incoming students held a prior computer science degree?</b>	50.0%	
<i>The pink boxes represent the "canonical" number, which must be the most prominent number a school uses in its advertising.</i>		