

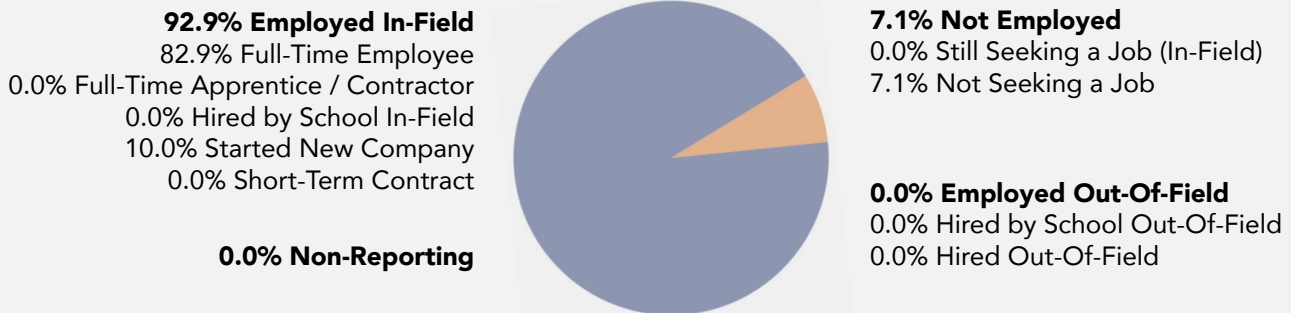
Graduates Included in Report: **70**

How many students graduated on-time? **23.6%**

How many students graduated within 150% of program length? **56.2%**


What were the employment results for graduates?

180 Days After Completion



What median monthly pay rate do graduates earn? **Rp10,000,000**

180 Days After Completion



What percentage of job obtainers reported salaries?

98.2%

What were the most frequent job titles for graduates?

- 35.1%** Developer
- 22.8%** Software Engineer
- 15.8%** Full-Stack Engineer
- 14.0%** Front-End Engineer
- 3.5%** Web Developer

Graduates Included in Report: **70**

How many students graduated on-time? **23.6%**

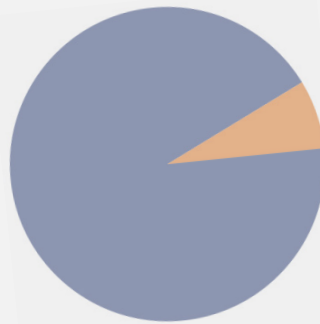
How many students graduated within 150% of program length? **56.2%**

What were the employment results for graduates?

180 Days After Completion

92.9% Employed In-Field
82.9% Full-Time Employee
0.0% Full-Time Apprentice / Contractor
0.0% Hired by School In-Field
10.0% Started New Company
0.0% Short-Term Contract

0.0% Non-Reporting



7.1% Not Employed
0.0% Still Seeking a Job (In-Field)
7.1% Not Seeking a Job

0.0% Employed Out-Of-Field
0.0% Hired by School Out-Of-Field
0.0% Hired Out-Of-Field

180 Days After Completion

What median monthly pay rate do graduates earn? **\$669.52**

What percentage of job obtainers reported salaries? **98.2%**

What were the most frequent job titles for graduates?

35.1% Developer

22.8% Software Engineer

15.8% Full-Stack Engineer

14.0% Front-End Engineer

3.5% Web Developer

Hacktiv8 Jakarta

CIRR Outcomes Report (Indonesian Rupiah) H1 2018

I. Report Information		
School Name	HACKTIV8	
Campus Location	Jakarta	
Program Name	Full-Stack Web Development	
Reporting Period	1/1/2018	6/30/2018
Published Course Length (in days, including weekends and holidays)	91	
Graduates Included in Report	70	
II. Graduation Requirements		
* Complete all course modules		
* Complete final project		
* Meet with career services counselor		
III. Graduation Data		
How many students graduate within 100% of published program length (on-time)?	23.6%	
How many students graduate within 150% of published program length	56.2%	
IV. What were the employment results for graduates seeking a job?		
	90 days	180 days
1. Employed In-Field		
A. Full-time employee (30 hours or greater a week)	81.4%	82.9%
B. Full-time apprenticeship, internship, or contract position	0.0%	0.0%
C. Hired by school in-field	0.0%	0.0%
D. Started a new company or venture after graduation	10.0%	10.0%
E. Short-term contract, part-time position, or freelance	0.0%	0.0%
2. Employed Out-Of-Field		
A. Hired by school out-of-field	0.0%	0.0%
B. Hired out-of-field	0.0%	0.0%
3. Not Employed		
A. Still seeking a job (in-field)	1.4%	0.0%
B. Not seeking a job (in-field)	7.1%	7.1%
4. Non-Reporting		
	0.0%	0.0%
What is the median MONTHLY base salary of graduates? (Indonesian Rupiah)		
	Rp10,000,000	Rp10,000,000
Under Rp10,000,000	49.1%	42.9%
Rp10,000,000-Rp20,000,000	49.1%	55.4%
Rp20,000,000-Rp30,000,000	1.9%	1.8%
Rp30,000,000-Rp40,000,000	0.0%	0.0%
Rp40,000,000-Rp50,000,000	0.0%	0.0%
Over Rp50,000,000	0.0%	0.0%
Percentage of job obtainers who reported salaries	98.1%	98.2%
V. What were the most frequent job titles for graduates?		
Developer	35.1%	
Software Engineer	22.8%	
Full-Stack Engineer	15.8%	
Front-End Engineer	14.0%	
Web Developer	3.5%	
VI. What percent of incoming students held a prior computer science degree?		
	50.0%	
<i>The pink boxes represent the "canonical" number, which must be the most prominent number a school uses in its advertising.</i>		

Hacktiv8 Jakarta

CIRR Outcomes Report (U.S. Dollars) H1 2018

I. Report Information		
School Name	HACKTIV8	
Campus Location	Jakarta	
Program Name	Full-Stack Web Development	
Reporting Period	1/1/2018	6/30/2018
Published Course Length (in days, including weekends and holidays)	91	
Graduates Included in Report	70	
II. Graduation Requirements		
* Complete all course modules		
* Complete final project		
* Meet with career services counselor		
III. Graduation Data		
How many students graduate within 100% of published program length (on-time)?	23.6%	
How many students graduate within 150% of published program length	56.2%	
IV. What were the employment results for graduates seeking a job?		
	90 days	180 days
1. Employed In-Field	91.4%	92.9%
A. Full-time employee (30 hours or greater a week)	81.4%	82.9%
B. Full-time apprenticeship, internship, or contract position	0.0%	0.0%
C. Hired by school in-field	0.0%	0.0%
D. Started a new company or venture after graduation	10.0%	10.0%
E. Short-term contract, part-time position, or freelance	0.0%	0.0%
2. Employed Out-Of-Field	0.0%	0.0%
A. Hired by school out-of-field	0.0%	0.0%
B. Hired out-of-field	0.0%	0.0%
3. Not Employed	8.6%	7.1%
A. Still seeking a job (in-field)	1.4%	0.0%
B. Not seeking a job (in-field)	7.1%	7.1%
4. Non-Reporting	0.0%	0.0%
What is the median MONTHLY base salary of graduates? (US Dollars)	\$669.52	\$669.52
Percentage of job obtainers who reported salaries	98.1%	98.2%
V. What were the most frequent job titles for graduates?		
Developer	35.1%	
Software Engineer	22.8%	
Full-Stack Engineer	15.8%	
Front-End Engineer	14.0%	
Web Developer	3.5%	
VI. What percent of incoming students held a prior computer science degree?	50.0%	
<i>The pink boxes represent the "canonical" number, which must be the most prominent number a school uses in its advertising.</i>		