

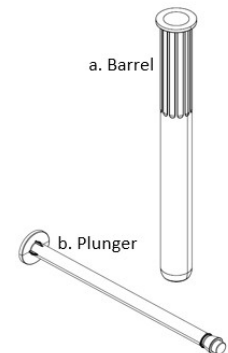
# How to Use the Topi-CLICK<sup>®</sup> PERL<sup>™</sup> Vaginal Dosing Kit



## A. Opening/Attaching the Snap-on Applicator to the PERL

1. Flip PERL shell cap open using integrated tab (*Figure a.*)
2. Snap the Snap-on Applicator to the extended receptor port on the PERL shell. (*Figure b.*) **Note:** The Snap-on Applicator Plunger should be fully inside the applicator barrel when dosing as shown. (*Figure b and c.*)

### Snap-on Applicator<sup>™</sup>



## B. Loading PERL / Dispensing Medication

1. To dispense medication, simply turn/CLICK the base of the PERL to load the metered dose – as with all Topi-CLICKs, wait 15 to 30 seconds for full dose to load into the Snap-on Applicator. (*Figure c.*)

**\* It is important to keep the PERL in vertical position when loading the Snap-on Applicator<sup>™</sup> as shown. (*Figure c.*)**

### Dosing Notes:

Each turn/CLICK dispenses 0.25 mL of medication accurately and does not need fill lines on the Snap-on Applicator. (see table below)

Dosing Guide	
1 CLICK	= 0.25 mL
2 CLICKs	= 0.50 mL
3 CLICKs	= 0.75 mL
4 CLICKs	= 1.00 mL

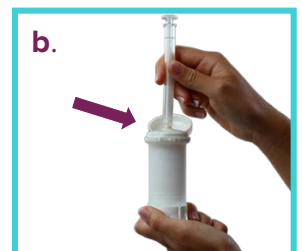
### No Reference Lines on Applicator:

The Topi-CLICK is the most accurate\*\* topical dispenser available. Unlike the traditional tube and applicator, the Snap-on Applicator was designed to be loaded by Topi-CLICK technology and therefore does not need reference lines to ensure accuracy.


\*\* Go to [www.doselogix.com/accuracy\\_study](http://www.doselogix.com/accuracy_study) to request a free copy of the independent accuracy study.



"Flip Open" to Open



"Snap-On" to Load



"Turn / CLICK" to Dispense



"Bend-Off" to Remove

## C. Removing the Snap-on Applicator

1. Simply lean the Snap-on Applicator over as shown in (*Figure d.*) until the applicator releases from the receptor extended port on the shell.
2. **Reminder:** Depending on the patients removal technique, there may be small dollop of cream remaining on the Snap-on Port which is part of the patients dose.



- ◆ USP Class VI compliant
- ◆ BPA/Latex Free
- ◆ Hand wash applicator with warm water only; not dishwasher safe.