



*Proven Professionals. Trusted Partners.*

## Bombardier Learjet Series Market Briefing

Fall 2018

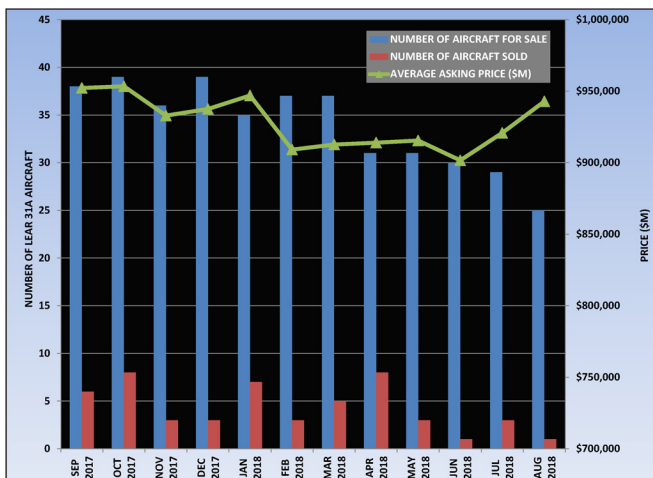


### INSIDE THIS EDITION

- ✈ Market Summaries
  - ✈ Lear 31A
  - ✈ Lear 35A
  - ✈ Lear 40
  - ✈ Lear 40XR
  - ✈ Lear 45
  - ✈ Lear 45XR
  - ✈ Lear 55
  - ✈ Lear 60
  - ✈ Lear 60XR
  - ✈ Lear 75
- ✈ JetPak Aircraft Valuation
- ✈ About Holstein Aviation

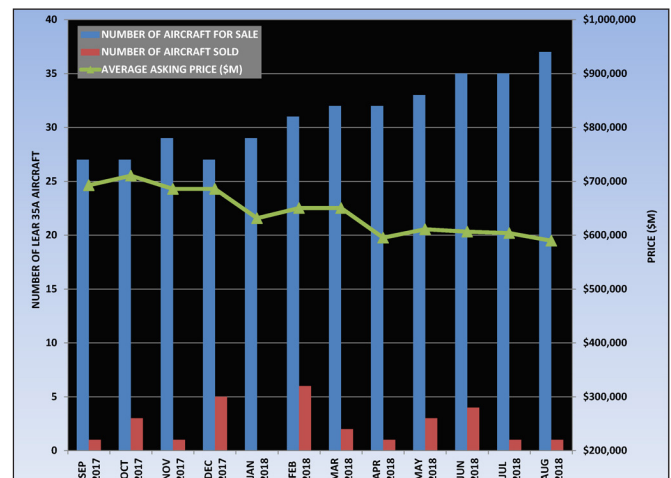
## Market Briefing Summaries (September 2017 – August 2018)

### Bombardier Lear 31A



- ✈ Aircraft For Sale: **25**  
 ↓ -34% from 38 Aircraft
- ✈ United States: ↓ 28 to 19
- ✈ International: ↓ 10 to 6
- ✈ Fleet Size: **199**
- ✈ Inventory Absorption Rate: **5.9 Months** at current availability
- ✈ Fleet Availability: **12.6%**
- ✈ Avg. Model Year: **1997**
- ✈ Avg. Total Time: **5,315 Hrs.**
- ✈ Avg. Asking Price: **\$942,833**  
 ↓ \$9,405 (-1.0%)

### Bombardier Lear 35A

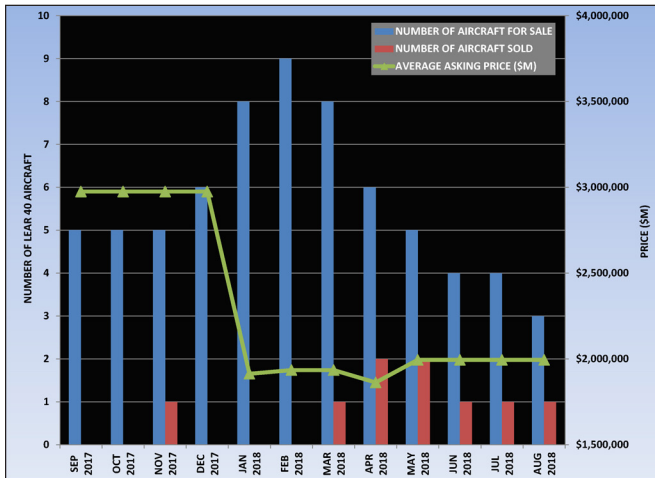


- ✈ Aircraft For Sale: **37**  
 ↑ +37% from 27 Aircraft
- ✈ United States: ↑ 16 to 22
- ✈ International: ↑ 11 to 15
- ✈ Fleet Size: **442**
- ✈ Inventory Absorption Rate: **15.9 Months** at current availability
- ✈ Fleet Availability: **8.4%**
- ✈ Avg. Model Year: **1981**
- ✈ Avg. Total Time: **12,507 Hrs.**
- ✈ Avg. Asking Price: **\$589,571**  
 ↓ \$103,096 (-14.9%)

Scroll down for more Market Briefing Summaries

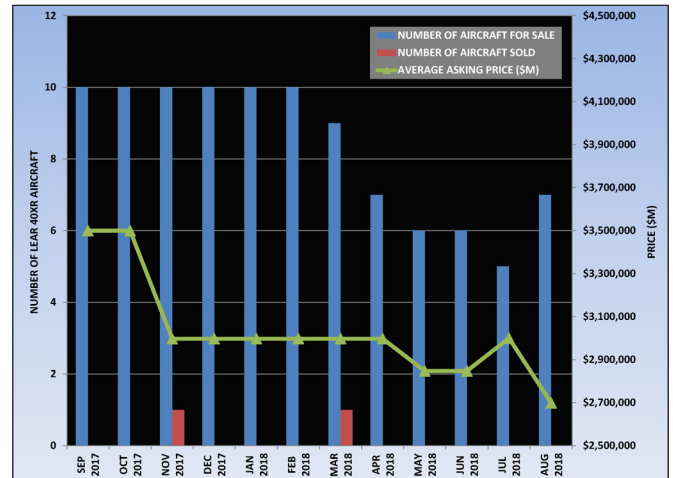
# Market Briefing Summaries (September 2017 – August 2018)

## Bombardier Lear 40



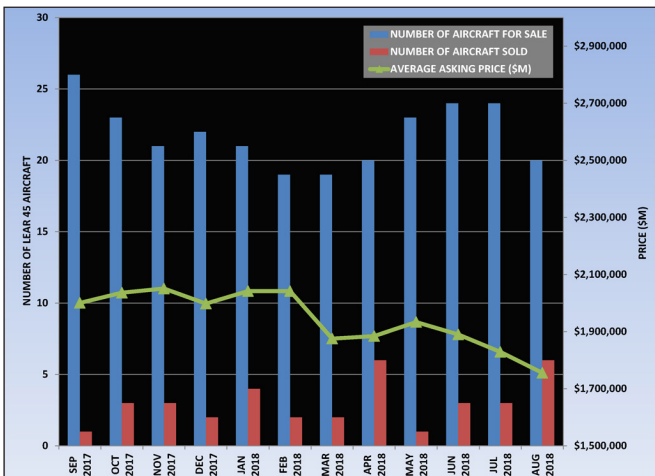
- ➔ Aircraft For Sale: **3**  
 ↓ -40% from 5 Aircraft
- ➔ United States: ↔ 2 to 2
- ➔ International: ↓ 3 to 1
- ➔ Fleet Size: **38**
- ➔ Inventory Absorption Rate: **4.0 Months** at current availability
- ➔ Fleet Availability: **7.9%**
- ➔ Avg. Model Year: **2005**
- ➔ Avg. Total Time: **2,613 Hrs.**
- ➔ Avg. Asking Price: **\$1,995,000**  
 ↓ \$980,000 (-32.9%)

## Bombardier Lear 40XR



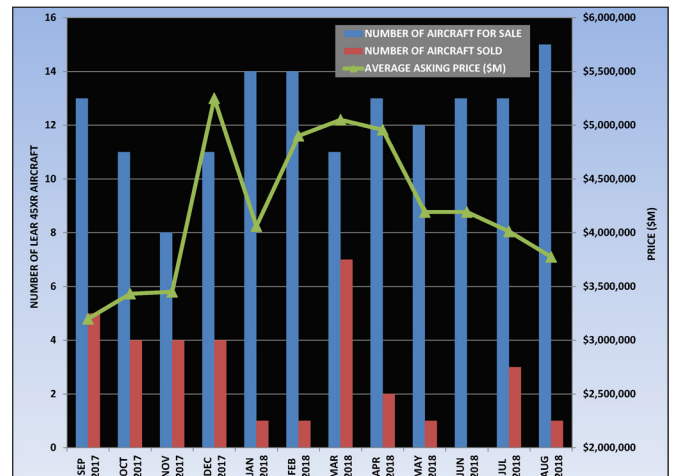
- ➔ Aircraft For Sale: **7**  
 ↓ -30% from 10 Aircraft
- ➔ United States: ↓ 7 to 5
- ➔ International: ↓ 3 to 2
- ➔ Fleet Size: **93**
- ➔ Inventory Absorption Rate: **42.0 Months** at current availability
- ➔ Fleet Availability: **7.5%**
- ➔ Avg. Model Year: **2007**
- ➔ Avg. Total Time: **4,678 Hrs.**
- ➔ Avg. Asking Price: **\$2,698,333**  
 ↓ \$801,667 (-22.9%)

## Bombardier Lear 45



- ➔ Aircraft For Sale: **20**  
 ↓ -23% from 26 Aircraft
- ➔ United States: ↓ 13 to 12
- ➔ International: ↓ 13 to 8
- ➔ Fleet Size: **243**
- ➔ Inventory Absorption Rate: **6.7 Months** at current availability
- ➔ Fleet Availability: **8.2%**
- ➔ Avg. Model Year: **2001**
- ➔ Avg. Total Time: **5,061 Hrs.**
- ➔ Avg. Asking Price: **\$1,755,833**  
 ↓ \$244,723 (-12.2%)

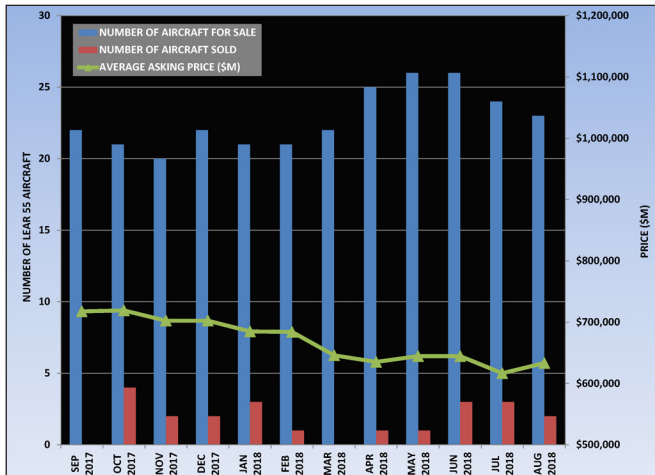
## Bombardier Lear 45XR



- ➔ Aircraft For Sale: **15**  
 ↑ +15% from 13 Aircraft
- ➔ United States: ↑ 6 to 12
- ➔ International: ↓ 7 to 3
- ➔ Fleet Size: **206**
- ➔ Inventory Absorption Rate: **5.5 Months** at current availability
- ➔ Fleet Availability: **7.3%**
- ➔ Avg. Model Year: **2008**
- ➔ Avg. Total Time: **3,149 Hrs.**
- ➔ Avg. Asking Price: **\$3,775,000**  
 ↑ \$576,000 (+18.0%)

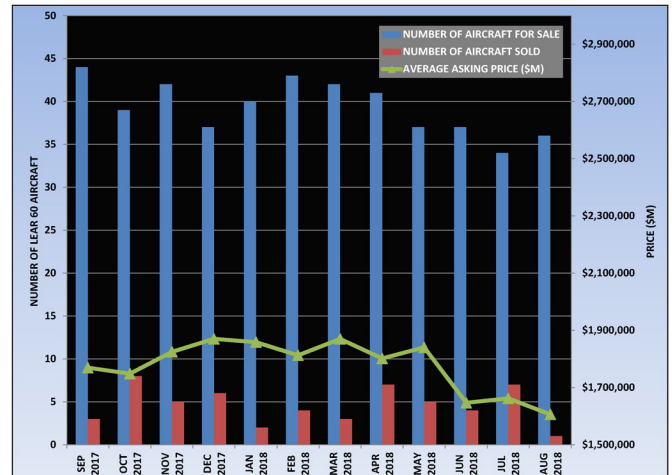
# Market Briefing Summaries (September 2017 – August 2018)

## Bombardier Lear 55



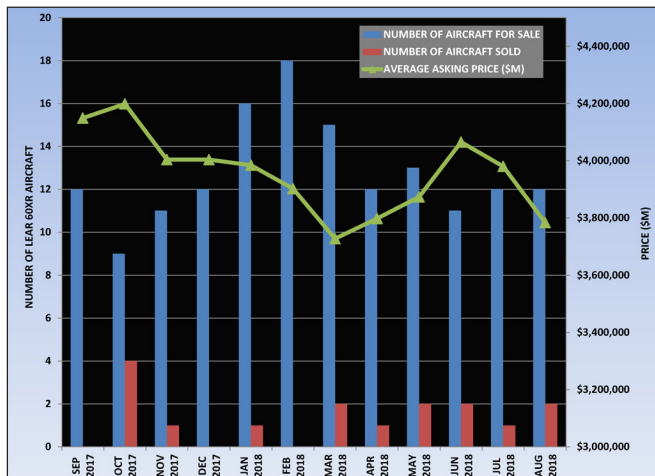
- ➔ Aircraft For Sale: **23**  
 ↑ +5% from 22 Aircraft
- ➔ United States: ↑ 20 to 21
- ➔ International: ↔ 2 to 2
- ➔ Fleet Size: **108**
- ➔ Inventory Absorption Rate: **12.5 Months** at current availability
- ➔ Fleet Availability: **21.3%**
- ➔ Avg. Model Year: **1983**
- ➔ Avg. Total Time: **11,569 Hrs.**
- ➔ Avg. Asking Price: **\$633,267**  
 ↓ \$84,425 (-11.8%)

## Bombardier Lear 60



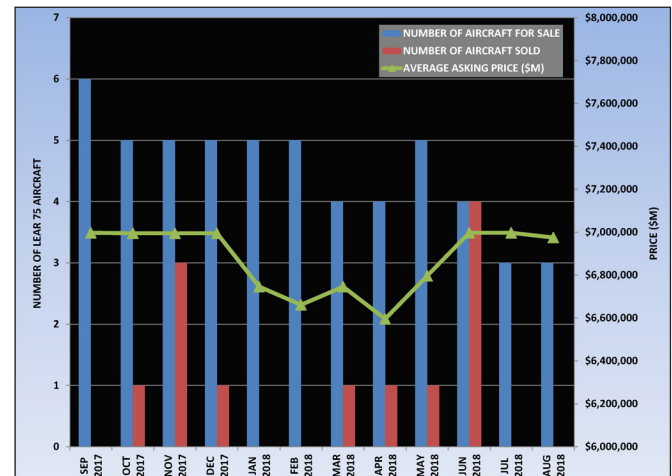
- ➔ Aircraft For Sale: **36**  
 ↓ -18% from 44 Aircraft
- ➔ United States: ↓ 32 to 24
- ➔ International: ↔ 12 to 12
- ➔ Fleet Size: **302**
- ➔ Inventory Absorption Rate: **7.9 Months** at current availability
- ➔ Fleet Availability: **11.9%**
- ➔ Avg. Model Year: **1999**
- ➔ Avg. Total Time: **6,196 Hrs.**
- ➔ Avg. Asking Price: **\$1,606,000**  
 ↓ \$163,684 (-9.2%)

## Bombardier Lear 60XR



- ➔ Aircraft For Sale: **12**  
 ↔ 0% from 12 Aircraft
- ➔ United States: ↓ 7 to 5
- ➔ International: ↑ 5 to 7
- ➔ Fleet Size: **112**
- ➔ Inventory Absorption Rate: **9.0 Months** at current availability
- ➔ Fleet Availability: **10.7%**
- ➔ Avg. Model Year: **2010**
- ➔ Avg. Total Time: **2,457 Hrs.**
- ➔ Avg. Asking Price: **\$3,783,750**  
 ↓ \$365,417 (-8.8%)

## Bombardier Lear 75



- ➔ Aircraft For Sale: **3**  
 ↓ -50% from 6 Aircraft
- ➔ United States: ↓ 4 to 1
- ➔ International: ↔ 2 to 2
- ➔ Fleet Size: **113**
- ➔ Inventory Absorption Rate: **3.0 Months** at current availability
- ➔ Fleet Availability: **2.7%**
- ➔ Avg. Model Year: **2016**
- ➔ Avg. Total Time: **642 Hrs.**
- ➔ Avg. Asking Price: **\$6,975,000**  
 ↓ \$22,500 (-0.3%)





**JetPak**  
**Market Valuation**  
MAKE AND MODEL SPECIFIC



Market information is a critical component of any aircraft transaction. Therefore, it only makes sense to begin the process — as either buyer or seller — with accurate and up-to-date knowledge regarding your current make and model aircraft, or the business jet or turboprop you wish to acquire.

The Holstein Aviation JetPak Aircraft Valuation provides you with a marketplace overview accompanied by data on specified aircraft, all at no cost or obligation to you!

**JetPak Features**

- ▶ Price range
- ▶ Number available
- ▶ Average days on market
- ▶ Sales and pricing trends
- ▶ Market Activity



Contact Holstein Aviation  
To Request Your  
Free **JetPak**  
+1 (317) 815-9403  
[Info@HolsteinAviation.com](mailto:Info@HolsteinAviation.com)

**Put Knowledge  
and Experience  
To Work For You**

Corporate, private and governmental clients worldwide rely on the Holstein Aviation team to bring the utmost in capability and expertise to bear on their behalf. If you are selling a business jet or turboprop, look to us to obtain the highest reasonable price. When you need to acquire a business aircraft, we know how to ensure that you receive the most value for your money.

By partnering with Holstein Aviation, whose team member backgrounds and experience span the entrepreneurial to the Fortune 500, you instantly accrue the product and market knowledge, positive performance and enviable industry reputation capability that has been gained through:

- ▶ **300** years of total experience
- ▶ **66,000** combined flight hours
- ▶ **4,700** transactions
- ▶ **\$10 billion** in revenue

**Call on Holstein Aviation to:**

- ✓ Buy a Business Aircraft
- ✓ Sell Your Aircraft or Fleet
- ✓ Lease a Jet or Turboprop
- ✓ Obtain Supplemental Lift
- ✓ Recruit / Outplace
- ✓ Consult / Analyze / Plan

**GLOBAL BROKERAGE PERFORMANCE**  
***TWICE AS FAST***

Holstein Aviation continues to sell business jets and turboprops  
60% quicker than the market average!

Holstein Aviation, Inc.  
4000 West 106th Street, Suite 160  
Carmel, IN 46032 USA

Call +1 (317) 815-9403  
1 (877) 530-JETS (5387) US toll free  
or e-mail [Info@HolsteinAviation.com](mailto:Info@HolsteinAviation.com)  
for answers, assistance and assurance.



*Proven Professionals. Trusted Partners.*