

# Let US Teach That For You!


## Cowboys and Cattle Trails

**Overview:** This activity is designed to enforce map reading skills and to use music to teach students about the cattle industry in early Texas

### Objectives

**Students will:**

1. Explain the growth of the cattle industry in Texas.
2. Use map skills to identify the major cattle trails through Texas.
3. Describe the life of the cowboy.
4. Gain understanding of the economic impact of the cattle industry in Texas.
5. Use writing skills to create an obituary.



### Materials

**Educational Materials Provided by Frontier Texas!:**

Spirit Guide George Reynolds # 38; Trail Map (7), Stampede # 35; Little Joe the Wrangler music # 34; Amigo replica # 52; Chuck Wagon #39; Trail Drivers and Longhorns Rotator #37; Trail Drive Interactive #53;

**Materials Needed:**

Maps of cattle trails (Attachment 1); CD and transparency with lyrics of "Little Joe the Wrangler" (Attachment 2); copies of "Listen Up" (Attachment 3); Transparency of Cattle Drive; Print of Cattle Drive; Learning to Read Brands activity.

### Teaching Strategy

**Pre-Visit Introduction**

1. Before you head to Frontier Texas, locate the Chisholm Trail and the Goodnight-Loving Trail on the maps provided (Attachment 1).
2. Students need to compare the trail map with a current Texas map to determine what cities those two trails went through.

### **Museum Instruction**

1. During “The Big Picture” at Frontier Texas! (4), students will discover how much cattlemen like George Reynolds and Charles Goodnight could make driving cattle to market. Ask them if they remember that information. (Cattle sold for \$3 a head in Texas, but \$30 a head in Kansas.)
2. Students will examine the lighted map showing the cattle trails, especially the Chisholm Trail and the Goodnight-Loving Trail. (7) Locate Abilene on the map and notice what trail it was on.
3. Distribute lyrics to “Little Joe, the Wrangler,” (Attachment 2) and locate the display of the lyrics of the song. (36) Identify some of the lingo that students may not be familiar with. Ask your students to describe what happened to poor old Little Joe. (He and his horse fell into a ravine, and his horse crushed Little Joe.)
4. Walk through the Stampede section of Frontier Texas! (35) to get an idea of what Little Joe must have felt as he was trying to head off the herd.
5. Listen to Spirit Guide George Reynolds (38), as he shares his perspective on trail drives.
6. Taking note of what George Reynolds has to say, students will record their responses to the questions on the prepared sheet, “Listen Up.” (Attachment 3)

### **Post-Visit Synthesis Activity**

1. Students will prepare an obituary for Little Joe, telling when he was born and died, his family, what kind of a person he was, his favorite things to do, and what he will be remembered for.
2. Allow students to embellish the information given.
3. Students will use as much cowboy language as possible in the obituary, out of respect for Little Joe. Attachment 4 includes some phrases they might use, or you can Google “cowboy lingo” to find more.
4. Students will also create an epitaph to go on the tombstone for Little Joe. This should be drawn on unlined paper, outlined in marker, and displayed as the obituary is being read.
5. Allow students to present their work to the class.

# Student Assessment


Assess the obituary and epitaph for Little Joe to determine if students gained an understanding of the life Little Joe must have lived.

# Enrichment Activity

After reading information about Charles Goodnight and Oliver Loving in the Handbook of Texas Online <http://www.tsha.utexas.edu/handbook/online>, or <http://www.net.westhost.com/trail1.htm>, students will create a dialogue between the two men, in which they discuss in first person life on a cattle drive and their accomplishments in the cattle industry.

Have students complete the “Learning to Read Brands” Assignment

*Created for Frontier Texas! by Jeanne Wray*





Attachment 1 Courtesy of Texas Historical Commission  
 Frontier Texas! "Little Joe the Wrangler" Page 4 of 8

# Little Joe the Wrangler



*Little Joe the Wrangler will wrangle nevermore  
His days with the roundup they are o'er  
Was a year ago last April when he rode into our camp  
Just a little Texas stray and nothing more*

*Was late in the evening when he rode into our camp  
On the little Texas pony he called Chaw  
With his brogan shoes and overalls a tougher looking kid  
You never in your life before had saw*

*His saddle was a Texas kack built many years ago  
An OK spur on one foot lightly swung  
With his packroll in a cotton sack so loosely tied behind  
And a canteen from his saddle horn was slung*

*He said he had to leave his home his pa had married twice  
His new ma whipped him every day or two  
So he saddled up old Chaw one night and lit a shuck his way  
He said he'd try to paddle his own canoe*

*He said if we would give him work he'd do the best he could  
Though he didn't know straight up about a cow  
So the boss he cut him out a mount and kindly put him on  
He sorta liked this little kid somehow*

*He learned to wrangle horses and learned to know them all  
And get them in at daybreakk if he could  
And to trail the old chuck wagon and always hitch the team  
And help to cook each evening rustle wood*


*We had hardly reached the Pecos the weather it was fine  
We were camped down on the south side in a draw  
When a northern commenced blowing and we doubled up our guards  
It took every one of us to hold them in*

*Little Joe the Wrangler was called out with the rest  
Scarcely had the little fellow reached the herd  
When the cattle they stampeded like a hailstorm on they fled  
And everyone was ridin' for the lead*

*Amid the streaks of lightnin' there was one horse up ahead  
He was tryin' to check the leaders in their speed  
It was little Joe the Wrangler with a slicker o'er his head  
He was ridin' Old Blue Rocket in the lead*

*At last we got them millin' and kinda quited down  
And the extra guards back to the wagon went  
But there was one a missin' we could see it at a glance  
Was our little Texas stray poor Wrangler Joe*


*Next morning just at daybreak we found where Rocket fell  
Down in a washout twenty feet below  
Beneath his horse his life had gone his spung had run its knell  
Was our little Texas stray poor Wrangler Joe*



# Listen Up!

## Spirit Guide George Reynolds

1. What often started cattle stampedes along the trail? \_\_\_\_\_  
\_\_\_\_\_
2. How did the cowboys stop a stampede? \_\_\_\_\_  
\_\_\_\_\_
3. How did Oliver Loving, who helped make the Goodnight-Loving Trail famous, die? \_\_\_\_\_  
\_\_\_\_\_
4. Name three dangers cowboys faced on the cattle drives.  
\_\_\_\_\_  
\_\_\_\_\_
5. How much did cowboys make during a cattle drive? \_\_\_\_\_  
\_\_\_\_\_
6. Would you have wanted to be a cowboy in a cattle drive? \_\_\_\_\_  
Why or why not? \_\_\_\_\_  
\_\_\_\_\_
7. What would be one good thing about being on a cattle drive?  
\_\_\_\_\_  
\_\_\_\_\_
8. What would be the worst thing about a cattle drive? \_\_\_\_\_  
\_\_\_\_\_
9. Compare the cattle drives of yesteryear with transporting cattle by truck today. Name similarities and differences. \_\_\_\_\_  
\_\_\_\_\_  
\_\_\_\_\_
10. Which way do you think the cattle would prefer? \_\_\_\_\_  
\_\_\_\_\_  
\_\_\_\_\_



# Listen Up!

## Spirit Guide George Reynolds Answers

1. What often started cattle stampedes along the trail? **Lightning**
2. How did the cowboys stop a stampede? **Ride your horse as fast as you can to get ahead of the herd, get in front, and turn the leaders back into the herd**
3. How did Oliver Loving, who helped make the Goodnight-Loving Trail famous, die? **Killed by Indians**
4. Name three dangers cowboys faced on the cattle drives. **Indians, weather, stampedes**
5. How much did cowboys make during a cattle drive? **\$40 per month**
6. Would you have wanted to be a cowboy in a cattle drive?  
Why or why not? \_\_\_\_\_
7. What would be one good thing about being on a cattle drive? (answers will vary) **Good money, independence, adventure, outdoors**
8. What would be the worst thing about a cattle drive? (answers will vary)  
**Stampedes, weather, Indians, gone for a long time, harsh conditions**
9. Compare the cattle drives of yesteryear with transporting cattle by truck today. Name similarities and differences. (answers will vary)
10. Which way do you think the cattle would prefer? **Cattle drive, most likely**