



336




Prepared for:
SHERMAN CRANE

140 West St.
Wilmington, MA 01887




140 West St. Wilmington, MA 01887

Overview




Breakdown by Form

Form Type	 High	 Med	 Low	# Forms
Inspection	0	0	0	1
Local Acknowledgment Of Unit Examination	0	0	0	1
Overall:	0	0	0	2

Breakdown by Location

Location	 High	 Med	 Low	# Forms
140 West St. Wilmington, MA 01887	0	0	0	2
Overall:	0	0	0	2

Breakdown by Asset

Asset Type	 High	 Med	 Low	# Assets
Boom Truck Crane	0	0	0	1
Overall:	0	0	0	1

Marquis Crane Service disclaims all warranties, both express and implied, relating to the information, reports, opinions and analysis disclosed to the Customer by Marquis Crane Service. Marquis Crane Service shall not be liable for any errors or omissions, or any losses, injury or damages arising from the use of such information, reports, opinions and analysis by the Customer.



Inspection
SHERMAN CRANE
140 West St.
Wilmington, MA 01887

FolderID: AI7155
FormID: 24542056



Boom Truck Crane

Completed by: Josh McLarnon on 05/23/2025

Location: 140 West St. Wilmington, MA 01887
Serial #: 303342
TagID: 336
Status: In Service

Description: 2024 National Crane Hydraulic Telescopic Boom Truck

Manufacturer: National
Model Number: NBT30H-2
Capacity: See OEM Capacity Chart Per Configuration
Hook Type : Load Block & Hook
Length/Lift: 32'-110' Three Section Welded Box Construction

Miles and Hours

1. Miles **11,312 Miles**



2. Hours **739.7 Hours**

General

- | | |
|----------------------|--------------------|
| 3. Guards / Covers | (SAT) Satisfactory |
| 4. External Lights | (SAT) Satisfactory |
| 5. Warning Decals | (SAT) Satisfactory |
| 6. Housekeeping | (SAT) Satisfactory |
| 7. Hand Signal Chart | (SAT) Satisfactory |

Historical Data

- | | |
|-------------------------------|---------------------|
| 8. Monthly Inspection Records | (SAT) Satisfactory |
| 9. Maintenance Records | (SAT) Satisfactory |
| 10. Modification Records | (NA) Not Applicable |
| 11. Load Test Records | (SAT) Satisfactory |

Driver's Cab



Marquis Crane Service disclaims all warranties, both express and implied, relating to the information, reports, opinions and analysis disclosed to the Customer by Marquis Crane Service. Marquis Crane Service shall not be liable for any errors or omissions, or any losses, injury or damages arising from the use of such information, reports, opinions and analysis by the Customer.

● 12. Glass	(SAT) Satisfactory
● 13. Windshield Wipers	(SAT) Satisfactory
● 14. Mirrors	(SAT) Satisfactory
● 15. Fire Extinguishers	(SAT) Satisfactory
● 16. Seat	(SAT) Satisfactory
● 17. Seat Belt	(SAT) Satisfactory
● 18. Power Take-Off	(SAT) Satisfactory
● 19. Parking Brake	(SAT) Satisfactory
● 20. Air Pressure	(SAT) Satisfactory
● 21. Instruments / Gauges	(SAT) Satisfactory
● 22. Switches / Functions	(SAT) Satisfactory
● 23. Horn	(SAT) Satisfactory
● 24. Steering	(SAT) Satisfactory
● 25. Engine Clutch	(SAT) Satisfactory
● 26. Accelerator	(SAT) Satisfactory
● 27. Brake	(SAT) Satisfactory
● 28. Defroster	(SAT) Satisfactory
● 29. Operator's Manual	(SAT) Satisfactory
Truck Power Plant	
● 30. Performance	(SAT) Satisfactory
● 31. Exhaust System Guards & Insulators	(SAT) Satisfactory
● 32. Belts / Hoses	(SAT) Satisfactory
● 33. Moving Parts Guards & Covers	(SAT) Satisfactory
Chassis	
● 34. Transmission	(SAT) Satisfactory
● 35. Driveline	(SAT) Satisfactory
● 36. Tires / Wheels	(SAT) Satisfactory
● 37. Tire Air Pressure	(SAT) Satisfactory
● 38. Chassis Frame Members	(SAT) Satisfactory
● 39. Hydraulic Hoses / Tubing / Fittings	(SAT) Satisfactory
● 40. Hydraulic Fluid Level	(SAT) Satisfactory
● 41. Anti Skid Surface	(SAT) Satisfactory
● 42. Guards / Covers	(SAT) Satisfactory
● 43. Backup Alarm	(SAT) Satisfactory
Outriggers / Stabilizers	
● 44. Boxes	(SAT) Satisfactory
● 45. Beams	(SAT) Satisfactory
● 46. Cylinders	(SAT) Satisfactory
● 47. Floats / Pads	(SAT) Satisfactory
● 48. Hydraulic Hoses / Tubes / Fittings	(SAT) Satisfactory
● 49. Holding Valves	(SAT) Satisfactory
● 50. Caution / Warning Signs	(SAT) Satisfactory
Operators Station	
● 51. Grab Rails / Steps / Platforms	(SAT) Satisfactory
● 52. Door Restraint	(NA) Not Applicable
● 53. Windows	(NA) Not Applicable
● 54. Anti Skid Surface	(SAT) Satisfactory
● 55. Fire Extinguisher	(NA) Not Applicable

Marquis Crane Service disclaims all warranties, both express and implied, relating to the information, reports, opinions and analysis disclosed to the Customer by Marquis Crane Service. Marquis Crane Service shall not be liable for any errors or omissions, or any losses, injury or damages arising from the use of such information, reports, opinions and analysis by the Customer.

● 56.	Electrocution Warning Sign	(SAT) Satisfactory
● 57.	Controls Identified	(SAT) Satisfactory
● 58.	Accelerator / Throttle Control	(SAT) Satisfactory
● 59.	Horn	(SAT) Satisfactory
● 60.	Seat	(NA) Not Applicable
Load Chart		
● 61.	Per Configuration	(SAT) Satisfactory
● 62.	Durable	(SAT) Satisfactory
● 63.	Legible	(SAT) Satisfactory
● 64.	Secured	(SAT) Satisfactory
● 65.	Visible From Operators Station	(SAT) Satisfactory
Safety Devices / Operational Aids		
● 66.	Boom Angle Indicator	(SAT) Satisfactory
● 67.	Boom Length Indicator	(SAT) Satisfactory
● 68.	Drum Rotation Indicator	(NA) Not Applicable
● 69.	Overload Protection	(SAT) Satisfactory
● 70.	Crane Level Indicator	(SAT) Satisfactory
● 71.	Anti Two-Block Device	(SAT) Satisfactory
● 72.	Outrigger / Stabilizer Position Sensor	(SAT) Satisfactory
Upper Structure		
● 73.	Turntable	(SAT) Satisfactory
● 74.	Mounting	(SAT) Satisfactory
● 75.	Turret	(SAT) Satisfactory
● 76.	Counterweight Mounting	(NA) Not Applicable
● 77.	Hydraulic Pump(s)	(SAT) Satisfactory
● 78.	Hydraulic Hoses / Tubes / Fittings	(SAT) Satisfactory
● 79.	Hydraulic Pressure	(SAT) Satisfactory
● 80.	Electrical Wiring	(SAT) Satisfactory
● 81.	Hoist Brake	(SAT) Satisfactory
● 82.	Hoist - Motor / Valves / Lines	(SAT) Satisfactory
● 83.	Hoist Spooling	(SAT) Satisfactory
● 84.	Hoist - Minimum 2 Rope Wraps	(SAT) Satisfactory
● 85.	Swing Gear Box	(SAT) Satisfactory
● 86.	Electrocution Warning Sign	(SAT) Satisfactory
Main Boom		
● 87.	Lift Cylinder(s)	(SAT) Satisfactory
● 88.	Telescoping Cylinder(s)	(SAT) Satisfactory
● 89.	Hydraulic Hoses / Tubes / Fittings	(SAT) Satisfactory
● 90.	Holding Device	(SAT) Satisfactory
● 91.	Boom Sections Alignment	(SAT) Satisfactory
● 92.	Wear Pads	(SAT) Satisfactory
● 93.	Sheave(s)	(SAT) Satisfactory
● 94.	Hoist Line Dead End	(SAT) Satisfactory
● 95.	Wire Rope Retainer	(SAT) Satisfactory
● 96.	Boom Hinge Pin	(SAT) Satisfactory
● 97.	Boom Head Section	(SAT) Satisfactory
● 98.	Structure	(SAT) Satisfactory
Load Block & Hook		

Marquis Crane Service disclaims all warranties, both express and implied, relating to the information, reports, opinions and analysis disclosed to the Customer by Marquis Crane Service. Marquis Crane Service shall not be liable for any errors or omissions, or any losses, injury or damages arising from the use of such information, reports, opinions and analysis by the Customer.

● 104. Capacity Marking	(SAT) Satisfactory
● 105. Weight Marking	(SAT) Satisfactory
● 106. Sheave(s)	(SAT) Satisfactory
● 107. Safety Latch(s)	(SAT) Satisfactory
● 108. 0° Hook Bend or Twist	(SAT) Satisfactory
● 109. 5% Hook Opening or 1/4" Max	(SAT) Satisfactory
● 110. 10% Hook Wear Max	(SAT) Satisfactory
● 111. Bearing	(SAT) Satisfactory
● 112. Wedge Socket / End Fitting	(SAT) Satisfactory
● 113. Reeving	(NA) Not Applicable
Wire Rope	
● 122. Rope Damage	(SAT) Satisfactory
● 123. Measured Wear	(SAT) Satisfactory
■ ACTUAL-15MM MEASURED-15.50MM	
● 124. Broken Wires	(SAT) Satisfactory
● 125. Lubrication	(SAT) Satisfactory
● 126. End Connectors	(SAT) Satisfactory
Verification and Completion	
127. Inspector Name and Signature	Joshua McLarnon
	
128. Date of Inspection	05/22/2025
129. Customer Name and Signature	SHERMAN CRANE
● 130. Certificate Issued	(Y) Yes
	

Marquis Crane Service disclaims all warranties, both express and implied, relating to the information, reports, opinions and analysis disclosed to the Customer by Marquis Crane Service. Marquis Crane Service shall not be liable for any errors or omissions, or any losses, injury or damages arising from the use of such information, reports, opinions and analysis by the Customer.



Local Acknowledgment Of Unit Examination

SHERMAN CRANE
140 West St.
Wilmington, MA 01887

FolderID: AI7155
FormID: 24542057



Boom Truck Crane


Location: 140 West St. Wilmington, MA 01887
Serial #: 303342
TagID: 336
Status: In Service
Description: 2024 National Crane Hydraulic Telescopic Boom Truck

Manufacturer: National
Model Number: NBT30H-2
Capacity: See OEM Capacity Chart Per Configuration
Hook Type : Load Block & Hook
Length/Lift: 32'-110' Three Section Welded Box Construction

Local Acknowledgment Of Unit Examination

1. OWNERS IDENTIFICATION	336
2. OWNER/EMPLOYER	SHERMAN CRANE
3. OWNERS ADDRESS	140 WEST ST. WILMINGTON, MA 01887
4. TYPE OF DEVICE	Crane
5. CRANE LOCATION/ ADDRESS	140 WEST ST. WILMINGTON, MA 01887
6. DOES UNIT CHANGE WORKSITES?	(Y) YES
7. HOUR METER	739.7 HRS
8. MANUFACTURER	NATIONAL CRANE
9. MODEL	NBT30H-2
10. SERIAL NUMBER	303342
11. DESCRIPTION OF DEVICE	HYDRAULIC TELESCOPIC BOOM TRUCK
12. MAXIMUM CAPACITY PER CONFIGURATION	LBS
13. SERVICE STATUS	Hook Work
14. BOOM LENGTH & TYPE	32'-110' THREE SECTION WELDED BOX CONSTRUCTION
15. LUFFING JIB LENGTH & TYPE	
16. FIXED JIB LENGTH & TYPE	
17. TOWER HEIGHT & TYPE	

Marquis Crane Service disclaims all warranties, both express and implied, relating to the information, reports, opinions and analysis disclosed to the Customer by Marquis Crane Service. Marquis Crane Service shall not be liable for any errors or omissions, or any losses, injury or damages arising from the use of such information, reports, opinions and analysis by the Customer.

18. Proof Load Test Applied 1.1		
BOOM LENGTH	BOOM ANGLE	RADIUS
77.5FT	52.5	47.9FT
19. Proof Load Test Applied 1.2		
RATED LOAD	PROOF LOAD	% OF RATED LOAD
6240LBS	6350LBS	101.7
		
20. Proof Load Test Applied 1.3		
HOIST USED	BOOM DIRECTION	LOAD CHART NUMBER
MAIN	OVER REAR	LMI CODE
21. DESCRIPTION OF PROOF LOAD	CRANE COUNTER WEIGHT	
22. BASIS FOR ASSIGNED LOAD RATINGS	OEM DESIGN RATINGS	
23. REMARKS AND/OR LIMITATIONS IMPOSED		
<i>THE LMI FUNCTIONED AS DESIGNED AND SAFELY DISABLED THE CRANE AT MAXIMUM LOADED RADIUS AND WHEN ALL SAFETY LIMITS WERE REACHED</i>		
24. I certify that on this date, the above device was examined & tested by the undersigned or authorized representative who in their opinion, said the unit complied with the standards or requirements of OSHA: 1926.1400 and ASME B30.5		05/22/2025
25. SIGNATURE OF AUTHORIZED PERSON		Joshua McLarnon
