

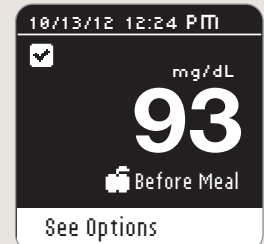
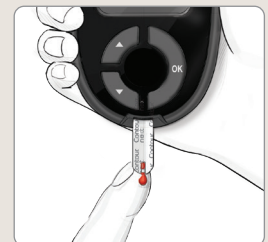
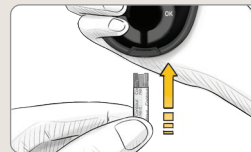
GET STARTED!

Testing is easy with your CONTOUR®NEXT meter. All you need is your meter, CONTOUR®NEXT test strips and MICROLET®NEXT lancing device with lancets. First get familiar with your meter and then set it up as outlined in your owner's user manual. If you have any questions, please speak with your healthcare provider prior to using this meter.

To perform a test, follow these simple steps:

Always wash your hands with soap and water and dry them well before and after testing.

- 1 Insert a test strip into meter test strip port.
- 2 Touch the tip of the test strip to the drop of blood obtained from lancing the side of your finger.
- 3 Once prompted by AutoLog, select Fasting, Before Meal, After Meal or No Mark and press **OK**. Your test results will appear. Your test is now completed and your test result is marked.



To view options for setting a reminder or adding a note, press OK button before you remove the test strip.

If your Language is not included on the meter or user guide, please seek the assistance from someone who can translate for you prior to use.



**Contour.
next**
Blood Glucose Monitoring System



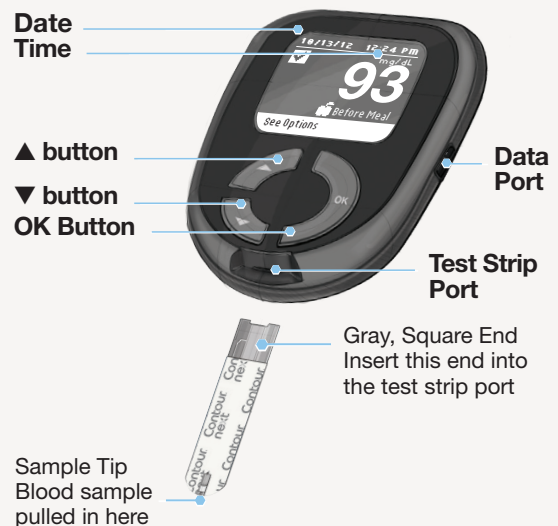
An easy-to-use, highly accurate^{1,2} meter that helps you do more.

Your CONTOUR®NEXT meter provides simple on-screen messages, with plain language making it easy to:

- **Use AutoLog** – before meal, after meal, and fasting markers at the touch of a button
- **Set audible reminders** to help you test after eating
- **Personalize Fasting, Before Meal, and After Meal target settings*** to get clear summaries and patterns
- **View 7-, 14-, 30- and 90-day trends** to get an overview of averages
- **Can be set to English or Spanish, plus 12 other languages**

**Always consult your healthcare provider prior to making changes to your target settings.*

Your CONTOUR®NEXT Meter



References: 1. Bernstein, R. et al. (2013). A New Test Strip Technology Platform for Self-Monitoring of Blood Glucose. *Journal of Diabetes Science and Technology*, 7(5), 1386-1399. 2. Christiansen, M. P. (2017). A New, Wireless-enabled Blood Glucose Monitoring System That Links to a Smart Mobile Device: Accuracy and User Performance Evaluation. *Journal of Diabetes Science and Technology*, 11(3), 567-573. DOI: 10.1177/1932296817691301



Contour
next
Blood Glucose Monitoring System



For more information, refer to your user manual, go to www.contournext.com or call Customer Service toll free: 1-800-348-8100.

©2020 Ascensia Diabetes Care. All Rights Reserved. Ascensia, the Ascensia Diabetes Care logo, Second-Chance and Second-Chance logo, Microlet, Contour, no coding, and the no coding logo are trademarks and/or registered trademarks of Ascensia Diabetes Care.

PP-CN-Mtr-US-0294