



Vienna Drug Center
 150 Maple Ave W
 Vienna, VA 22180
 (703) 938-7111



Visit viennarexall.com to view an instructional video on how to use the powder insufflator.

Call us with any questions and/or concerns. We are here to help!

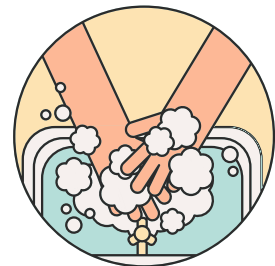
Sheehy-House Powder Insufflator Instructions

Patient instructions for ear antibiotic powder:

- Place 4 holes in a capsule with a 20G needle provided by the pharmacy. Keep needle clean and inside plastic cover for reuse.
- Insert capsule into the puffer with holes upward toward the open end of the nozzle. Replace the puffer plastic nozzle top.
- Keep using the same capsule until it's empty. Check the capsule frequently and replace the capsule when empty.
- Keep the puffer and punctured capsule in a sealed plastic bag and store it upright in a container between use.
- DO NOT store the puffer with the open capsule in the refrigerator. Only store capsules that have not had holes poked in them in their pharmacy bottle in a sealed plastic bag in the refrigerator.

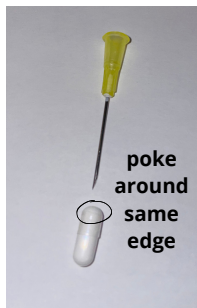


Step 1: Wash hands before using the insufflator. Wipe down outside of the insufflator with alcohol before use.



Step 2: Pull off the tip from the insufflator. Set aside for next step.

Step 3: Uncap the needle carefully. Poke FOUR holes all on the same edge of the capsule using the needle.



The needle is needed for future uses. DO NOT DISCARD.

Step 4: Hold the body with the bulb facing down in your hand. Place capsule with open holes facing the outside (opposite direction of bulb). After placing the capsule, continue holding with the bulb facing down.

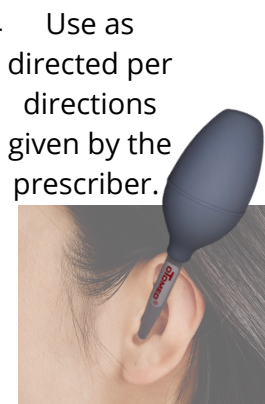


Step 5: Place tip back on insufflator. Still hold insufflator with the bulb facing down.

Step 8: Repeat step 1 to ensure there is no reinfection.



Step 7: After cleaning the tip of the insufflator, store the insufflator with the punctured capsule in a sealed plastic bag. Then, place the bag inside a container with the bulb facing down. Store at room temperature away from light. Store unused capsules in a sealed bag in the refrigerator.



Use as directed per directions given by the prescriber.

Step 6: Hold the insufflator towards the ear but with the tip now facing the ear. Hold the bulb before placing it in the ear and release the hold to place puffs of medication in the ear.