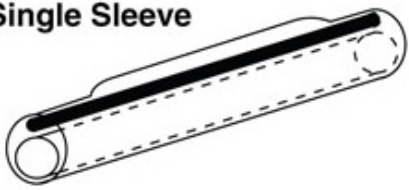
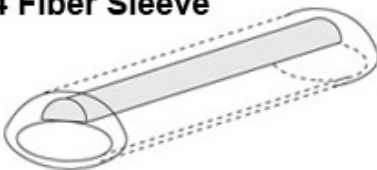
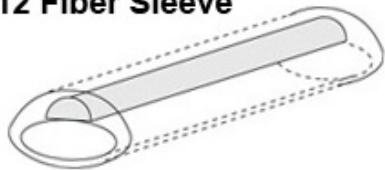




521 N. Great Southwest Parkway • Arlington, TX 76011
 Phone: 817-640-0992 • Fax: 817-633-3131
 www.ACPinternational.com • sales@acpinternational.com

FIBER SPLICE PROTECTION SLEEVES

<p>DH-1 Single Sleeve</p>	<p>DH-4 4 Fiber Sleeve</p>	<p>DH-6 12 Fiber Sleeve</p>
		
<p>Lengths: 40mm, 60mm</p>	<p>Length: 40mm, For 4 Fiber</p>	<p>Length: 40mm, For 6-12 Fiber</p>

- Tested and approved. Out performs others in Bellcore specifications.
- Works in any splice sleeve oven.
- Tapered ends guarantee that sleeve components will not come apart.
- Proven product since 1986.
- Made in the U.S.A.
- Fits all fiber trays
- Special and custom makes available.

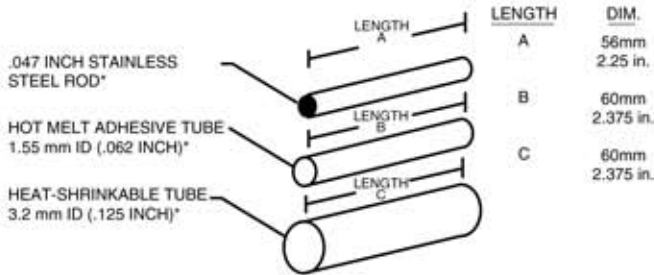
Place Sample



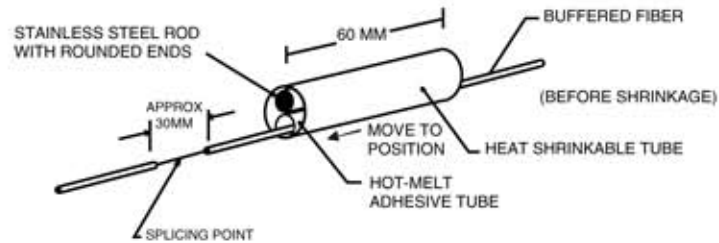
STOCK NO.	DESCRIPTION
DH-1-40	Fiber Splice Protection Sleeves 40mm (50pk)
DH-1-40 - Slim	Smaller shrunk size to fit Raychem and smaller organizers
DH-1-60	Fiber Splice Protection Sleeves 60mm (50pk)
DH-1-60 - Slim	Smaller shrunk size to fit Raychem and smaller organizers
DH-4	Four Fiber Optic Splice Sleeves 40mm (25pk)
DH-6	Eight to Twelve Fiber Optic Splice Sleeves 40mm (25pk)

FIBER SPLICE PROTECTION SLEEVES SPECIFICATIONS

PRINCIPAL PARTS



ASSEMBLY ARRANGEMENT



Not to size

REQUIREMENTS - CHARACTERISTICS

The **DH-1** Fiber Protection Sleeving is designed to restore the environmental integrity of the coating or buffer of the optical fiber after fusion splicing.

All component parts are free from sharp edges, burrs and other defects that would affect life, serviceability, appearance or performance.

The three component parts are preshrunk at the ends to hold the assembly together during use without adverse effect on the splice.

APPEARANCE

Prior to shrinking, the **DH-1** is clear enough to distinguish fiber color and components are captive and aligned without visible angles or rough edges. After shrinking, the **DH-1** will appear completely shrunk without bubbling, or twisting. The fiber color will still be visible after the shrinking process.

COMPONENTS AND THEIR FUNCTIONS

The outer heat shrinkable tube contains and distributes the hot melt adhesive (EVA) during the shrinking process and protects the splice from any lateral forces incurred during handling and storage. The outer tubing compresses the inner tubing and rod to form an airtight encapsulation.

The stainless steel rod prevents the shrinkage of the outer tube along the axial direction as well as providing sufficient mechanical strength to prevent bending of the splice.

The adhesive inner tube provides adhesion among the steel rod, outer tube and bare fiber. Additionally, the inner tube coats the entire surface of the bare glass to provide an environmental seal.

APPLICATION PROCEDURE

1. Slide the fiber cable through the inner tube of splice sleeve.
2. Slide splice sleeve up cable approximately 12 inches or however much clearance is necessary to prepare cable ends for splicing.
3. Use standard procedure for cable preparation and splicing.
4. Slide the splice sleeve down the cable and over the splice point.
5. If using a splice sleeve oven, insert splice sleeve in oven and heat for one standard cycle.
6. Spliced cable is now ready to put in an organizer tray and /or splice case.

Technical Data

Standard Size: 2 3/8" (60mm)
Non-Standard Sizes Available: 40mm

Outside Diameter: (OD of Outer Tube) .125" (3.1mm)
Inside Diameter: (ID of Inner Tube) .062" (1.55mm)
O.D. after shrinking: .1 1" (.275mm)
Continuous Operating Temp: -70 °C to 105°C

COMPONENT PART SPECIFICATIONS

Cross linked polyethylene shrinkable tube

- Meets military specifications MIL-1-23053/5 Class 2 for environmental durability. Rated for continuous operation from -70°C to 105°C and up to 300°C for short durations.
- Meets ASTM standard D2671 for dimensional stability, corrosion resistance.
- Meets ASTM standard D876 for electrical resistant.
- Tensile strength with ASTM D2671: 1800 psi
- Water absorption of 0.2% at 23°C for 24 hours.

Ethylene vinyl acetate (EVA) melt adhesive tube

- Meets military specification Mil-1-23053/5 Class 2 for environmental durability.
- Flash point: 649°F (343°C)
- Solubility in water; insoluble
- Density using ASTM 1505: 0.938 gm/cc

Stainless Steel Rod

- Meets AMS Standard #5688 for Corrosion Resistance.
- Obtains the highest possible tensile strength for stainless steel.
- Magnetic due to cold forming process.