
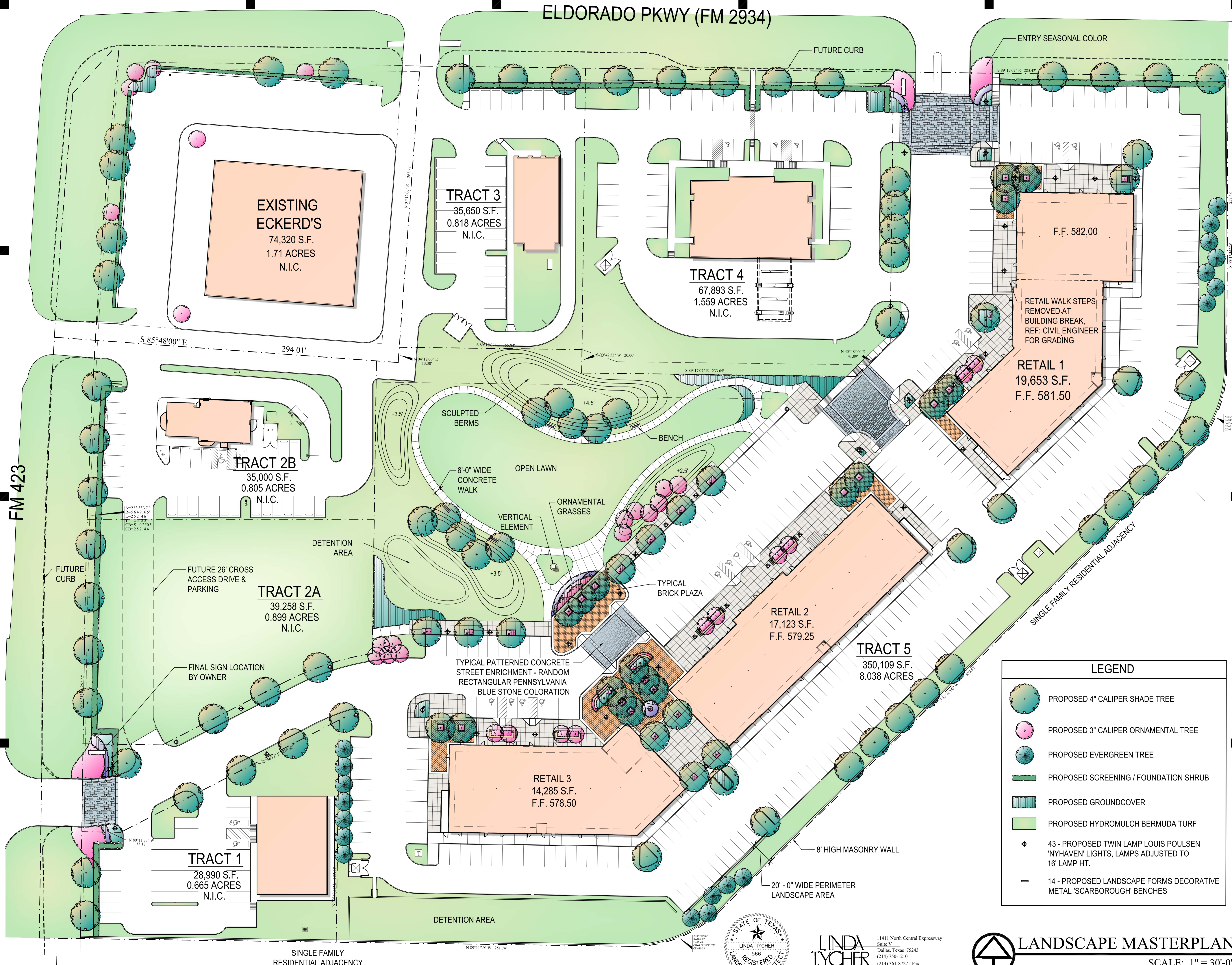


ELDORADO PKWY (FM 2934)



O'BRIEN & ASSOCIATES

ARCHITECTURE
PLANNING
INTERIORS

5310 HARVEST HILL ROAD
SUITE 136
DALLAS, TEXAS 75230
972-788-1010
FAX 972-788-4828

5031 SOUTH ULSTER STREET
SUITE 310
DENVER, COLORADO 80237
303-759-5777
FAX 303-759-5277
www.obrienarch.com

THE VILLAGE AT ELDORADO
SEC FM 423 & ELDORADO PKWY.
LITTLE ELM, TEXAS
A DEVELOPMENT OF:
CMC COMMERCIAL REALTY GROUP

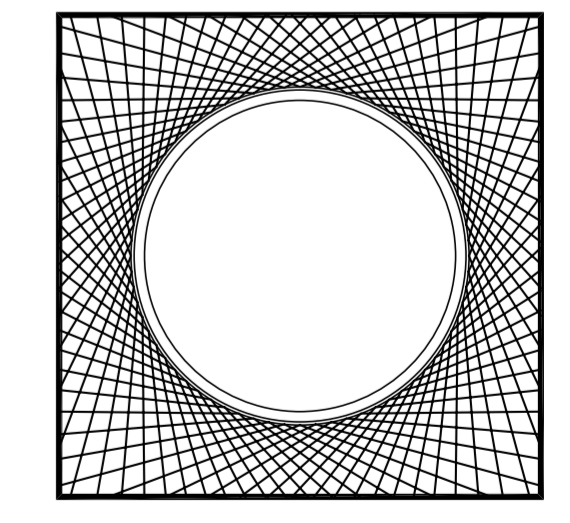
ISSUE LOG

NO.	DESCRIPTION	DATE
1	50% PROGRESS SET	2/15/05
2	95% PROGRESS SET	4/22/05
3	100% - PRICING SET	5/17/05
4	ISSUED FOR PERMIT NOT FOR CONSTRUCTION	10/11/05

COPYRIGHT © 2005 O'BRIEN & ASSOCIATES
THESE DRAWINGS, OR PARTS THEREOF, MAY NOT BE
REPRODUCED IN ANY FORM, BY ANY METHOD, FOR
ANY PURPOSE, WITHOUT PRIOR WRITTEN CONSENT
FROM O'BRIEN & ASSOCIATES


LEGEND

- PROPOSED 4" CALIPER SHADE TREE
- PROPOSED 3" CALIPER ORNAMENTAL TREE
- PROPOSED EVERGREEN TREE
- PROPOSED SCREENING / FOUNDATION SHRUB
- PROPOSED GROUNDCOVER
- PROPOSED HYDROMULCH BERMUDA TURF
- 43 - PROPOSED TWIN LAMP LOUIS POULSEN 'NYHAVEN' LIGHTS, LAMPS ADJUSTED TO 16' LAMP HT.
- 14 - PROPOSED LANDSCAPE FORMS DECORATIVE METAL 'SCARBOROUGH' BENCHES



DATE: 10-11-05 SIGNED
JOB #: 24106
DATE: 2/16/05
SCALE: 1" = 30'-0"

SHEET NO. LS-1



LINDA TYCHER
& ASSOCIATES

11411 North Central Expressway
Suite V
Dallas, Texas 75243
(214) 750-1210
(214) 361-8727 - Fax

LANDSCAPE MASTERPLAN
SCALE: 1" = 30'-0"