



Trinity Purchasing Services GPO Lowe's Program Details & Setup

Table of Contents

Program Overview	3-6
Connection Process	7-8
Connecting Account on Lowes.com	9-16
Connecting Payment Method on Lowes.com	17-19
Connecting Account in Lowe's App	20-23
Connecting Payment Method in Lowe's App	24-25
Converting Existing Personal/DIY Account to Business/Pro Account	26-27
My Lowe's Pro Rewards Program	28-30
Lowe's Commercial Account Benefit and Connection Process	31-35
Connecting Tax Exemption	36-38
Program Contacts	39

Lowe's Pro and Trinity have had a strategic alliance since 2010. Participation in this national discount program with Lowe's is 100% free!



Trinity Online Savings

Save 5% to 20% online when using any payment method. This is the highest discount structure available at your fingertips!



Buy in Bulk and Save

Get 10% to 50% off more than 1,000 products when you buy in bulk.














Lowe's Business Credit

Get 5% off every day in store, plus an additional 2% statement credit that applies to all purchases with your Lowe's Commercial Account (LCA).



Trinity Program Users are Eligible for Pro Rewards!



MyLowe's Pro Rewards Yearly Benefits		 Gold Pro status \$0 – \$9,999	 Platinum Pro status \$10,000 – \$24,999	 Titanium Pro status \$25,000 – \$149,999
Annual qualifying spend				
Earn & Redeem Points				
 Points per \$1 spent² <small>Earn points on Qualifying Purchases.</small>		1	1.25	1.5
 Redeem points for MyLowe's Money³ <small>100 points = \$1 MyLowe's Money</small>		✓	✓	✓
 Redeem points for Exclusive rewards <small>Gift cards, tools and more.⁴</small>		✓	✓	✓
Save Money				
 FREE standard shipping⁵ <small>Not available in AK or HI.</small>		✓	✓	✓
 Member Deals <small>We've created some great offers just for you.</small>		✓	✓	✓
Member Volume Discounts⁶ <small>Savings on select in-stock items through a quote of \$1,500 or more.</small>		✓	✓	✓
 20% Instant member paint discount⁷ <small>Save on eligible paint purchases after paint annual qualifying spend reaches \$3,000.</small>		✓	✓	✓
 Select drink or snack coupons⁸ <small>Deposit required where applicable. Exclusions apply.</small>			✓	✓
Save Time				
 Pro Business Solutions <small>Online Order Quoting, Purchase Authorization.</small>		✓	✓	✓

In addition to the point-of-sale discounts of 5-20%, qualifying purchases will accrue Pro Rewards which can be redeemed for *MyLowe's Money* or *Exclusive Rewards*.

Lowe's Business Credit members will be started at the Platinum tier, and Trinity LCA users are eligible for an additional 2% statement credit.



20% Instant Member Paint Discount

~~After paint annual qualifying spend reaches \$3,000.~~

[Learn More](#)



Trinity program users also receive a paint discount of 20%!¹
Normal Pro Rewards customers would need to spend at least \$3,000 on paint alone to reach this tier, but the Trinity program unlocks this discount on paint at dollar one!²

Use your new instant paint discount on future eligible paint purchases.



You've unlocked

20% OFF

future qualifying paint purchases.*



¹**Paint Discounts** – Qualifying purchases of paints, stains, primers and re-surfacers (liquid only). Paint discount of 20% is realized at point-of-sale discount on paint purchases online or in the store.

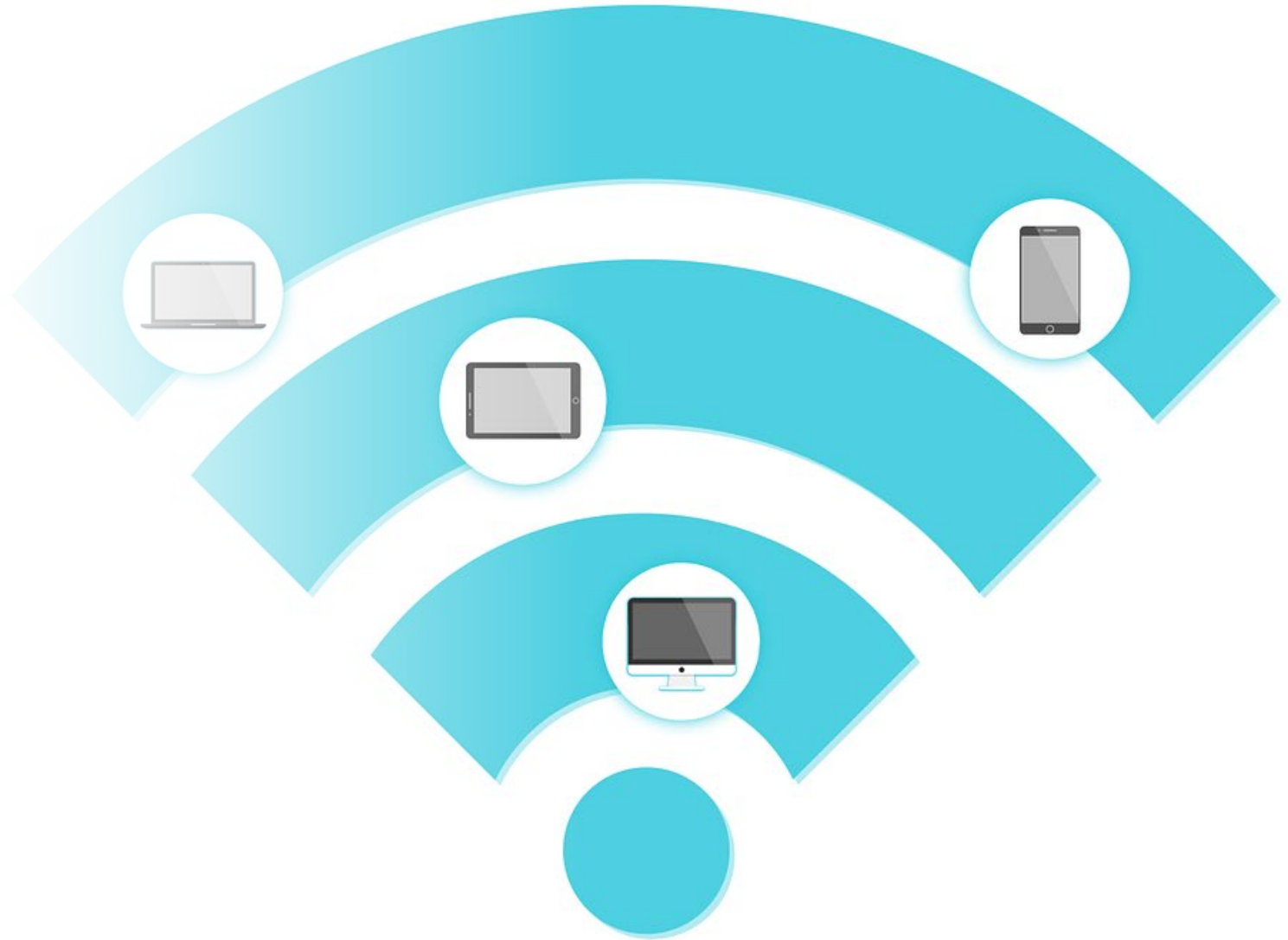
²**Trinity 20% Paint Discount** – Members must notify Trinity that their Pro account on lowes.com has been linked to the Trinity program in order to receive a 20% paint discount. Notification can be made by phone at 615-672-0229 or by email to rich.lowry@trinity-usa.net.

How the Trinity Lowe's Discount Program Works

- The Trinity Lowe's for Pros program code immediately unlocks pricing discounts of 5-20% on everyday purchases through lowes.com.
- The program eliminates the \$2,000 minimum order, lag time, and sunset clause of going through the in-store quote process at Lowe's. You are accessing the highest discounts at your fingertips 24/7!
- The Trinity Lowe's Commercial Account program code activates a 2% statement credit on your account.
- Trinity program users enjoy a 20% discount on paint.



Getting Connected





PC or the App?

Account information is automatically shared between [lowes.com](https://www.lowes.com) and the Lowe's app, so it makes no difference which one you use for setup.

Some “If/Thens” to
Consider First:

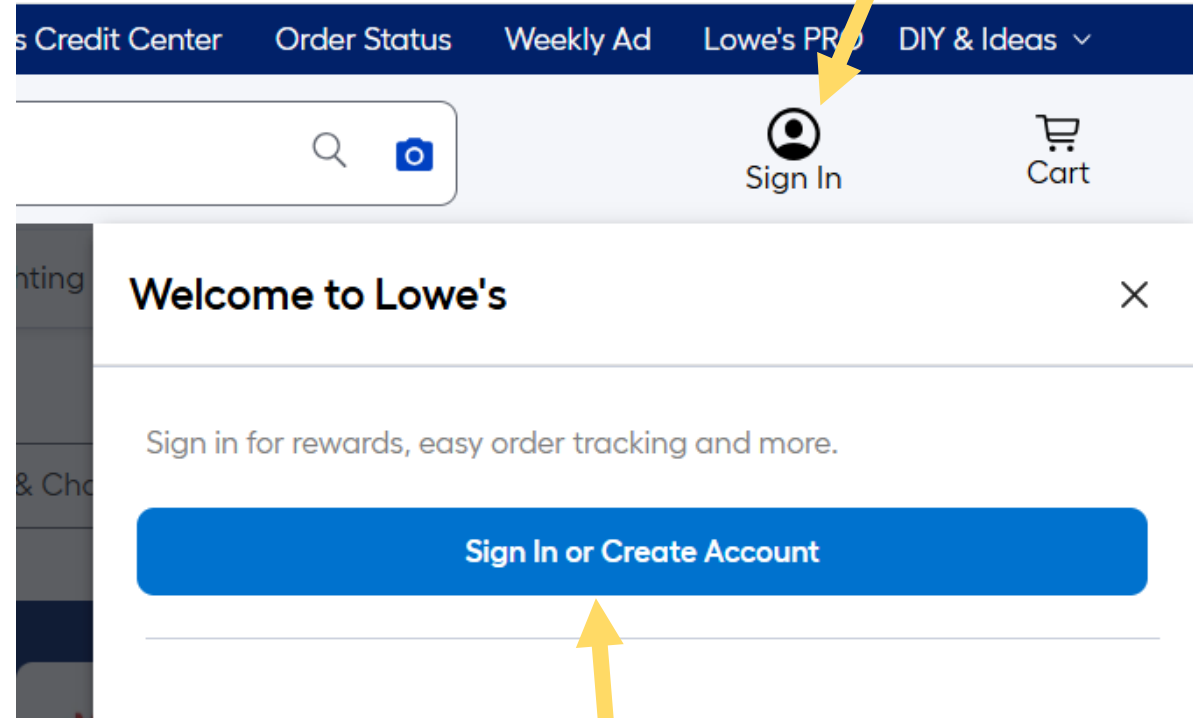
If you already have a
Business/PRO Account on
lowes.com, see page 13 for
setup instructions.

If you already have a
DIY/Personal Account on
lowes.com and want to
convert it to a **Business
Account**, see page 26.

Skip to page 21 for setup
instructions in the Lowe’s
app.

Setup On Your PC

Go to lowes.com and select
“Sign In.”



Select “Sign In or Create Account.”

Sign In or Create Account

If you're not sure you have an account, enter your email and we'll check for you.

you@yourbusiness.com

☐ Remember Me

Continue

By signing in to Lowes.com, you're agreeing to our [Terms of Use](#) and [Privacy Statement](#).


Enter your email address and click *Continue*.

NOTE: If your email is already associated with a lowes.com profile, see below options:


1). Personal Account — [Convert a Personal account to a Business Account](#) (see page 26) or use a different email for a new Business Account.


2). Business Account — Log into your Business/PRO account and enter code 5TRIN under your Organization Settings section (see page 13 for instructions).

Create An Account




Personal Account


 Earn points and get rewarded



Member only deals




FREE Standard shipping starting at Silver Key status
Excludes AK and HI





Access to FREE Member Gifts

Create Personal Account Now >




Business Account


 Earn points and get rewarded



Member only deals



FREE standard shipping
Excludes AK and HI



Pro business solutions

Create Business Account Now >



For new account setup, select “Create Business Account Now.”

Now Just Complete the Form & You're All Set.

Email
you@yourbusiness.com

Account Type
New Pro Account

New Pro Account

New Government Account

Join an Existing Account

First Name

Select “Join an Existing Account,” enter code **5TRIN** and select “Join.”

Email
you@yourbusiness.com

Account Type
Join an Existing Account

Enter Pro Account ID
5TRIN

Join

Email
you@yourbusiness.com

Account Type
Join an Existing Account

Enter Pro Account ID
5TRIN

Join

Group Purchasing Organization (GPO)
Trinity Purchasing Services GPO

Not your organization [Please try again.](#)

Business Name

Industry

- Painter
- Plumber
- Property Management (Facility/Commercial/Retail/Medical)
- Property Management (Hospitality/Recreation)
- Property Management (Multi and/or Single Family Home)

Show More

Select your industry,
complete remaining fields,
and create your account.

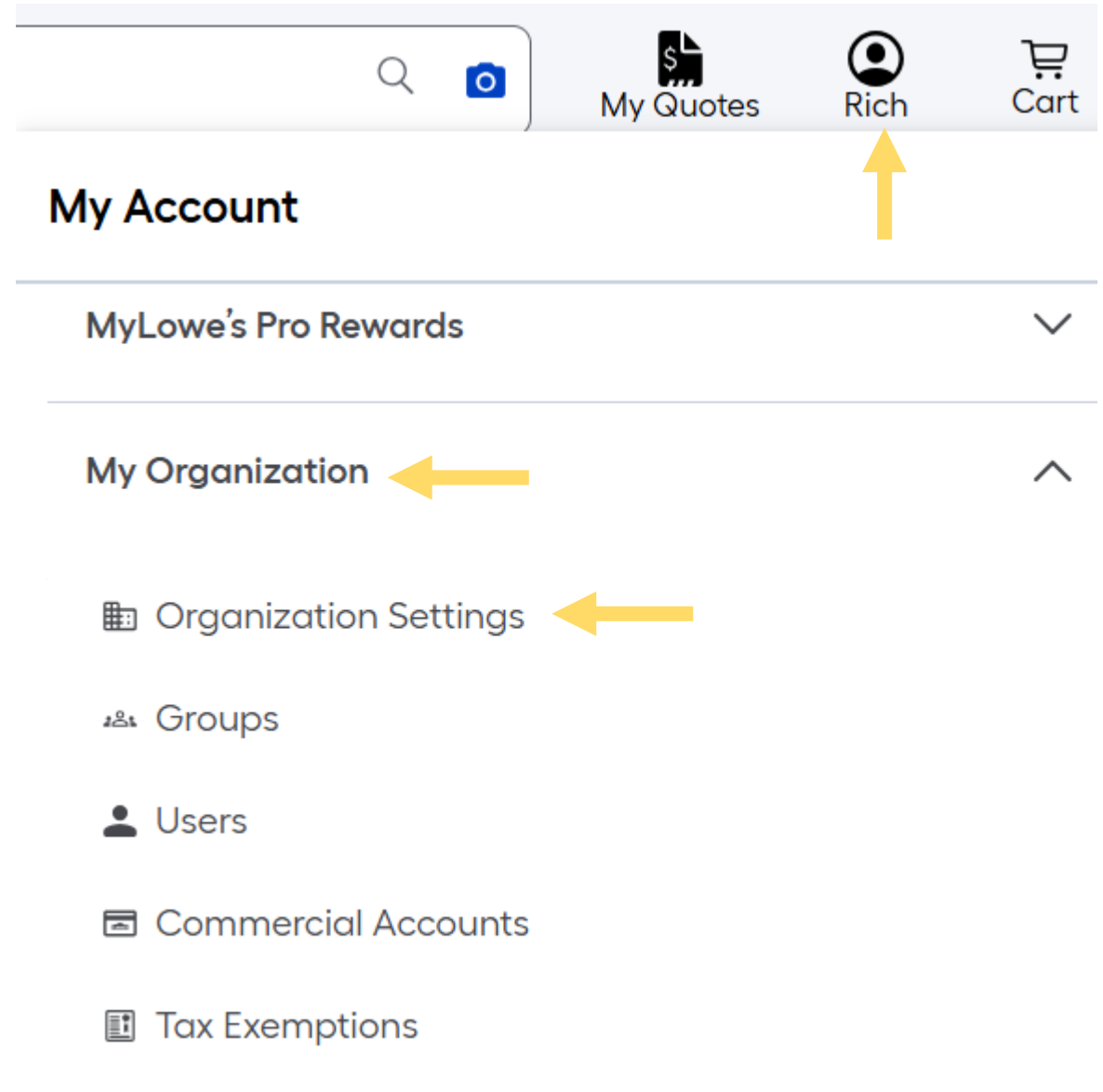




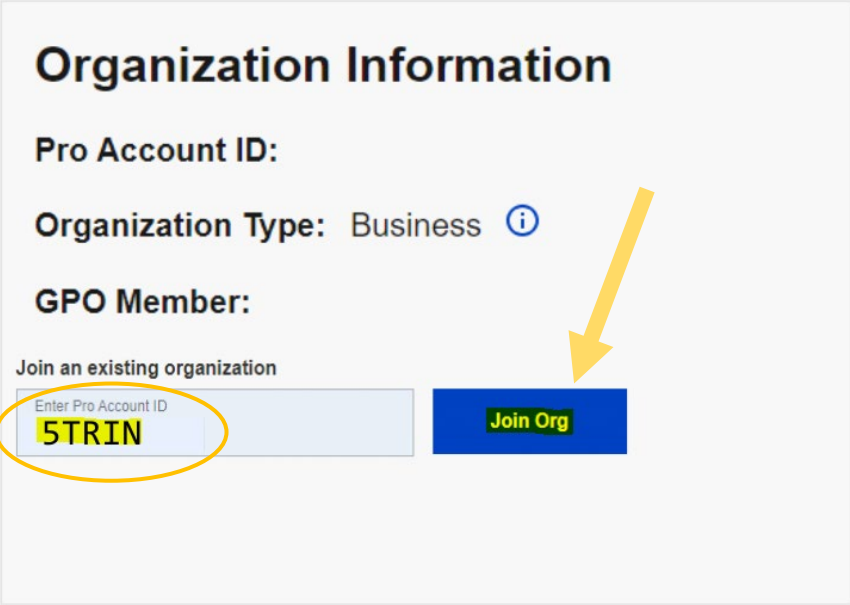
Connecting an Existing Business Account to Trinity

(see page 21 for the Lowe's app)

If you already have a PRO login on lowes.com, you can enter code 5TRIN under "Organization Settings." You can access this part of your profile by clicking on your name to activate the drop-down menu. Select "My Organization" and then "Organization Settings."



Enter code **5TRIN** into the “Join an existing organization” field and click the “Join Org” button.



Organization Information

Pro Account ID:

Organization Type: Business ⓘ

GPO Member:

Join an existing organization

Enter Pro Account ID
5TRIN

Join Org


A yellow arrow points from the 'Join Org' button to the 'GPO Member' field in the next screenshot.

Organization Information

Pro Account ID:


Organization Type: Business ⓘ

GPO Member: Trinity Purchasing Services GPO



Once it has updated, you will see the GPO name listed in your profile.

Log out and back in for the
pricing discounts to upload.



Southwire 250-ft 12/2 Romex SIMpull
Solid Indoor CU NM-B W/G Individual
Pack (By-the-roll)

Model #28828269 Item #70111





4.7 ★★★★★ 1937

\$95.20 ~~\$119.00~~

Save \$23.80

Includes Contract Pricing

You may not see “Includes Contract Pricing” on certain items that are on sale. If the sale price on that item beats the Trinity contract price, you will get the better price.

			
BEST SELLER			
\$679.00	\$1,899.00	\$379.00	\$582.03
Save \$75.00 Ends Jun 16	Save \$500.00 Ends Jun 16	\$629.00 Save \$250.00	\$602.00
★★★★★ 1007	★★★★★ 183	★★★★★ 1561	★★★★★ 14146
LG 20.2-cu ft Top-Freezer Refrigerator (White) ENERGY...	Samsung 27-cu ft French Door Refrigerator with Dual Ice Maker (Fingerpri...	Haier 9.8-cu ft Top-Freezer Refrigerator (White)	Frigidaire 18-cu ft Top-Freezer Refrigerator (White)

Feedback

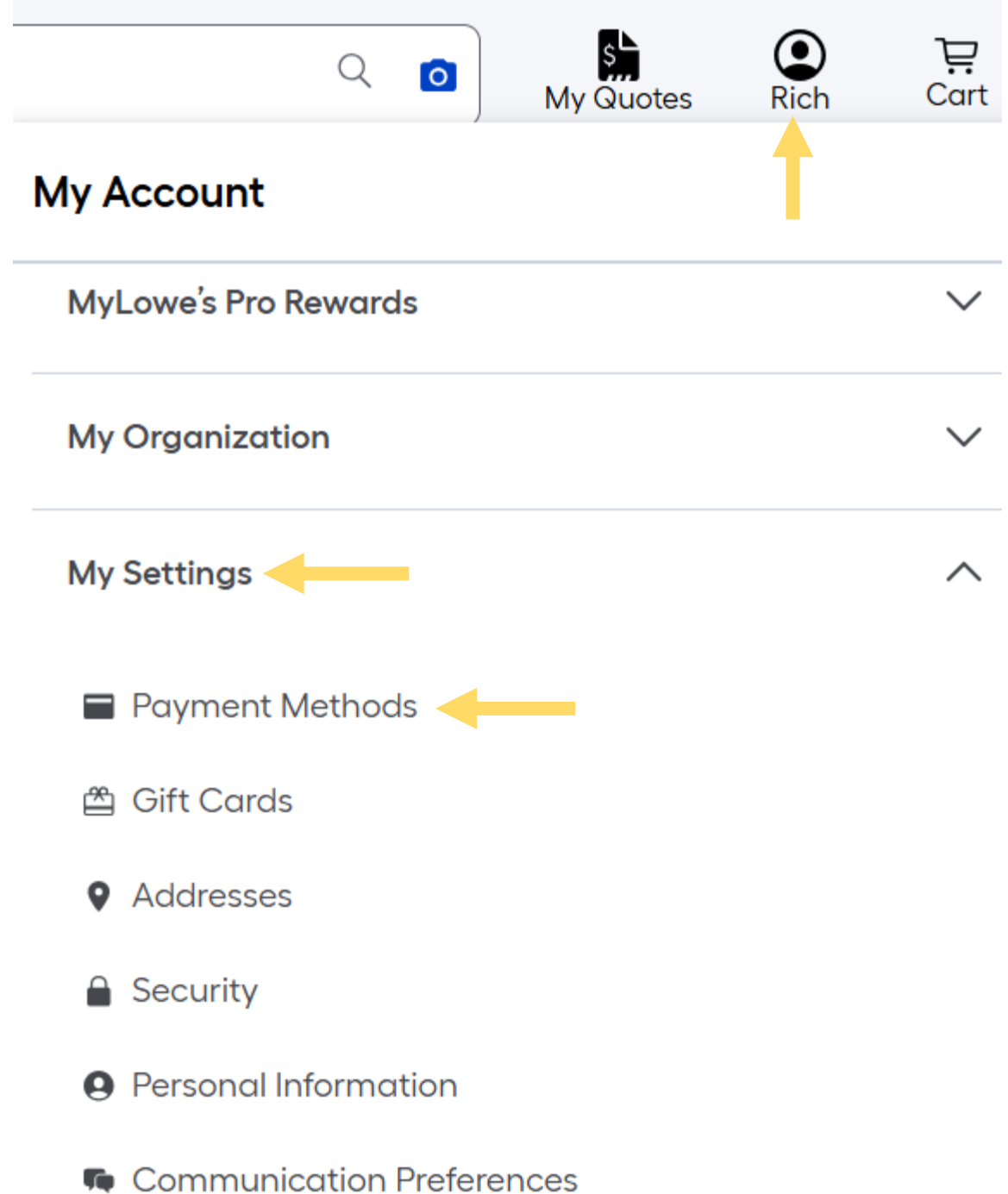
Loading Your Payment Methods

Whatever payment method you are using with Lowe's will need to be saved in your account to track and receive Pro Rewards.



Adding Payment On Your PC:

Step #1 – Click on your name to activate your account menu. Select “My Settings” and then “Payment Methods.”



Step #2 –Select
“Add New Card,”
then enter and save
your card details.

Payment Methods

Keep Your Personal Information Safe and Secure

When you login with multi-factor authentication, you'll just enter your password and the security code sent to your phone number. It's easy, safe and secure, for your peace of mind.

Questions? Check out our [Frequently Asked Questions](#)

Yes,

+ Add New Card



Payment Methods

Add, edit or remove credit cards for quick and easy payment

Add your card(s) below to save it to your business's wallet, track your business's eligible rewards under the Loyalty Program. See [Terms & Conditions](#)

Add primary card

Credit Card Nickname

Credit Card Number

Expires: MM/YYYY

CVV

Select a Billing Address

☒ Organization Address ☐ Group Address

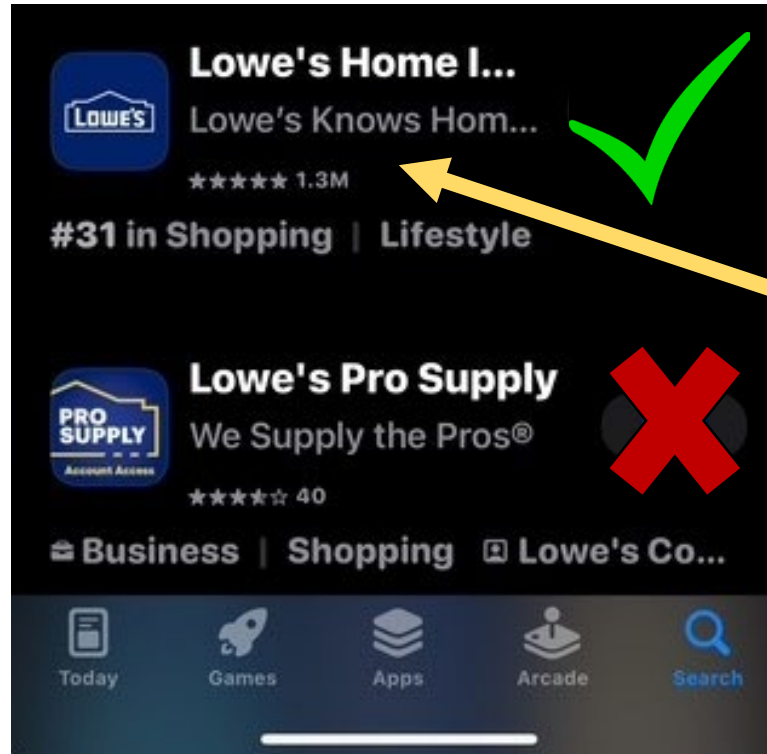
Select billing address

+ Add New Billing Address

Save

Get the Lowe's App!

The Lowe's app offers more tools to keep you on time and on budget from anywhere. Use the Lowe's app to conveniently shop, track orders, and manage your Trinity-linked Lowe's for Pros account from your devices. You can download the Lowe's app on any smart device from the App Store. Once downloaded to your device, you will use the same login credentials for the app as you do when logging into lowes.com.



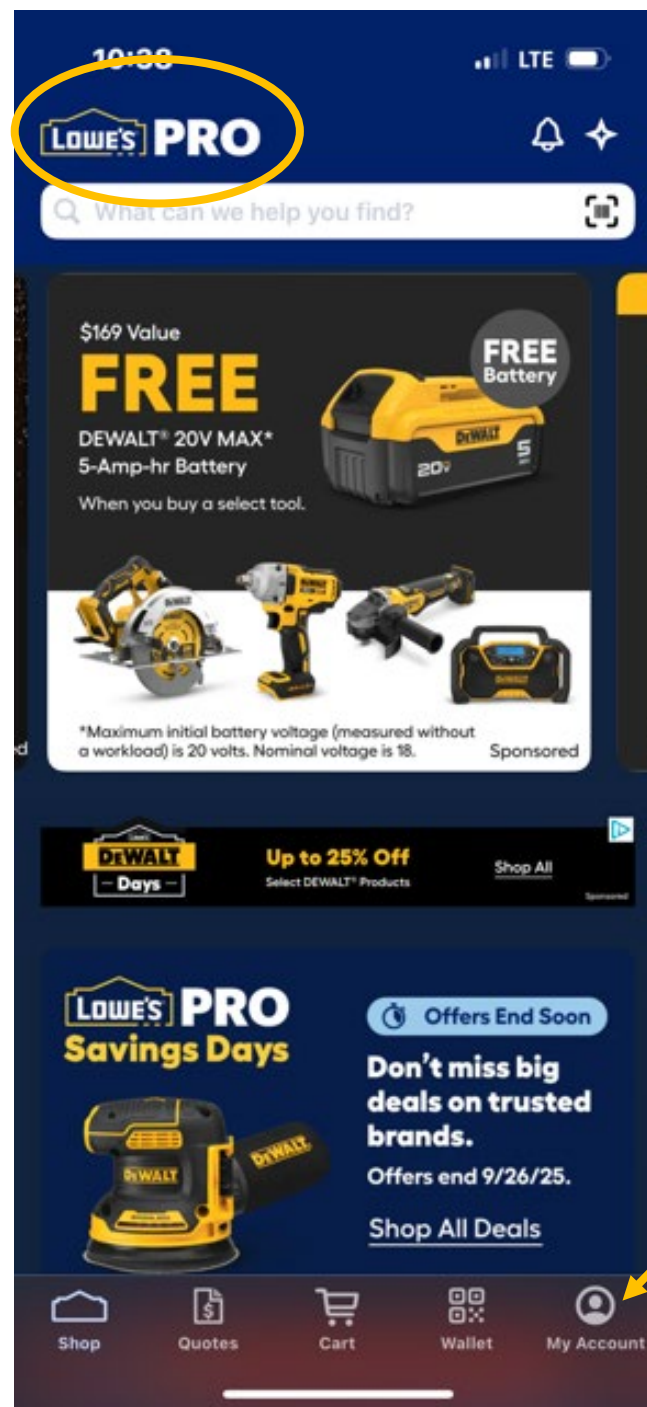
Be sure to download the regular Lowe's Home Improvement app, not Lowe's Pro Supply.

Setup In the Lowe's App

If this is your initial account setup, be sure to select **Business Account**. After you complete your account info, proceed to the following directions to activate the Trinity program.

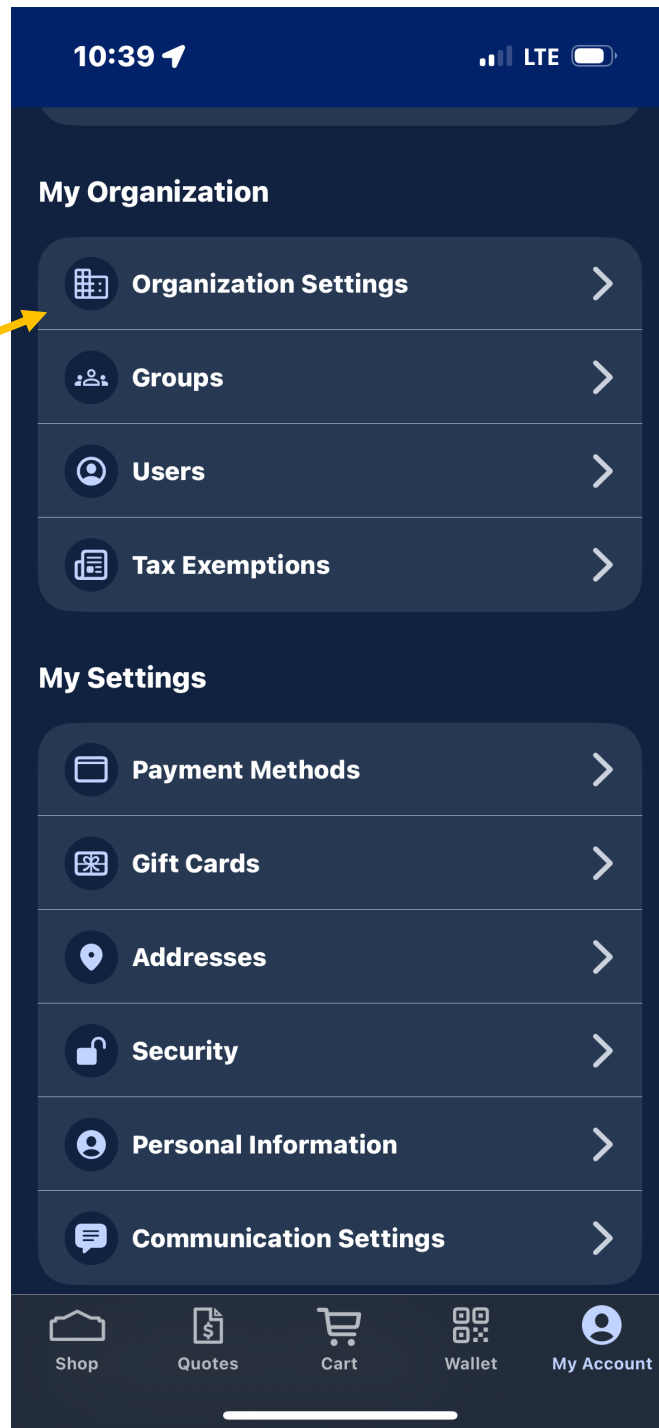
If you are already set up as a Lowe's PRO, proceed to the following directions to activate the Trinity program.

If your Lowe's profile was set up as a personal/DIY account (normal blue Lowe's logo at the top), you will need to convert your account to a PRO account [here](#) first before proceeding with connecting to the Trinity program.

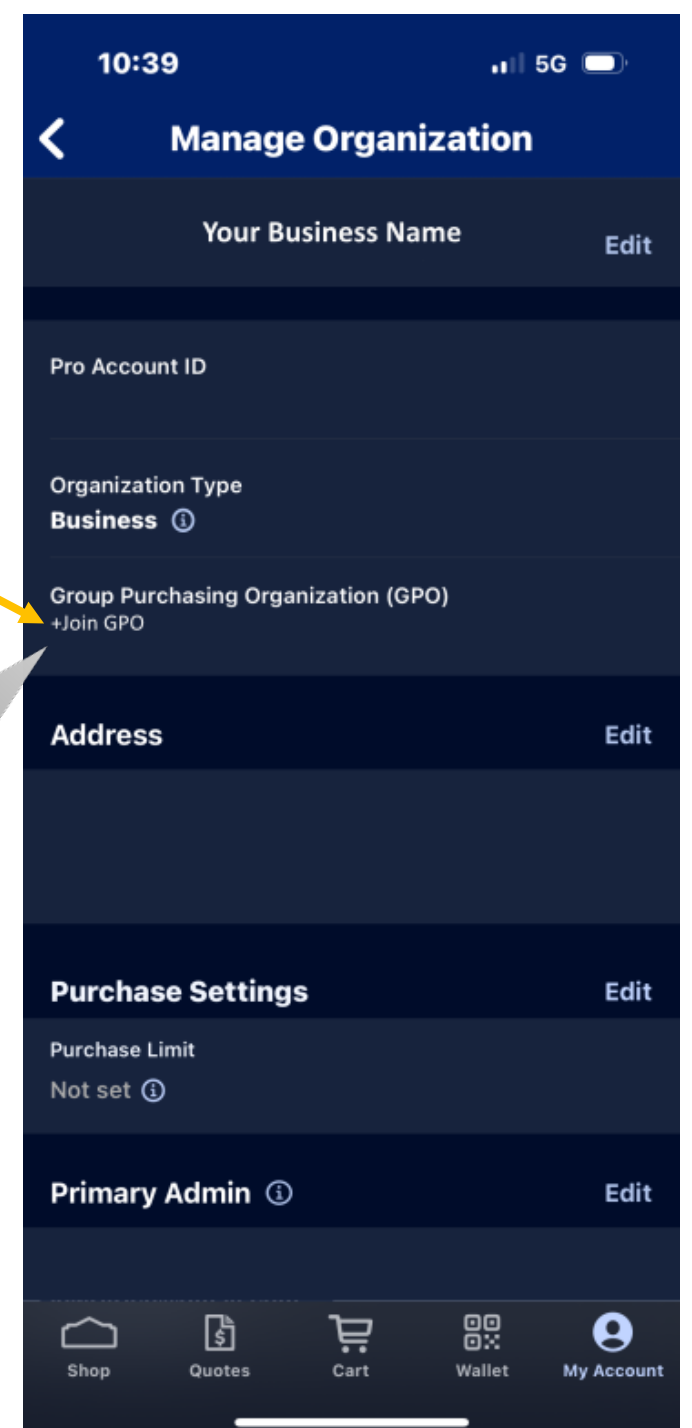


1. Select “My Account” from the bottom part of your screen.

2. Select
“Organization
Settings.”



3. Select “Join
GPO.”



4. Enter
5TRIN and
then save.

10:39 5G

Manage Organization

Edit

Pro Account ID

Organization Type

Business

Group Purchasing Organization

5TRIN

Save

"5TRIN"

Q W E R T Y U I O P

A S D F G H J K L

↑ Z X C V B N M

123 space return

5. Click "My Account."
Sign out and then sign
back in for Trinity
program pricing to
load.

11:18

Lowe's Gift Cards

Rebate Center

Feedback

Legal and Privacy

Do Not Sell My Info

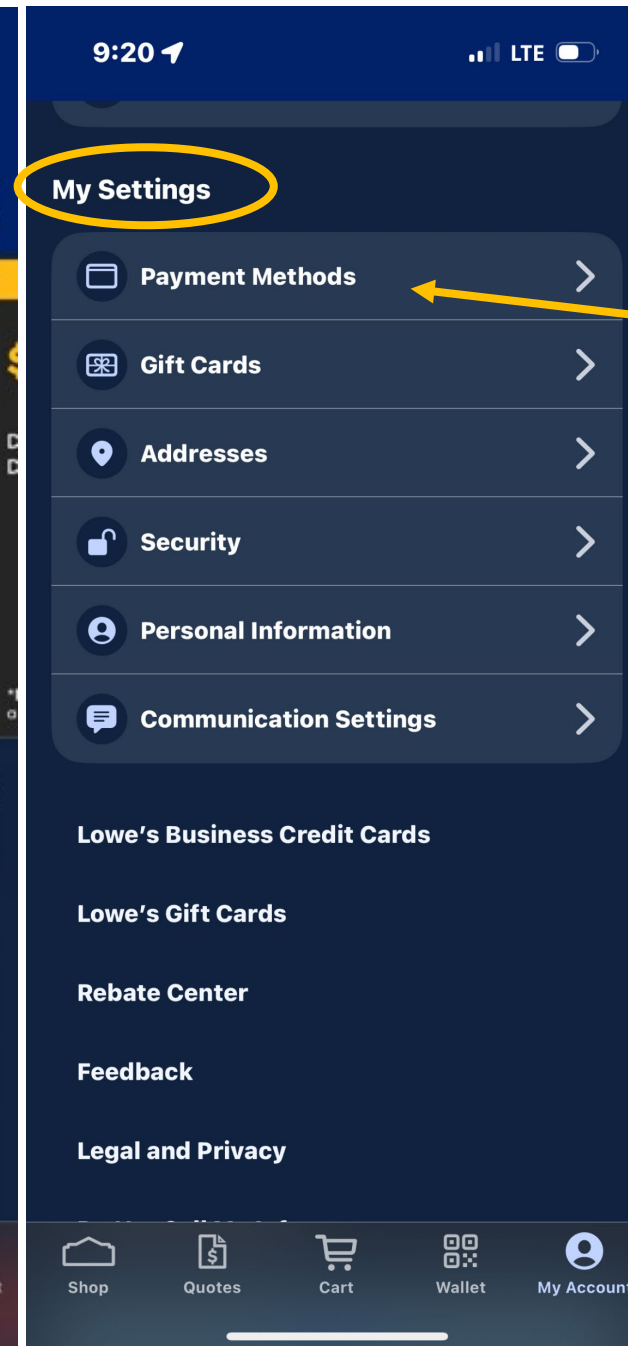
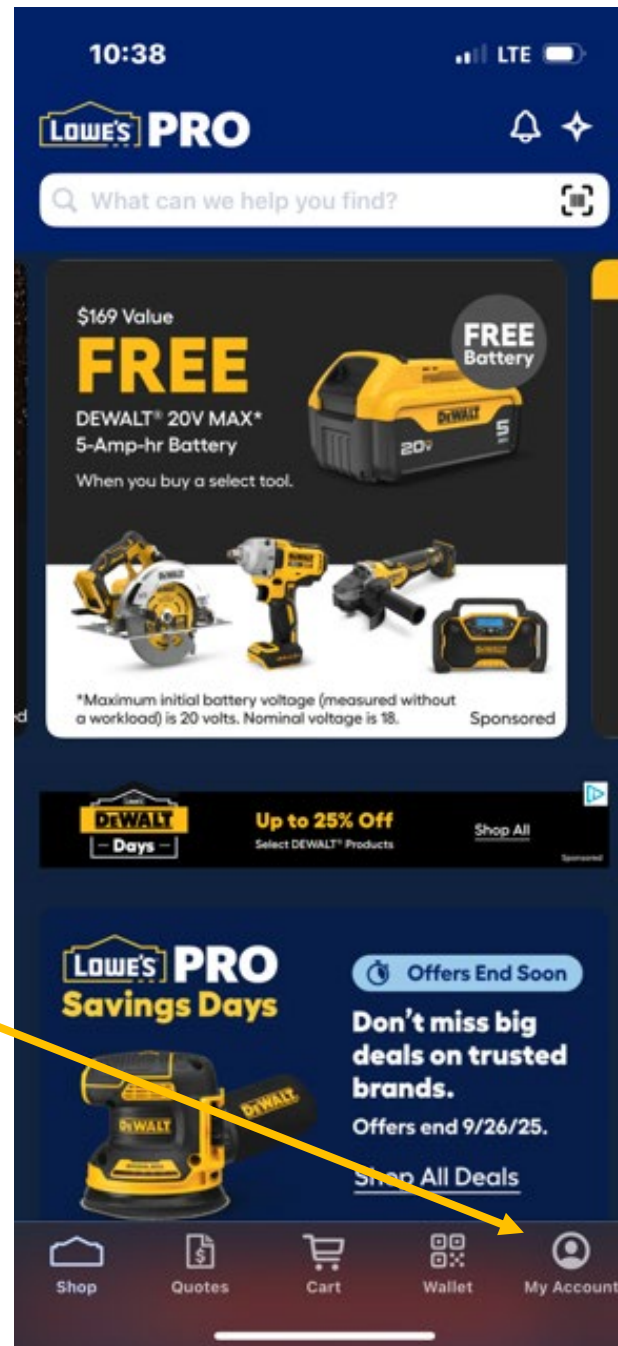
Sign out

NO CASH BACK. Nontransferable. MyLowe's Money® is not a credit, debit or gift card; it has no implied warranties. MyLowe's Money® can be redeemed during the stated redemption window with any other discounts, offers, or coupons. Limit of 5 per transaction. Void if altered, defaced, copied, transferred, or sold (thru any on-line auction or otherwise). MyLowe's Money® will be applied after all other applicable discounts, coupons, taxes and fees have been applied. MyLowe's Money® may not be redeemed or used on (1) gift cards, including Lowe's-branded gift cards; (2) payments to a Lowe's credit card or any third-party charge account; (3) on any Lowe's branded website operated by a 3rd party; or (4) Weber, Kichler or Miele products. Returns: for merchandise purchased with MyLowe's Money® return value will be applied first to payment method and any remaining value will be returned as MyLowe's Money® to customer's Wallet. Valid in U.S. only. Subject to change. Lowe's reserves the right to withdraw MyLowe's Money® at any time for any reason. See Lowes.com/terms for details.

Shop Quotes Cart Wallet My Account

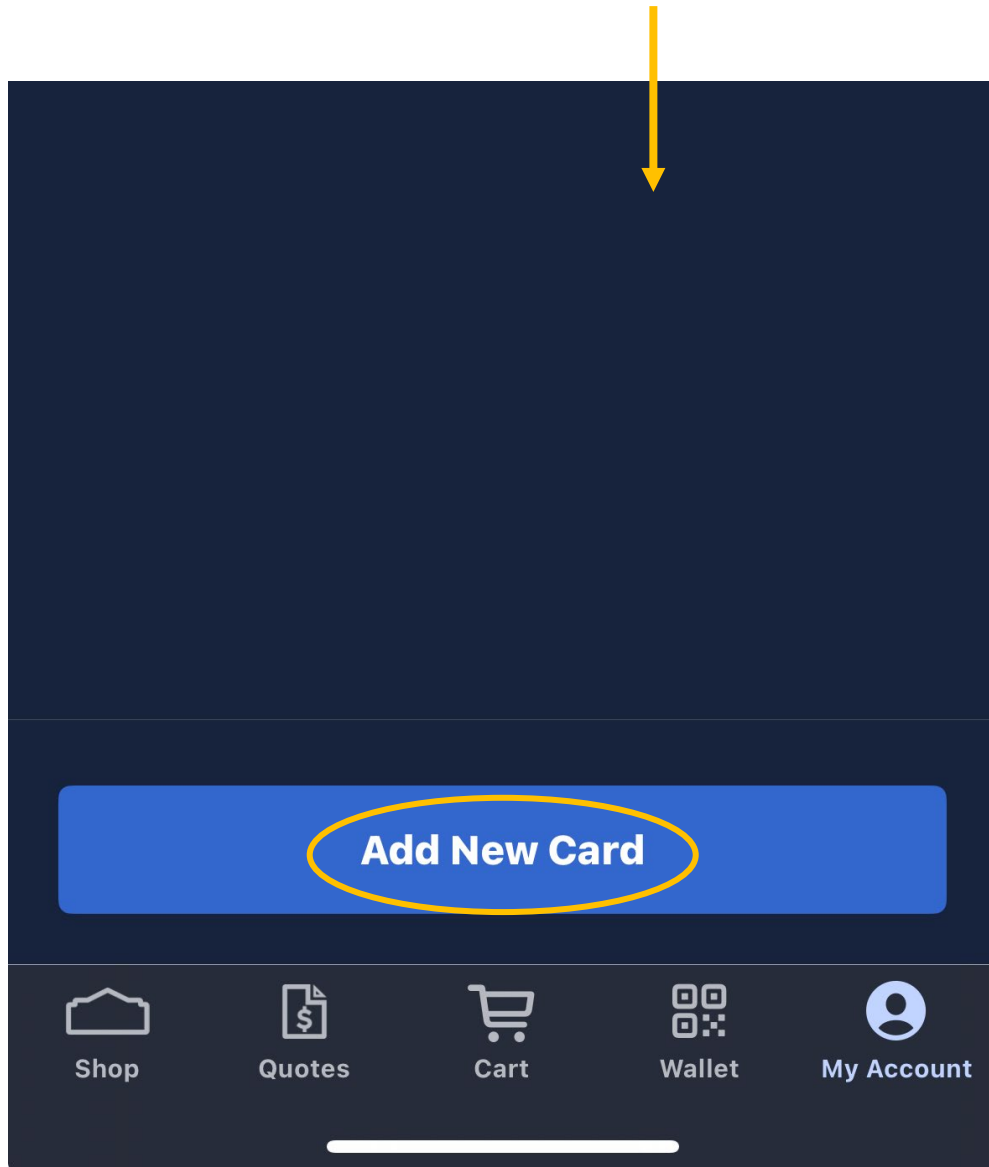
Adding Payment In the Lowe's App:

1. Select “My Account”
from the bottom part of
your screen.

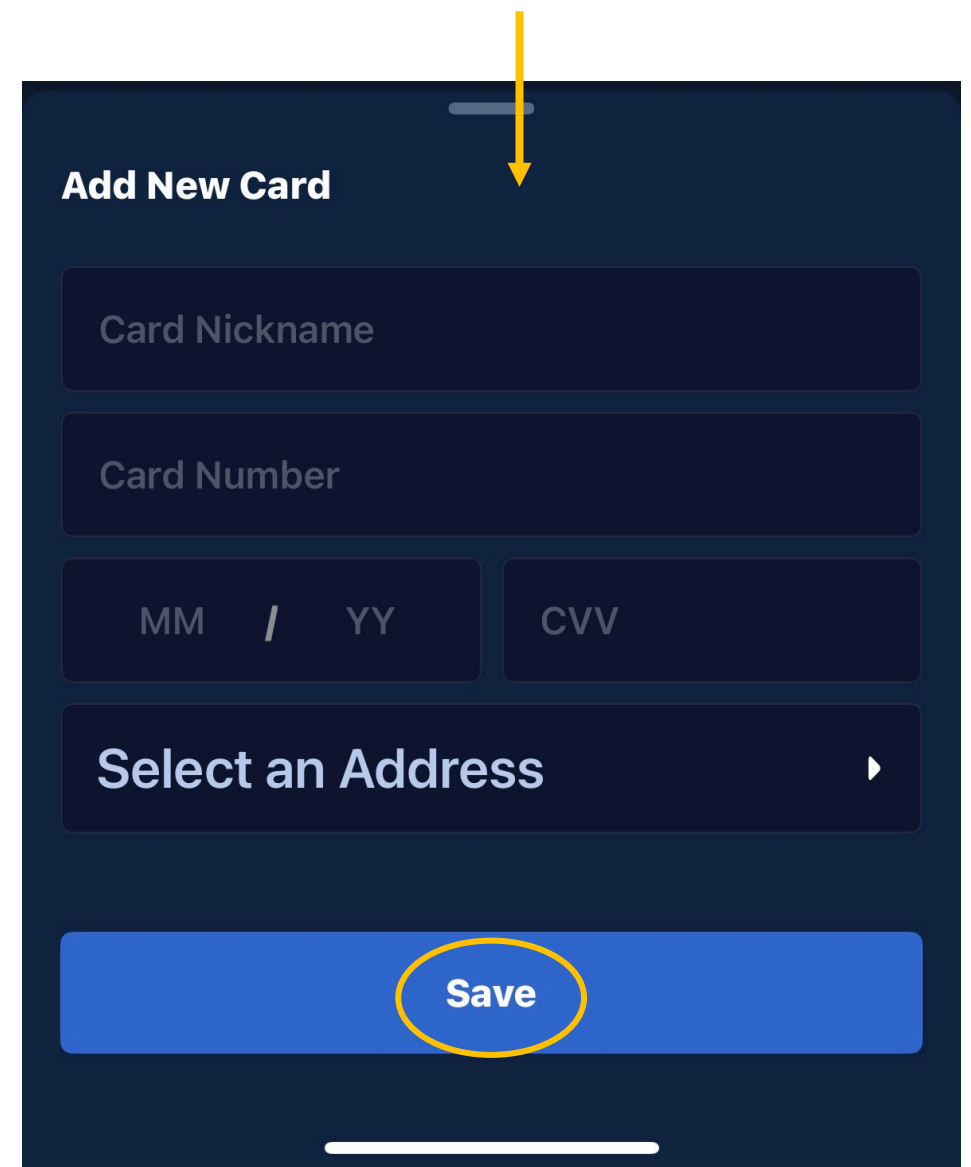


2. Scroll down
under “My
Settings” and
select “Payment
Methods.”

3. Select Add New Card



4. Enter card details and save.



Converting a Personal Account to a Business Account is easy!
Follow [this link](#) to start the process.

Already have an account?

Convert your Personal Account to a Business Account.

[Get Started](#)

→ Convert Your Existing Account

Convert Your personal account to a business account and automatically transfer your order history, account information, and join the MyLowe's Pro Rewards Program.

[Convert Your Account](#)

*Personal account subscriptions will be discontinued.

*The Lowe's military discount and MyLowe's Card do not apply to business accounts. Business accounts receive special exclusive offers through the MyLowe's Pro Rewards Program.

OR

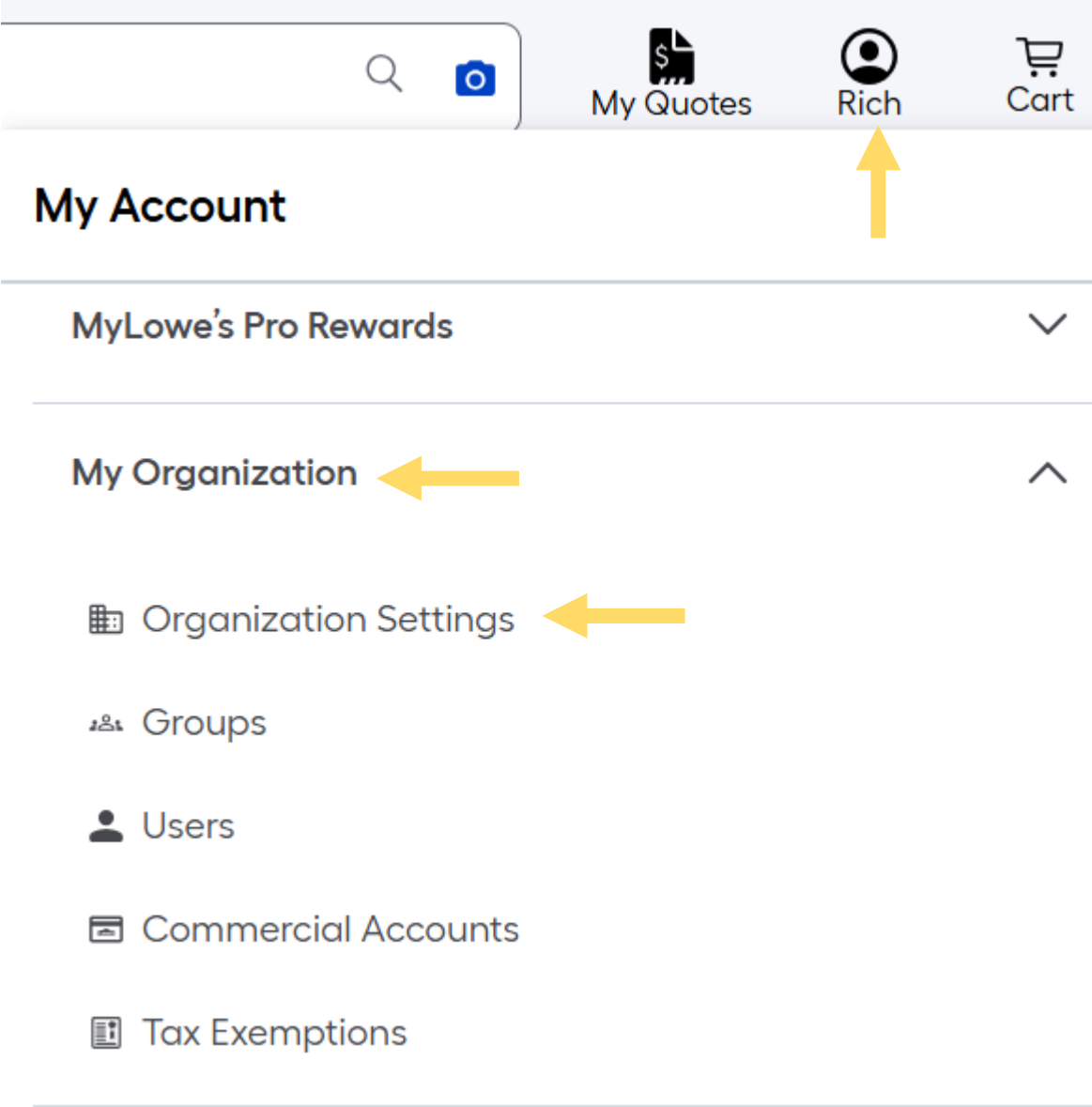
+ Create a New Business Account

Take advantage of both! Keep your existing personal account and a Pro business account for all the Pro benefits. You will need separate email addresses.

[Create a Business Account](#)

*You will need two separate email addresses for this feature.

After you convert your Personal Account to a Business Account, you will need to add Trinity code 5TRIN to the “Organization Settings” section to activate the discounts. After adding the code, log out and back into your account for the Trinity discounts to load (see page 21 for the Lowe’s app).



Organization Information

Pro Account ID:

Organization Type: Business ⓘ

GPO Member:

Join an existing organization

5TRIN

Join Org



Check Your Pro Rewards Dashboard

You must save your payment method in your account for Pro Rewards to track.

Activity Summary

Qualified Annual Spend

\$3,818.48

P Points Earned ⓘ

Available points

633

Total Earned (YTD)

633

 20% Instant member paint discount

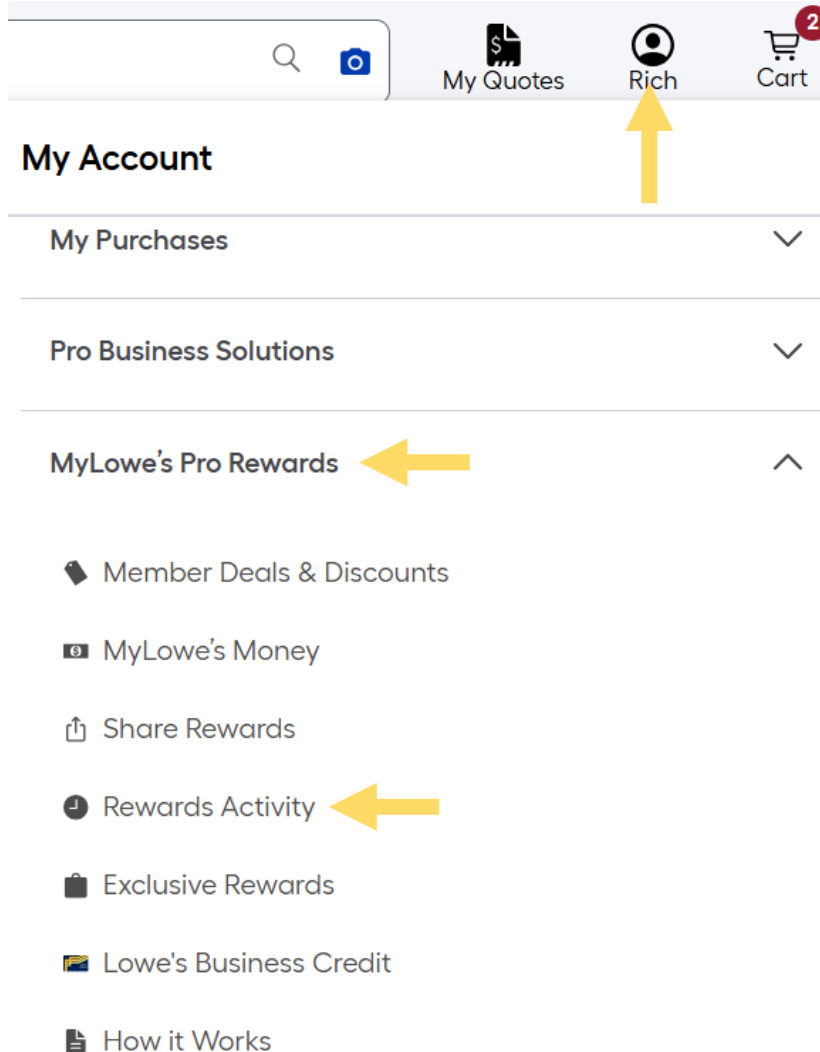
20% Savings Active ✓

Save 20% on eligible paint purchases ~~after paint annual qualifying spend reaches \$3,000.~~
Exclusions & more terms apply.

Once your Pro account is linked to Trinity, you can be upgraded to a 20% discount on paint. **In order to be upgraded, please notify either:**

Jason Finch -
jason.a.finch@lowes.com

or
Rich Lowry -
rich.lowry@trinity-usa.net



The extra 20% paint discount is automatically applied when shopping online or in the app.

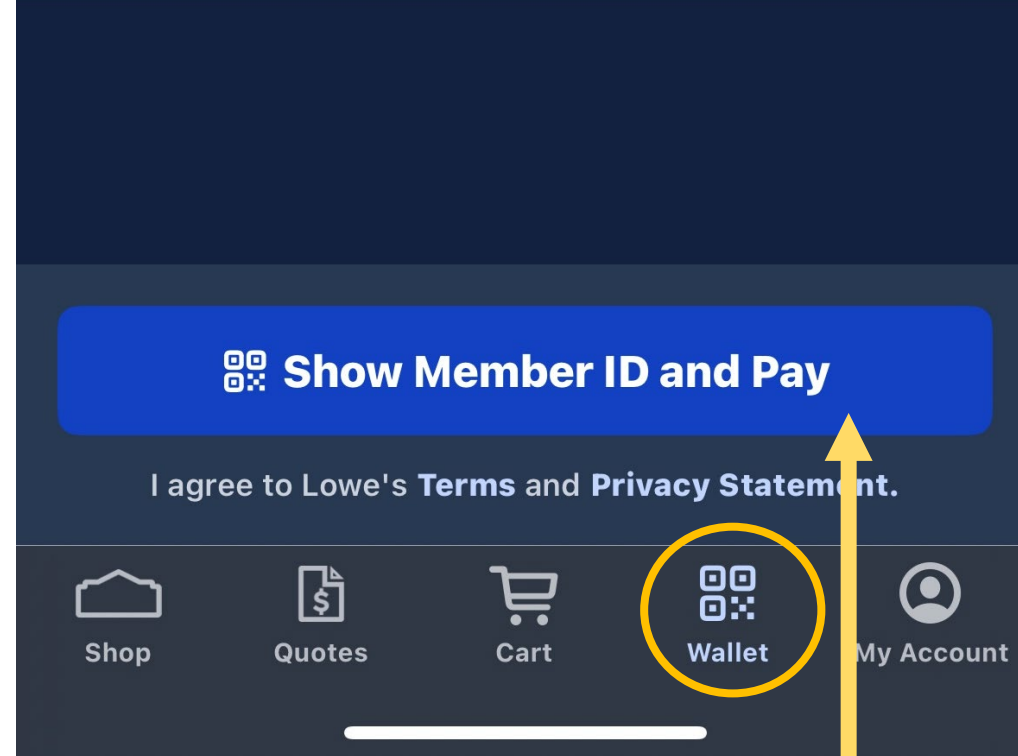
Use your new instant paint discount on future eligible paint purchases.



You've unlocked

20% OFF

future qualifying paint purchases.*



Scan your Member ID (located in the app Wallet) at the register to receive a 20% paint discount in the store.

Redeem Your Pro Rewards

\$0.00 MyLowe's Money™

Primary Admin

Gold Pro

P Points ⓘ

6 3 3

Redeem points for

MyLowe's Money

Exclusive Rewards



MyLowe's Pro Rewards ^

Member Deals & Discounts

MyLowe's Money

Share Rewards

Rewards Activity

Exclusive Rewards

Lowe's Business Credit

How it Works

Once you redeem your points for MyLowe's Money, you must spend it within 90 days.

REMEMBER: The MyLowe's Pro Rewards system resets every year at midnight on December 31st. Be sure to redeem all points by then. Once reward points are redeemed, you have 90 days to use them. You can also share rewards to any users set up under your account.



SAVES YOU TWICE

5%^{*}
OFF

EVERY DAY
Exclusions apply

When You Buy

+

2%^{}**
BACK

STATEMENT CREDIT

When You Pay



5 + 2%

**Lowe's Commercial
Account (LCA) Benefit**

A Higher Pro Rewards Tier Awaits You!


MyLowe's Pro Rewards Yearly Benefits

Annual qualifying spend


Gold Pro status
\$0 – \$9,999



Platinum Pro status
\$10,000 – \$24,999


Titanium Pro status
\$25,000 – \$149,999

Earn & Redeem Points

 **Points per \$1 spent²**
Earn points on Qualifying Purchases.

1

1.25

1.5

 **Redeem points for MyLowe's Money³**
100 points = \$1 MyLowe's Money

✓

✓

✓

 **Redeem points for Exclusive rewards**
Gift cards, tools and more.⁴

✓

✓

✓

Save Money

 **FREE standard shipping⁵**
Not available in AK or HI.

✓

✓

✓

 **Member Deals**
We've created some great offers just for you.

✓

✓

✓

Member Volume Discounts⁶
Savings on select in-stock items through a quote of \$1,500 or more.

✓

✓

✓

 **20% Instant member paint discount⁷**
Save on eligible paint purchases after paint annual qualifying spend reaches \$3,000.

✓

✓

✓

 **Select drink or snack coupons⁸**
Deposit required where applicable. Exclusions apply.

✓

✓

Save Time

 **Pro Business Solutions**
Online Order Quoting, Purchase Authorization.

✓

✓

✓





Platinum Pro status

\$10,000 – \$24,999

1.25

Linking an LCA in your account
upgrades your Rewards tier to
Platinum Pro!



New LCA Setup

**Don't have an LCA?
Apply today to get started!**

Apply Online

(Click for link)

About Your Business

All fields are required unless stated otherwise.

Optional

D005

Optional



Be sure to enter Promo
Code **D005** to activate the
2% statement credit!

NOTE: Give special attention to the section regarding the applicant's role as Custodian or Personal Guarantor. Changes implemented by the FDIC now require any applicant on a business account to provide certain personal data.

Register Existing LCA Account for Trinity 2% Statement Credit



Already have an LCA? Follow the [link](#) and enter Promo/Track code **D005** to start receiving your 2% statement credit.



Register Your Account ^[1]

About Your Association Membership

This information is provided by the Association that referred you for this offer.

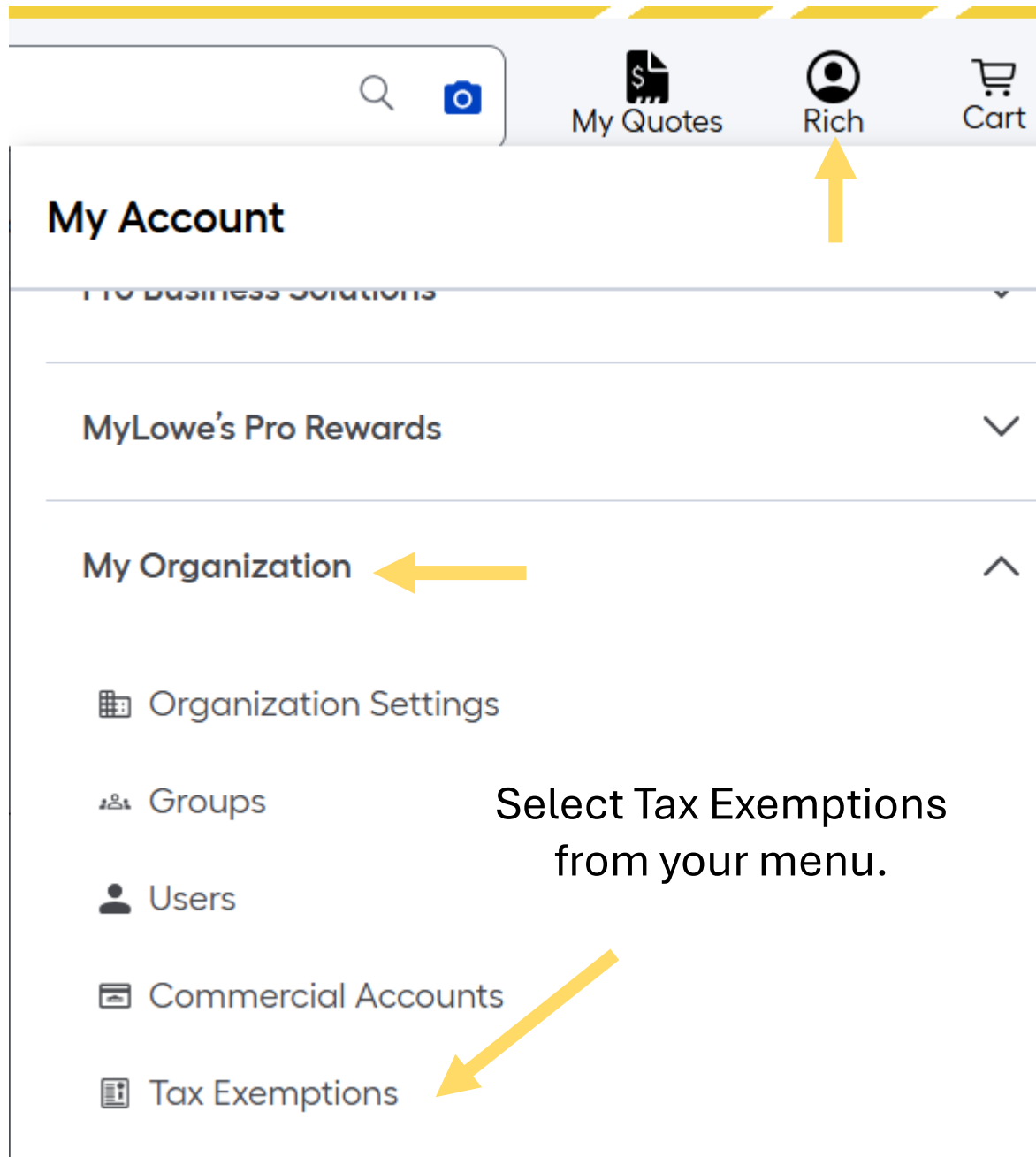
Promo/Track Code **D005**

4 characters

Membership ID Number

Your ID with your organization (optional)

NOTE: It can take up to 2 full billing cycles for the 2% statement credit to be applied.



Connecting Tax Exemption





Tax Exemptions

Tax exempt customers can create a new Tax Exempt Management System (TEMS) ID and/or update their existing certificates to make tax exempt purchases on Lowes.com and in any Lowe's store.

A Lowe's Tax Exempt ID is issued by Lowe's and isn't the same as a government-issued ID. If you have previously registered your organization for tax exemption at Lowe's, you may have received a letter referencing the Tax Exempt ID. Otherwise, you can call us at [\(844\) 569-4776](tel:8445694776) to retrieve your ID.

Call the listed number to obtain your Lowe's TEMS ID.

Need a Lowe's TEMS ID?

Get one here and start creating certificates.

Create New Certificate(s)

Please Note The approval process may take up to 30 days.
While pending, you can not shop tax-exempt on Lowes.com.

Already have a Lowe's TEMS ID?

You can link current certificates and/or create new ones.

Link Certificate(s)

Unsure if you already have a Tax Exemption ID? Call us: [844-569-4776](tel:8445694776)

Select Link Certificate(s).


To set up a new TEMS ID, select Create New Certificate(s).



Link Certificate(s)

Enter your Lowe's TEMS ID below to retrieve available job certificates.

Lowe's Tax Exemp



Search

After you have obtained your TEMS ID and selected Link Certificate(s) from the Tax Exemptions screen, enter your TEMS ID and click Search.

To complete the process, simply select your TEMS ID certificate from the search results and link it.

NOTE: You may be required to update your TEMS ID when you renew your state tax-exempt certificate.

Thank You!



CONTACT INFO

Rich Lowry

615-672-0229

rich.lowry@trinity-usa.net



Jason Finch

727-247-8645

jason.a.finch@lowes.com

