




TWO COMPANIES, ONE POWERFUL PROGRAM!



Benefits:

- 5% - 20% tiered discounts through a Trinity-linked [LowesForPros.com](https://www.lowesforpros.com) account when using any form of payment plus an additional 2% statement credit if using a Trinity-linked Lowe's Account Receivable (LAR).

In order to participate, you **MUST** complete the below steps:

NOTE: If you already have an established [LowesForPros.com](https://www.lowesforpros.com) account that is not linked to the Trinity tiered discounts, the below procedure will not work. Contact the Trinity office at 615-672-0229 for assistance.

How to Participate:

Step #1 – Registration

- Go to: www.lowesforpros.com
- Click Sign In or Register
- Select Have a Pro Account ID
- IMPORTANT-** Enter Pro Account ID: **F07BB1F6CD**
- Click on Register and Complete Information

After you complete your profile setup, go to Step#2.



New to Lowe's For Pros?

Create a new Lowe's For Pros account or register with an existing one. If you have a Pro Account ID, enter it below to access your organization's purchasing profile.

☒ **Have a Pro Account ID?**

Pro Account ID

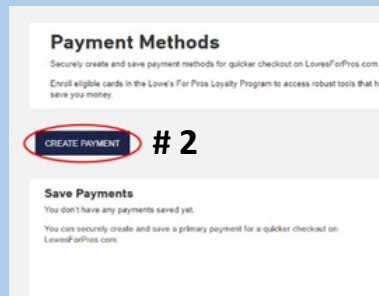
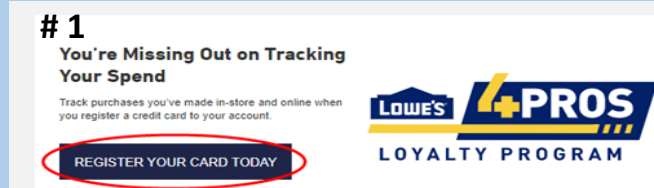
Optional

REGISTER

Step #2 - Saving Payment Method

Once Registered and Logged In:

- Click on "Register Your Card Today" from Main Page
- Click on "Create Payment"
- Enter New Payment Information
- Click "Create Payment". This can be done for multiple cards, including any Lowe's Credit Account (excluding Lowe's Advantage).



Add a New Payment

Enter your payment information for fast and easy check out.

For personalized offers plus more pro benefits, check the box below to enroll this card in the Lowe's For Pros Loyalty Program.

3

Credit Card Nickname Credit Card Number Exp. Date

Credit Card Nickname Credit Card Number MM/YYYY

☐ Set as my primary payment method

☒ Register this card to join Lowe's for Pros Loyalty Program

Terms & Conditions

4

CREATE PAYMENT CANCEL

The simplest way to connect any form of payment, including your Trinity-linked LAR, is to input your card number under the "Create Payment" method outlined above. This will allow you to use it as a form of payment at checkout, and you can also set it as your primary form of payment. Saving your card at checkout for future purchases will accomplish the same thing. Purchases made with a Trinity-linked LAR will show up on your statement and reflect the additional 2% discount, on top of the 5%-20% tiered discounts. **IMPORTANT:** Existing Trinity LAR account holders will also need to establish a [LowesForPros.com](https://www.lowesforpros.com) account following the above steps and link their LAR to continue participating in the Trinity program with Lowe's, regardless if you intend to make online purchases. If you were not issued cards with your LAR account, or if you have any other questions about how to link accounts, contact:

Michelle Halverson – Lowe's National Account Manager

843-735-8603 Michelle.M.Halverson@lowes.com (If you cannot reach Michelle, call the Trinity office at 615-672-0229).