































































**2023 JOHN LUCAS CAMP MEASUREABLES**






















#	PHOTO	LAST NAME	FIRST NAME	CITY, STATE	SCHOOL	GRAD. YR	POS	HEIGHT (FT)	WEIGHT	REACH	Overall Rank	Vertical Height	Vertical FT	Vertical Impulse	PPO	PPO/Mass	Jump Rank	Lane Agility Total	Agility Rank	3qt Sprint 10Y	3qt Sprint 25Y	3qt Sprint 10Y Vel	3qt Sprint 25Y Vel	Sprint Rank
0		Miller	Jahari	Atlanta, GA	Overtime Elite Academy	2027	G	6.2	184	77	116	25	655.00	575.09	9247.08	51.66	89	12.676	101	1.711	3.533	5.845	11.322	125
1		Thomas	Mayson	San Antonio, TX	Pieper High School	2026	G/F	6.4	210	77	68	25	663.00	650.40	10276.86	51.38	71	12.297	82	1.584	3.313	6.313	12.074	46
2		Walker	Christian	Bethesda, MD	DeMatha Catholic High School	2026	G	5.8	158	72.5	118	25	650.00	526.06	8564.31	51.90	94	13.590	133	1.661	3.435	6.02	11.645	102
3		Howard	Jax	Shelbyville, TN	The Webb School Bell Buckle	2025	G	6.0	153	68	32	26	666.00	506.34	8268.04	53.34	65	10.542	3	1.651	3.339	6.057	11.98	60
4		Ozelik	Eren	Houston, TX	St Francis Episcopal	2025	F	6.5	198	80	132	24	646.00	627.39	10020.62	50.610	95	13.478	131	1.691	3.605	5.914	11.096	132
5		Cooper	Camden	St Augustine	St Johns Country Day	2027	G	6.3	136	77.5	70	25	655.00	465.85	7706.88	53.15	87	12.093	66	1.525	3.314	6.557	12.07	48
6		Syon	Corey	Stafford, TX	St Francis Episcopal	2025	G	5.7	141	69	19	27	692.00	509.14	8304.35	55.36	34	9.848	2	1.65	3.346	6.061	11.955	61
8		Brown	Austin	Lufkin, TX	Lufkin High School	2026	G	6.6	187	77	111	23	627.00	568.96	9251.69	50.010	112	12.570	93	1.588	3.435	6.297	11.645	101
9		Williams	Christian	Parker, CO	Chaparral High School	2027	G	6.1	180.6	76.75	134	23	632.00	542.49	8845.55	50.55	106	13.738	134	1.639	3.54	6.101	11.299	126
10		Kee	Jordyn	Sunrise, FL	Sagemont Preparatory School	2025	G/F	6.2	176	76.5	50	29	719.00	617.17	9720.42	55.55	16	11.415	25	2.271	3.879	4.403	10.312	138
12		Thompson	Jaxson	Dallas, TX	GreenHill	2026	G	6.0	149.6	74.5	23	28	704.00	517.97	8429.04	56.19	24	11.271	15	1.616	3.352	6.188	11.933	63
13		Thomas	Christian	Baltimore, MD	Dobie High School	2025		6.6	205.6	79	83	23	619.00	607.24	9857.00	49.28	117	12.644	99	1.507	3.22	6.636	12.422	12
15		Tezeno	Roderick	Opelousas	Opelousas Catholic School	2026	G	6.2	162	77	36	28	706.00	588.70	9356.03	55.04	21	12.474	86	1.554	3.263	6.435	12.259	25
17		Grimsley	Gabe	Lutz, FL	Berkeley Prep	2027	G	5.9	144	71	30	29	718.00	510.66	8350.72	57.59	17	12.467	85	1.566	3.256	6.386	12.285	21
19		Howard Jr	Gregory	Alpharetta, GA	St Francis High School	2025	G	5.9	166	75.5	39	27	685.00	554.39	8912.10	54.01	47	12.017	58	1.534	3.291	6.519	12.154	40
20		Chaves	Jasper	Oklahoma city, OK	Southmoore High School	2027	G/F	6.3	148	79	52	27	685.00	520.79	8459.10	54.57	46	12.987	118	1.547	3.26	6.464	12.27	23
21		Bowman	Jeremiah	Conyers, GA	Wilson Academy	2025	G	6.5	203	79.5	122	21	593.00	581.73	9622.44	48.110	131	12.567	92	1.605	3.497	6.231	11.438	115
22		Williams	Caleb	Ruskin, FL	DME Academy	2025	G	6.3	190	78	85	24	642.00	566.82	9166.88	50.93	99	12.072	62	1.579	3.366	6.333	11.884	72
23		Brown	Christian	Houston, TX	Clear Brook High School	2027	G	5.8	143.6	71.5	6	35	793.00	564.00	9194.24	63.410	1	11.865	49	1.518	3.132	6.588	12.771	3
25		Green	Terry(jay)	Alabaster, AL	Thompson High School	2026	G	5.9	194	73.5	105	21	594.00	524.44	8725.28	48.47	130	12.019	59	1.625	3.416	6.154	11.71	93
























52		Pace	Alex	Alpharetta, GA	Norcross High School	2026	G	6.1	165	76	38	27	692.00	560.05	8983.85	54.45	33	11.158	12	1.663	3.43	6.013	11.662	99
53		Rawlins	Halon	Brooklyn, NY	Nazareth Regional High	2025	G	6.5	196	80	79	24.91	655	224.89	4309.38	61.56	91	11.483	28	1.65	3.433	6.061	11.652	100
54		Bryant	Alexander	Rye, NY	Iona Prep	2024	G/F	6.6	187	84.5	92	29	721.00	689.62	10647.85	54.600	13	14.208	137	1.611	3.425	6.207	11.679	96
55		Haynes Jr	Cedric	Woodstock, GA	Woodstock High School	2025	G	6.3	166	77	91	26	677.00	581.12	9284.00	53.050	53	13.260	127	1.517	3.354	6.592	11.926	65
56		Williams	Jadarian	Spring, TX	Bellaire High School	2027	G	5.9	144.4	70	21	27	690.00	490.75	8057.27	55.570	36	11.944	54	1.561	3.201	6.406	12.496	8
57		Tucker	Micah	Alpharetta, GA	Huntington Prep	2025	G	6.3	185	77	44	23	629.00	570.77	9270.39	50.11	110	11.151	11	1.591	3.286	6.285	12.173	37
60		Bailey	Solo	Santa Monica, CA	Crossroads High School	2025	G	6.2	168.8	74	1	32	759.00	670.12	10386.97	57.710	2	11.443	27	1.39	2.97	7.194	13.468	1
61		George	Trey	Pompano Beach, FL	Blanche Ely High School	2025	G	5.8	147	74	14	31	741.00	567.00	9098.80	58.33	4	12.225	72	1.54	3.172	6.494	12.61	5
62		Mosley	Mazi	Sherman Oaks, CA	St. Francis High School	2025	G	6.4	152	77	22	27	688.00	556.82	8942.76	54.200	38	10.978	6	1.618	3.333	6.18	12.001	57
63		Staton	Xavion	Las Vegas, NV	Sierra Vista	2025	C	6.8	194	84	76	27	688.00	674.93	10528.26	52.64	40	13.850	135	1.552	3.288	6.443	12.165	39
65		Picott	Maurice	Douglasville	New Manchester High School	2026	G	5.9	148.4	67.5	113	25	655.00	449.79	7480.38	53.43	90	14.025	136	1.607	3.378	6.223	11.841	80
66		Dunson	Gregory	Douglasville, GA	Alexander High School	2026	G	6.0	195	72.5	27	25	662.00	600.72	9587.50	51.82	73	11.573	33	1.583	3.25	6.317	12.308	17
67		Terrell	Dakotah	Oklahoma	Pocola	2025	F	6.8	229.2	83.5	20	32	754.00	739.67	11236.66	56.180	3	12.500	88	1.53	3.185	6.536	12.559	6
67								6.8	200	78														
68		Hayes	Dorian	Missouri City, TX	Ridge Point High School	2025	G	6.3	156	79	35	30	732.00	556.52	8954.82	57.77	5	11.893	51	1.686	3.369	5.931	11.873	75
69		Todd	Derek "DJ"	Hampton, VA	Kecoughtan High School	2025	G/F	6.5	177	81	72	24	643.00	567.70	9176.44	50.98	97	12.296	81	1.528	3.269	6.545	12.236	28
70		Jamison	Tyrone	Shreveport, LA	Calvary Baptist Academy	2027	G	6.2	144	73	96	24.1	642	440.86	7354.88	52.53	98	12.007	57	1.676	3.466	5.967	11.541	107
71		McCurdy	Bryce	Mount Vernon, NY	Mount Vernon High School	2025	G	6.0	149	73	11	28	704.00	535.23	8655.54	55.84	23	11.702	37	1.547	3.246	6.464	12.323	16
72		Joseph	Landen	Sunrise, FL	Northeast High school	2025	G	6.1	141.4	75.25	100	23	627.00	476.69	7892.69	50.92	113	12.677	102	1.497	3.329	6.68	12.016	56
74		Lowe	Eian	Missouri City, TX	Thurgood Marshall Academy	2025	G	5.8	137.4	70	7	28	706.00	484.81	7997.03	57.12	19	11.070	9	1.644	3.277	6.083	12.206	31
75		Able	Matt	Parrish	Berkeley Prep School	2025	G	6.4	179	80.5	3	30	728.00	642.75	10043.85	55.80	7	11.528	30	1.583	3.232	6.317	12.376	13

76		Springer	Messiah	Toronto, Ontario	Uchenna Academy	2025	G	6.7	197.4	82	133	22	609.00	597.43	9765.59	48.83	122	12.776	109	1.734	3.584	5.767	11.161	130
78		Maxwell Aponte	Aiden	Atlanta, GA	Eagles Landing High School	2026	G	6.1	180	78.5	87	24	640.00	517.97	8468.29	51.32	101	11.849	47	1.598	3.402	6.258	11.758	87
79		Ogden	Bo	Austin, TX	St. Michael's Academy	2026	G	6.4	181	79	34	25	658.00	516.40	8415.70	52.60	84	11.359	20	1.52	3.265	6.579	12.251	26
80		Polite	Ethan	Maumelle, AR	Maumelle Charter High School	2027	G	6.0	144	72	128	23	627.00	449.01	7484.99	51.27	115	12.786	110	1.69	3.524	5.917	11.351	123
83		Delancy	Oneal	St Petersburg, FL	Mt Moriah Christian Fundamental	2027	G	6.3	157.6	74.25	120	22	607.00	461.49	7708.99	49.74	124	12.711	105	1.634	3.454	6.12	11.581	105
84		Stone	Trace	Houston, TX	St Francis	2025	G	5.8	167	64	108	22	607.00	461.49	7708.99	49.740	125	11.788	42	1.706	3.576	5.862	11.186	128
85		Charlotin	Alexandre	Montreal, Canada	NPU	2024	G	6.1	167	79.5	54	25	664.00	521.11	8474.74	52.970	68	11.273	16	1.696	3.449	5.896	11.598	104
86		Anderson	King	Houston, TX	Westbury Christian School	2025	G	5.8	162	73	112	25.29	661	583.6	9351.15	51.95	77	12.756	108	1.696	3.516	5.896	11.377	121
88		Criss	Donovan	San Antonio, TX	SA Brennan	2026	G	6.4	169	80	62	25	661.00	551.17	8898.15	52.34	76	11.746	39	1.618	3.372	6.18	11.862	79
89		Samuels	Kamani	Montreal, Canada	Hamilton Heights Catholic HS	2026	G	6.2	165	78	43	26	674.00	528.96	8574.33	53.59	57	12.081	63	1.598	3.286	6.258	12.173	36
91		Nwakwesi	Chika	Toronto, Ontario, Canada	Uchenna Academy	2024	F/C	6.8	181.6	82.5	106	25	659.00	646.48	10237.50	51.19	82	13.101	124	1.586	3.369	6.305	11.873	76
92		Folk	Sincere	Brooklyn, NY	South Shore High School	2026	G	6.0	158.4	74.25	5	28	702.00	550.93	8861.11	55.38	26	10.752	4	1.639	3.259	6.101	12.274	22
93		Jernigan	Matthew	Durham, NH	Oyster River	2026	G	6.3	166.6	74.5	55	28	698.00	582.03	9272.42	54.54	31	12.549	91	1.576	3.357	6.345	11.915	66
95		Summers	Neil	Laramie, WY	Laramie High School	2025	F	6.5	280	79	139	19	562.00	551.32	9355.93	46.780	138	13.179	125	1.69	3.581	5.917	11.17	129
96		Browne	Bryce	Buford, Georgia	St.Francis High School	2025	G	6.0	165	75	9	28	703.00	568.96	9098.06	55.14	25	11.544	31	1.59	3.245	6.289	12.327	15
98		Codio	Cameron	Winter Garden, FL	Bishop Moore Catholic	2024	G	6.1	143	74	40	27	687.00	488.61	8026.52	55.36	41	11.802	43	1.595	3.353	6.27	11.93	64
99		Olivier IV	Athan	Baton Rouge, LA	Dunham School	2026	G	5.9	155	69	10	30	730.00	590.81	9386.05	56.89	6	11.635	34	1.614	3.277	6.196	12.206	32
101		Lum	Rhaki	Philadelphia, PA	Lincoln Park Performing Arts	2025	G	6.1	180.4	77.5	41	26.99	687	539.16	8706.02	54.41	43	11.709	38	1.63	3.367	6.135	11.88	73
103		Jackson	Jeremy	Spring Hill, TN	Columbia Academy	2025	G/F	6.3	185	78	18	29	720.00	660.41	10274.73	54.95	15	12.226	73	1.528	3.131	6.545	12.775	2
104		Colbert	Javen	Decatur, TX	Decatur High School	2025	G	6.0	140	72.5	53	26	675.00	496.63	8131.37	54.210	55	12.282	79	1.597	3.327	6.262	12.023	53
105		Neal	Amare	Swifton, AR	Tuckerman High School	2025	G	5.6	160	70.5	12	27	688.00	506.20	8263.26	55.09	39	11.343	18	1.599	3.25	6.254	12.308	19



106		Bryant	Landon	Lavergne, TN	Lavergne High School	2025	G/F	6.3	149	79	86	23	623.00	443.09	7402.48	51.050	116	11.865	50	1.619	3.361	6.177	11.901	69
107		Hodge	Christian	Houston, TX	St Francis Episcopal Upper School	2025	G/F	6.2	197	80.5	33	29	722.00	690.57	10658.59	54.66	11	12.245	76	1.554	3.301	6.435	12.118	42
108		Shelton	Bentley	Newburgh	Evansville Harrison High School	2026	G	6.2	186	79	137	18.49	544	506.98	8754.75	46.08	140	12.613	97	1.722	3.698	5.807	10.817	136
110		Merrett	Cy	New Orleans, LA	St. Augustine High School	2025	G/F	6.3	185.6	83	49	28	699.00	634.29	9962.32	53.85	29	12.247	77	1.62	3.363	6.173	11.894	70
111		Rayfield	Kiadon	Oklahoma City, OK	Putnam City West	2025	F	6.6	185	87	110	22	615.00	542.98	8914.26	49.52	119	12.085	65	1.638	3.501	6.105	11.425	119
112		Livingston	Randy	Florida	Isidore Newman	2026	G	6.1	160	74.5	57	27	687.00	572.85	9159.02	53.88	42	12.319	84	1.567	3.352	6.382	11.933	62
113		Olatunbosun	Tre	Houston, TX	Tomball Memorial	2026	G	5.8	143	72	82	24	633.00	434.68	7269.46	51.920	104	11.142	10	1.699	3.481	5.886	11.491	113
114		Garrett	Elijah	Beaumont, TX	Beaumont West Brook High School	2026	G	6.1	169	77	95	25	659.00	549.51	8878.50	52.23	81	12.317	83	1.701	3.407	5.879	11.741	90
115		Aguino	Kenyon	Albuquerque, NM	Volcano Vista High School	2025	F	6.5	209.4	79.25	94	25	661.00	476.60	7856.25	53.440	75	12.537	90	1.615	3.393	6.192	11.789	85
116		Walls	Nigel	Houston, TX	St. Francis Episcopal	2025	F/C	6.9	189.6	81.5	78	26	669.00	623.47	9883.35	52.02	62	12.536	89	1.653	3.358	6.05	11.912	67
117		Yusuf	Fami	Sioux City, IA	Sioux City East	2027	G	6.3	159.8	75	89	24	644.00	505.41	8280.02	51.750	96	12.001	56	1.653	3.404	6.05	11.751	89
118		Laboy, II	John	Houston, TX	St Francis Episcopal	2025	G	6.3	177	77	24	26	679.00	233.13	4547.68	64.97	50	11.176	13	1.602	3.306	6.242	12.099	45
121		Spratt	Tyler	Farmington Hill, MI	North Farmington High School (MI)	2024	C	6.3	196	83	104	21	598.00	557.31	9213.77	48.490	128	12.687	104	1.554	3.32	6.435	12.048	49
123		Cenac Jr	Christopher	New Orleans, LA	Isadore Newman	2025	F	6.9	221.2	86	77	26	675.00	662.18	10396.37	51.98	54	11.965	55	1.618	3.475	6.18	11.511	109
124		Harvey	O'Marion	Katy, TX	St Francis Episcopali	2025	G	6.6	181	81	59	27	692.00	610.97	9663.35	53.690	32	12.063	61	1.568	3.428	6.378	11.669	97
125		Battie	Dawson	Plano, TX	St. Mark's School of Texas	2027	G/F	6.6	200	80	136	23	629.00	613.96	9904.59	49.77	109	13.332	129	1.731	3.679	5.777	10.873	135
126		Onwe	Edison	San Antonio, TX	Antonian College Prep	2025	G	6.5	195	79.5	102	25	654.00	561.38	9056.13	51.750	92	12.154	70	1.683	3.48	5.942	11.494	112
127		Andrews	Joaquin	Houston, TX	Stratford High School	2025	G/F	6.4	196.4	78.75	66	26	678.00	665.12	10426.58	52.13	51	12.276	78	1.587	3.361	6.301	11.901	68
128		Yusuf	Naef	Sioux City, IA	Sioux City East	2026	G	6.1	178	77	81	26	671.00	592.43	9450.30	53	60	12.054	60	1.729	3.44	5.784	11.628	103
130		Simeus	Maleek	Pearland, TX	Glenda Dawson	2026	G	6.0	170	75	84	24	634.00	537.99	8773.79	50.72	103	12.865	113	1.546	3.24	6.468	12.346	14
132		Allen	Donovan	Huntington	Knox School	2027	G	5.4	177	67.5	141	14	455.00	312.45	5827.96	41.63	141	15.985	139	2.211	4.752	4.523	8.418	140

134		Henry	Miles	Seattle, WA	O'Dea High School	2026	G	6.3	188	75	73	26	678.00	615.23	9747.08	52.690	52	12.686	103	1.606	3.328	6.227	12.019	55
135		Davis	Isaiah	Seattle, WA	Garfield High School	2027	G	6.1	181.2	76	130	21	584.00	515.61	8637.59	47.990	133	12.811	111	1.665	3.476	6.006	11.507	110
136		Bratton	Solomon	Atlanta, GA	Wheeler High School	2027	G/F	6.5	190	81	131	19	552.00	511.73	8774.71	46.430	139	12.750	107	1.625	3.478	6.154	11.501	111
138		Williams-Adams	Sebastian	Houston, TX	St. John's School	2025	F	6.5	220	85	26	29	723.00	709.26	10895.85	54.480	10	12.230	74	1.52	3.28	6.579	12.195	34
139		Ward	Cameron	Largo, MD	Largo High School	2025	F	6.7	203	82	25	26	666.00	653.35	10306.54	51.530	66	9.830	1	1.567	3.321	6.382	12.045	50
140		Martin	Miller	Houston, TX	Houston Christian	2026	F	6.5	181.6	76	71	24	639.00	579.84	9364.77	50.620	102	11.393	24	1.604	3.371	6.234	11.866	78
141		Swinson	Carmelo	Portsmouth, VA	I.C. Norcom High School	2026	G	6.0	206	72	127	21	597.00	556.37	9204.87	48.45	129	12.597	96	1.683	3.518	5.942	11.37	122
142		Wade	Preston	Murfreesboro, TN	Providence Christian Academy	2025	F	6.6	181	81	123	22	609.00	537.69	8859.59	49.22	123	13.522	132	1.606	3.39	6.227	11.799	83
143		Smiley	Legend	Seattle, WA	Garfield High School	2025	G	6.5	180	80	48	27	686.00	672.97	10507.80	52.540	45	11.896	52	1.59	3.368	6.289	11.876	74
145		Kidd	Zeplin	Alpharetta, GA	Kings Ridge	2025	G	6.5	196	76.75	63	25	657.00	644.52	10217.91	51.090	85	11.557	32	1.626	3.37	6.15	11.869	77
146		Booker	Malachi	Cypress, TX	St John's School	2027	G/F	6.4	185	79	51	26	670.00	607.97	9666.81	52.25	61	11.523	29	1.655	3.418	6.042	11.703	94
147		Lewis	Acaden	Washington, DC	Sidwell Friends	2025	G	6.3	178	78	90	23	627.00	538.20	8798.69	50.28	114	11.052	8	1.757	3.511	5.692	11.393	120
148		Bolden	Aiden	Murfreesboro, TN	Providence Christian Academy	2026	F/C	6.4	222	82	125	25	650.00	637.65	10149.81	50.75	93			1.686	3.47	5.931	11.527	108
149		D'Alessandro	Brock	Lake Alfred, FL	Discovery High School	2025	G	5.8	135	72.5	135	20	575.00	394.85	6747.95	48.20	135	12.880	115	1.641	3.501	6.094	11.425	118
151		Johnson	DeMarco	Los Angeles, CA	SCA (So Cal Academy)	2025	G	6.3	154	81.5	17	28	708.00	573.00	9150.58	55	18	11.435	26	1.561	3.305	6.406	12.103	44
152		Yusuf	Habeeb	Bala Cynwyd, PA	Hamilton Heights Catholic HS	2025	G/F	6.7	186.4	84.25	99	25	663.00	650.40	10276.86	51.38	72	14.239	138	1.594	3.333	6.274	12.001	58
153		McVey	Jackson	Ellijay, GA	Gilmer High School	2025	C	7.1	220	85	138	22	605.00	593.51	9729.45	48.650	126	13.191	126	1.64	3.636	6.098	11.001	133
154		Gonzales	Rian	Albuquerque, NM	Volcano Vista High School	2025	G	6.2	163	74	80	25	662.00	552.01	8908.00	52.40	74	12.718	106	1.553	3.301	6.439	12.118	41
155		Garland	Jamail	Cibolo, TX	Clemens	2026	G	5.9	169	71.5	28	25	655.00	594.36	9518.88	51.450	88	11.283	17	1.579	3.25	6.333	12.308	18
156		Daniels	Derek	Washington, DC	DeMatha Catholic High School	2027	F	6.6	206.4	85.5	74	28	698.00	684.74	10631.42	53.16	30	13.404	130	1.588	3.326	6.297	12.026	52
157		Oladotun	Babatunde	Silver Spring, MD	DeMatha Catholic High School	2027	G	6.7	158.4	79	140	20	568.00	445.77	7594.40	47.46	136	13.327	128	1.775	3.759	5.634	10.641	137

