

ROCKWOOD®
ASSA ABLOY

Experience a safer
and more open world

ROCKWOOD PRICE BOOK – ACCESSORIES

USA & CANADA PRICES EFFECTIVE MARCH 1, 2024

Table of Contents	Page #
Architectural Finishes	32
Angle Plates	28
Auxiliary Hardware	26
Card Holder	24
Coordinators	26
Corner Guards	20
Covers	27
Custom Strikes	28
Decals	24
Door Edges	20-21
Door Guards	24
Door Knockers & Viewers	24
Door Plates - Kick Plates/Armor Plates	29-31
Door Pulls	15-19
Door Silencers	24
Door Stops	22-23
Fasteners - Spare Parts	37-40
Filler Plates & Shims	28
Flush Bolts	26
Flush Bolts - Manual	23
Flush Pulls	14
Gate Latch	23
Gravity Door Coordinators	23
General Information	7
Hands Free Pulls	18
Latch Protectors	21
Mounting Details	33-36
Mounting Kits	41
Numeric Index	3-6
Overhead Holders & Stops	27
Pivots	28
Privacy Door Latch	24
Pull Plate Sets	13
Pull Plates	19-20
Push and Pull Bars	8
Push Plate Ordering Information	11
Push Plates	12-14
Roller Latches	23
Series 47 Push Bars	9
Series 47 Tubular Push & Pull Bars	10
Signs	25
Surface Bolts	23-24
Trim Protector Bars	28
Vandal Resistant Trim & Vandal Resistant Pulls	19
Wall Guard	24

ROCKWOOD®
ASSA ABLOY

Experience a safer
and more open world

USA & Canada Prices Effective March 1, 2024
Check the websites for the most updated product information.

USA: 800 458 2424 • www.rockwoodmfg.com | Canada: 800 461 3007 • www.assaabloydss.ca
 Copyright © 2021-2024, ASSA ABLOY Accessories and Door Controls Group, Inc. All rights reserved. Reproduction in whole or in part without the express written permission of ASSA ABLOY Accessories and Door Controls Group, Inc. is prohibited.

No.	Description	Page	No.	Description	Page
10-PB	Push Bar.....	8	96	Flush Pull.....	14
10BO	Bracket for #10.....	8	102-RKW	Straight Door Pull.....	15
11-PB – 18-PB	Push Bars.....	8	102 x 70	Pull Plates.....	19
19-PB	Push Bar.....	8	105	Straight Door Pull.....	15
20-PB – 23-PB	Pull Bars.....	8	105 x 70	Pull Plates.....	19
25-PB – 26-PB	Push Bars.....	8	106-RKW	Straight Door Pull.....	15
27-PB – 30-PB	Push Pull Bar Sets.....	8	106 x 70	Pull Plates.....	19
31-PB – 32-PB	Pull Bars.....	8	107	Straight Door Pull.....	15
33-PB – 34-PB	Push Bars.....	8	107 x 70	Pull Plates.....	19
35-PB – 36-PB	Push Pull Bar Sets.....	8	107 x 73B/73BL	Pull Plate Set.....	13
40-PB – 42-PB	Screen Door Guards.....	8	108 – 110-RKW	Straight Door Pull.....	15
43-PB – 45-PB	Push Bars.....	8	110 x 70	Pull Plates.....	19
47-PB, -2-PB, -3-PB	Series 47 Push Bars.....	9	110 x 73C/73CL	Pull Plate Set.....	13
48-PB	Series 47 Push Bar.....	9	110-6SP	Security Door Pull.....	15
49-PB	Push Bar.....	10	111, 111A	Straight Door Pull.....	15
50-PB	Pull Bar.....	8	111 x 70	Pull Plates.....	19
51-PB	Push Bar.....	8	111 x 73C/73CL	Pull Plate Set.....	13
51BO	Bracket for #50.....	8	112	Straight Door Pull.....	15
52-PB	Push Pull Bar Set.....	8	118	Straight Door Pull.....	15
53-PB	Push Pull Bar Set.....	8	120 – 122-RKW	Door Pulls.....	16
70 Series	Push Plates - .050" Thick.....	12	122 x 70	Pull Plates.....	19
71 Series	Push Plates - .062" Thick.....	12	123	Door Pull.....	16
73 Series	Push Plates - .125" Thick.....	13	123 x 70	Pull Plates.....	19
75 Series	Push Plates - .125" Thick.....	13	125-RKW	Door Pull.....	16
76 Series	Decorative Push Plates - .050" Thick.....	13	125 x 70	Pull Plates.....	19
77 Series	Decorative Push Plates - .050" Thick.....	13	126-RKW	Door Pull.....	16
80 – 86	Push Plates - .050" Thick.....	14	126 x 70	Pull Plates.....	19
87	Push Plate - .125" Thick.....	14	130-RKW – 132-RKW	Cast Door Pulls.....	16
90, 90B	Cylinder Pulls.....	14	132 x 70	Pull Plates.....	19
91-RKW – 93-RKW	Combination Push Pull Plates.....	14	134-RKW – 137	Cast Door Pulls.....	16
94, 94BTB	Flush Pulls.....	14	137 x 70	Pull Plates.....	19
94C	Flush Pull.....	14	138 – 139	Cast Door Pulls.....	16
94DLL, 94DLS	Dead Lock Flush Pulls.....	14	147, 147L	Cast Door Pulls.....	16
94L, 94P	Flush Pulls.....	14	147 x 76, 77	Decorative Pull Plates.....	20
94P x 94L	Flush Pull Set.....	14	148	Cast Door Pull.....	16
95A, 95B	Flush Pulls.....	14	148 x 76, 77	Decorative Pull Plates.....	20
95R	Flush Pull - Round.....	14	149	Cast Door Pull.....	16

USA & Canada Prices Effective March 1, 2024

Check the websites for the most updated product information.

USA: 800 458 2424 • www.rockwoodmfg.com | Canada: 800 461 3007 • www.assaabloydss.ca

Copyright © 2021-2024, ASSA ABLOY Accessories and Door Controls Group, Inc. All rights reserved. Reproduction in whole or in part without the express written permission of ASSA ABLOY Accessories and Door Controls Group, Inc. is prohibited.

ROCKWOOD®

ASSA ABLOY

Experience a safer
and more open world

No.	Description	Page	No.	Description	Page
185	Offset Door Pull.....	18	491-RKW – 494S	Automatic Door Holders & Stops	23
190-RKW	Straight Door Pull.....	10	495	Concealed Magnetic Door Stop	23
193	Hospital Door Pull	18	505-RKW – 508	Cast Brass Door Stops	23
208	Wooden Door Pull.....	18	517	Aluminum Door Stop.....	23
215, 215L	Tapered Door Pulls.....	18	518 – 519	Cast Brass Door Stops	23
290 – 296	Corner Guards.....	20	520	Replacement Bumper.....	23
300 – 302B	Mortise Door Edges	20	525 – 526	Spring Base Door Stops	23
304 – 307	Non-Mortise Door Edges.....	21	528	Hinge Pin Stop.....	23
308 – 310B-BS	Overlapping Door Edges.....	21	550 Series	Lever Ext. Flush Bolt, Guide & Strike	23
320-RKW – 330	Latch Protectors	21	554 Series	Rabbit Piece, Guide & Strike	23
400 – 405	Solid Cast Wall Stops.....	22	555 Series	Lever Ext. Flush Bolt, Bolt Head, Guide & Strike.....	23
406 – 409	Wrought Wall Stops	22	555ROD	Optional Bolt Lengths	23
412 – 416	Solid Cast Wall Stops.....	22	555 x BFB	Flush Bolt w/Bottom Fire Bolt	23
426	Wall Stop	22	556WS	Lever Ext. Wind Storm Flush Bolt	23
430-RKW	Solid Cast Wall Stop	22	557 Series	Lever Ext. Flush Bolt & Strike.....	23
431-RKW, 432W	Wall Stops	22	570	Dust Proof Strike.....	23
440 – 441	Low Dome Stops	22	576, 576B	Gravity Door Coordinator.....	23
441CU	Dome Stop Combination Unit.....	22	580 Series	Surface Bolts	23
441H	Cast Universal Dome Stop.....	22	582 Series	Surface Bolts	23
442 – 443	High Dome Stops.....	22	585 Series	Heavy Duty Surface Bolts	23
444	Cast Door Stop Riser.....	22	590 – 594	Roller Latches.....	23
445, 445H	Heavy Duty Door Stops	22	602	Secret Gate Latch	23
446	Door Stop.....	22	603 – 604 Shim	Door Guards w/Shim.....	24
449	Door Stop Riser.....	22	605, 605SMS	Door Guard Protection Plates	24
455	Curved Roller Stop.....	22	606-RKW	Wall Guard.....	24
456-RKW, 456L	Straight Roller Stops.....	22	PDLAA	Privacy Door Latch	24
458	Kick Down Door Stop	22	608-RKW – 609	Door Silencers.....	24
459	Spring Loaded Plunger Stop.....	22	611	Door Knocker	24
460 – 461L	Kick Down Door Stops	22	614, 614V	Door Knockers	24
462 – 468-RKW	Heavy Duty Door Stops	22	619	160° Door Viewer	24
470 – 481	Door Stops	22	620	160° Door Viewer	24
481MP	Heavy Duty Mounting Plate.....	22	620VC	Viewer Cover for 619	24
482 – 485	Door Stops	22	621	160° Door Viewer	24
486	Angle Door Stop.....	22	622	190° Door Viewer	24
487	Heavy Duty Wall Stop	22	622VC	Viewer Cover for 622.....	24
488 – 489	Door Stops.....	23	624	160° Door Viewer w/Cover.....	24
490	Door Holder & Stop	23			



Experience a safer
and more open world

USA & Canada Prices Effective March 1, 2024
Check the websites for the most updated product information.

USA: 800 458 2424 • www.rockwoodmfg.com | Canada: 800 461 3007 • www.assaabloydss.ca
Copyright © 2021-2024, ASSA ABLOY Accessories and Door Controls Group, Inc. All rights reserved. Reproduction in whole or in part without the express written permission of ASSA ABLOY Accessories and Door Controls Group, Inc. is prohibited.

No.	Description	Page
626 – 629	190° Door Viewers w/Cover	24
630 Series	Surface Bolts	24
651	Card Holder	24
660, 661, 662-RKW	Decals	24
670 Series	Engraved Signs	25
674H, 674L	Engraved Signs	25
700 – 702	Hand Rail Brackets	26
790	Small Coat Hook	26
796	Small Double Coat Hook	26
802, 806	Medium Coat Hooks	26
841	Ball Knob	26
845	Utility Pull	26
850 – 856-RKW	Wire Pulls	26
860	Flush Cup Pull	26
870	Wrought Flush Pull	26
872	Cast Flush Pull	26
880	Cast Lever Edge Pull	26
885	Concealed Edge Pull	26
890 – 891	Pocket Door Pulls	26
900 – 901	Magnetic Catches	26
910 – 911	Adjustable Ball Catches	26
1100	Carry Bar	26
1700	Door Coordinator	26
2600 Series	Door Coordinators	26
2805	Self Latching Flush Bolt (Top Only)	26
2840, 2842	Automatic Flush Bolt Sets	26
2845	Combination Flush Bolt Set	26
2848, 2849	Flush Bolts w/Bottom Fire Bolt	26
2905	Self Latching Flush Bolt (Top Only)	26
2940, 2942	Automatic Flush Bolt Set	26
2945	Combination Flush Bolt Set	26
2948, 2949	Flush Bolts w/Bottom Fire Bolt	26
2960, 2962	Automatic Flush Bolts	26
11047, -2, -3	Straight Push Pull Bar Sets	9
11147, -2, -3	Straight Push Pull Bar Sets	9
111A47, -2, -3	Straight Push Pull Bar Sets	9
11247, -2, -3	Straight Push Pull Bar Sets	9

No.	Description	Page
11847	Straight Push Pull Bar Set	9
19049	Straight Single Bar Set	10
AP1007 – AP1141	Arm Pulls	18
BF97, BF97L	Barrier Free Flush Pulls	14
BF150 – BF159	90° Offset Door Pulls	17
BF156 – BF159 C17	90° Offset Door Pull Sets	17
BF160 – BF169	45° Offset Door Pulls	18
BF195	Offset Door Pull	10
BF257 – BF260	Heavy Duty Offset Door Pulls	19
BF680 Series	Engraved Signs w/Braille	25
BF683 – BF689	ADA Tactile Signs w/Braille	25
BF15647, -2, -3	Offset Push Pull Bar Sets	9
BF15747, -2, -3	Offset Push Pull Bar Sets	9
BF157A47, -2, -3	Offset Push Pull Bar Sets	9
BF15847, -2, -3	Offset Push Pull Bar Sets	9
BF15947	Offset Push Pull Bar Set	9
BF19549	Offset Single Bar Set	10
BFLG10 – BFLG16	Latch Guard Covers	27
BFM624, BFM625	All Gender Restroom Signs	25
BFM682 – BFM689	Tactile ADA Molded Plastic Signs w/Braille	25
BFRC12, BFRC24	Vertical Rod Covers	27
BP47, -2, -3	Series 47 Push Bars w/Base Plate	9
CP10 – CP10HD	Pivots - Standard Head	28
CP40 – CP40HD	Pivots - Standard Floor	28
CPK2840	Cover Plate Kit	26
CS Series	Custom Strikes	28
D89	Security Flush Pull	14
D133-RKW	Security Loop Door Pull	16
DF86	Door Edge Filler Plate	28
DFF4	Frame Hinge Filler Plates	28
DFF5	Frame Hinge Filler Plates	28
DHF4B	Door Hinge Filler Plates	28
DHF4S	Door Hinge Filler Plates	28
DHF5B	Door Hinge Filler Plates	28
DHF5S	Door Hinge Filler Plates	28
FB-1, -2	Filler Bars	26

USA & Canada Prices Effective March 1, 2024

Check the websites for the most updated product information.

USA: 800 458 2424 • www.rockwoodmfg.com | Canada: 800 461 3007 • www.assaabloydss.ca

Copyright © 2021-2024, ASSA ABLOY Accessories and Door Controls Group, Inc. All rights reserved. Reproduction in whole or in part without the express written permission of ASSA ABLOY Accessories and Door Controls Group, Inc. is prohibited.

ROCKWOOD®

ASSA ABLOY

Experience a safer
and more open world

No.	Description	Page	No.	Description	Page
FBF48	Flush Bolt Filler Plate.....	28	R101LPB	Trim Protector Bars.....	28
FBS48	Flush Bolt Strike Filler Plate.....	28	R102LPB	Trim Protector Bars.....	28
FC161	Door Face Filler Plate.....	28	R111LPB	Trim Protector Bars.....	28
FD160	Door Face Filler Plate.....	28	R112LPB	Trim Protector Bars.....	28
FP1230	Foot Pull.....	18	R115LPB	Trim Protector Bars.....	28
HD2230	Heavy Duty Trim Protector Bars.....	28	R116EDPH	Exit Device Protector.....	28
HD2240	Heavy Duty Trim Protector Bars.....	28	R116EDPL	Exit Device Protector.....	28
HD2250	Heavy Duty Trim Protector Bars.....	28	SD1230	Standard Duty Trim Protector Bar.....	28
HS42	4 Hinge Shims.....	28	SD1240	Standard Duty Trim Protector Bar.....	28
HS44	4 ½" Hinge Shims.....	28	SD1250	Standard Duty Trim Protector Bar.....	28
HS52	5" Hinge Shims.....	28	SD1260	Standard Duty Trim Protector Bar.....	28
HS54	5" Hinge Shims.....	28	SF160	Strike Filler Plate.....	28
K1038	Metal Door Plate - .038" Thick.....	30	SFASA	Strike Filler Plate.....	28
K1050, K1050F	Metal Door Plates - .050" Thick.....	30	SFB160	Strike Filler Plate.....	28
K1050-1 – K1050-8	Shaped Metal Door Plates - .050" Thick.....	31	SP47	Series 47 Push Bar.....	9
K1050A-1 – K1050A-8	Shaped Metal Door Plates - .050" Thick.....	31	SP1001 – SP1079	Fasteners - Spare Parts.....	37-40
K1062	Metal Door Plate - .062" Thick.....	30	T47, -2, -3	Tubular Push Bars.....	10
K1125	Metal Door Plate - .125" Thick.....	30	T110 – T118	Tubular Door Pulls.....	15
K2060 Series	Plastic Door Plates - .060" Thick.....	30	T110 x 70	Tubular Pull Plates.....	20
K2125 Series	Plastic Door Plates - .125" Thick.....	30	T111 x 70	Tubular Pull Plates.....	20
K3125	Laminate Plastic Door Plate - .125" Thick.....	30	T11047	Tubular Straight Push Pull Bar Sets.....	10
K4125	Clear Plastic Door Plate - .125" Thick.....	30	T11147	Tubular Straight Push Pull Bar Sets.....	10
KB1150 – KB1152	Angle Plates - .050" Thick.....	28	T111A47	Tubular Straight Push Pull Bar Sets.....	10
KIT Series	Mounting Kits for Door Pulls.....	41	T11247	Tubular Straight Push Pull Bar Sets.....	10
LA86	Latch Adapter Plate.....	28	T11847	Tubular Straight Push Pull Bar Set.....	10
LF161	Door Edge Filler Plate.....	28	TBF156 – TBF159	Tubular 90° Offset Door Pulls.....	17
OH100	HD Concealed Overhead Stops.....	27	TBF156 – TBF159 C17	Tubular 90° Offset Door Pull Sets.....	17
OH200	Concealed Overhead Holders & Stops.....	27	TBF15647	Tubular Offset Push Pull Bar Sets.....	10
OH900	HD Surface Overhead Stops.....	27	TBF15747	Tubular Offset Push Pull Bar Sets.....	10
OH1000	Surface Overhead Holders & Stops.....	27	TBF157A47	Tubular Offset Push Pull Bar Sets.....	10
PDLAA	Privacy Door Latch.....	24	TBF15847	Tubular Offset Push Pull Bar Sets.....	10
			TBF15947	Tubular Offset Push Pull Bar Set.....	10
			Type 1 – Type 18	Mounting details.....	33-36
			VRP30	Vandal Resistant Pull.....	19
			VRT12 – VRT26	Vandal Resistant Trim.....	19



Experience a safer
and more open world

USA & Canada Prices Effective March 1, 2024
Check the websites for the most updated product information.

USA: 800 458 2424 • www.rockwoodmfg.com | Canada: 800 461 3007 • www.assaabloydss.ca
Copyright © 2021-2024, ASSA ABLOY Accessories and Door Controls Group, Inc. All rights reserved. Reproduction in whole or in part without the express written permission of ASSA ABLOY Accessories and Door Controls Group, Inc. is prohibited.

Ordering Information

This price list cancels and supersedes all prior listings.

Orders are accepted with the understanding that they will be billed at prices in effect at time of shipment.

Prices are subject to change without notice.

We reserve the right to decline the whole or part of orders in which the price or quantity of goods is not acceptable to us.

Easy Order Placement

USA:

By Phone: 1-800-458-2424 Monday through Thursday 8:00 am ET to 7:30 pm ET, Friday 8:00 am ET to 5:00 pm ET

By Fax: Orders may be faxed to 1-800-922-9212

By Email: orders.rockwood@assaabloy.com

By Internet: <http://extranet.assaabloydss.com/> and select Order Entry under the Customer Service Menu

Canada:

By Phone: 1-800-461-3007 Monday through Friday 8:00 am ET to 5:00 pm ET

By Fax: Orders may be faxed to 1-800-461-8989

By Email: cavau-orders@assaabloy.com

By Internet: <http://extranet.assaabloydss.ca/> and select Order Entry under the Customer Service Menu

Terms and Conditions of Sale

Terms: 1% 15 days, net 30 days

Remit Payment To: PNC Bank/Rockwood, PO Box 644489, Pittsburgh, PA 15264-4489

For Terms & Conditions and Warranty information pertaining to product sales in Canada, please visit www.assaabloy.ca/terms

Freight Policy

Freight Terms Continental US: All orders are F.O.B. factory via the most economical routing. Purchaser assumes the risk of loss or damage in transit.

- **Standard Freight:** For NET orders of \$2,000 or more, freight will be prepaid.
- **Long Length Freight:** All shipments that exceed 96" in packaged length must be shipped LTL. A surcharge fee of \$150 will be applied to all Net orders below \$3,000.
 - Add 4" to the length of the product for finish package length.
- **Extreme Length Freight:** All shipments between 144" – 216" in packaged length must be shipped LTL. A surcharge fee of \$400 will be applied to all orders.

Freight Terms Alaska & Hawaii: All orders are F.O.B. factory via the most economical routing. Purchaser assumes the risk of loss or damage in transit.

- **Standard Freight:** For NET orders of \$2,750 or more, freight will be prepaid.
- **Long Length Freight:** All shipments that exceed 96" in packaged length must be shipped LTL. A surcharge fee of \$250 will be applied to all Net orders below \$3,750.
 - Add 4" to the length of the product for finish package length.
- **Extreme Length & Bulky Freight:** Actual Freight will be charged. Please contact for a freight estimate.

Special Order Material

Special items made to your specifications are not returnable. These items are not subject to cancellation without consideration of expense involved at the cancellation date.

Samples

Salable samples will be charged at regular prices.

Returned Goods

Return no merchandise without written permission from the factory. Authorization will ensure your receiving proper credit. Errors in shipping may occasionally occur. If this is the case immediately notify the factory, and we will gladly make the proper adjustments. If the error is at the customer's end, a minimum charge of 25% plus freight will be incurred for handling. Unauthorized claims for labor or charges will not be allowed. No credit will be allowed beyond six months after invoice date.

Shortages

Claims for shortages must be made within 30 days of invoice date.

Templates

Upon request we will furnish templates for any of our standard items of manufacture. Commonly used templates are available on our website at www.rockwoodmfg.com.

Product Weight Information

NOTE: Weights indicated throughout the price list are approximate for brass, bronze or stainless steel base material. Aluminum base materials weigh approximately 1/3 the listed weights.

Engraving

Engraving may be added on many pulls and plates. Call factory for pricing.

For Terms and Conditions as well as Warranty information pertaining to product sales in Canada, please visit www.assaabloy.ca/terms.

USA & Canada Prices Effective March 1, 2024

Check the websites for the most updated product information.

USA: 800 458 2424 • www.rockwoodmfg.com | Canada: 800 461 3007 • www.assaabloydss.ca

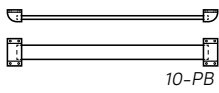
Copyright © 2021-2024, ASSA ABLOY Accessories and Door Controls Group, Inc. All rights reserved. Reproduction in whole or in part without the express written permission of ASSA ABLOY Accessories and Door Controls Group, Inc. is prohibited.

ROCKWOOD®

ASSA ABLOY

Experience a safer
and more open world

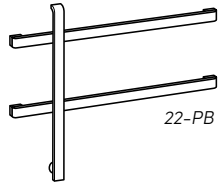
Push and Pull Bars



10-PB



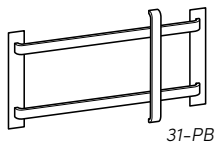
19-PB



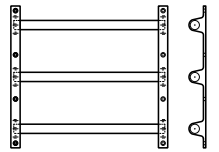
22-PB



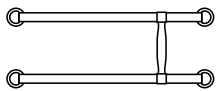
25-PB



31-PB



40-PB



50-PB

Push and Pull Bars							
Part	28/628	3/605 4/606	10/612 10B/613	10BE/BSP	26/625 26D/626	32D/630	32DMS
10-PB		570.00	570.00	651.00	550.00		
10BO		180.00	180.00	210.00	178.00		
11-PB	250.00	470.00	537.00	330.00	519.00	245.00	260.00
12-PB	250.00	470.00	537.00	330.00	519.00	245.00	260.00
14-PB	250.00	537.00	600.00	362.00	583.00	265.00	283.00
15-PB	250.00	537.00	600.00	362.00	583.00	265.00	283.00
18-PB	250.00	537.00	600.00	362.00	583.00	265.00	283.00
19-PB	250.00	537.00	600.00	362.00	583.00	265.00	283.00
20-PB	613.00	1,234.00	1,435.00	792.00	1,389.00	584.00	600.00
21-PB	695.00	1,331.00	1,633.00	883.00	1,584.00	649.00	667.00
22-PB	706.00	1,401.00	1,597.00	914.00	1,550.00	671.00	688.00
23-PB	750.00	1,502.00	1,798.00	959.00	1,747.00	705.00	722.00
25-PB	241.00	470.00	537.00	287.00	519.00	209.00	226.00
26-PB	250.00	502.00	600.00	300.00	583.00	219.00	239.00
27-PB	1,080.00	2,164.00	2,497.00	1,364.00	2,423.00	1,002.00	1,018.00
28-PB	1,191.00	2,331.00	2,831.00	1,481.00	2,749.00	1,054.00	1,105.00
29-PB	1,179.00	2,431.00	2,663.00	1,481.00	2,583.00	1,087.00	1,105.00
30-PB	1,246.00	2,497.00	2,997.00	1,217.00	2,907.00	1,143.00	1,159.00
31-PB	614.00	1,328.00	1,482.00	990.00	1,439.00	726.00	744.00
32-PB	648.00	1,353.00	1,518.00	1,015.00	1,472.00	744.00	763.00
33-PB	533.00	1,053.00	1,180.00	774.00	1,147.00	568.00	587.00
34-PB	565.00	1,094.00	1,226.00	798.00	1,188.00	587.00	604.00
35-PB	910.00	2,379.00	2,657.00	1,765.00	2,581.00	1,297.00	1,312.00
36-PB	934.00	2,445.00	2,737.00	1,813.00	2,675.00	1,328.00	1,347.00
40-PB		494.00	494.00	507.00	478.00		
41-PB		350.00	350.00	360.00	339.00		
42-PB		253.00	253.00	260.00	245.00		
43-PB	285.00	785.00	938.00	640.00	909.00	469.00	487.00
44-PB	264.00	733.00	880.00	603.00	853.00	444.00	460.00
45-PB	248.00	665.00	797.00	570.00	773.00	419.00	435.00
50-PB		655.00	717.00	738.00	693.00		
51-PB		264.00	289.00	299.00	279.00		
51BO		51.00	58.00	60.00	56.00		
52-PB		1,172.00	1,286.00	1,323.00	1,249.00		
53-PB		224.00	251.00	260.00	243.00		

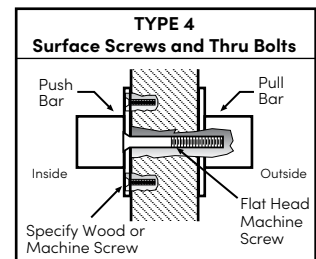
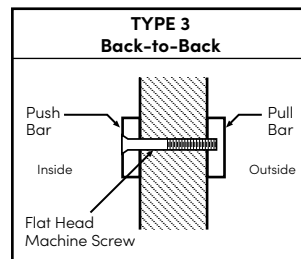
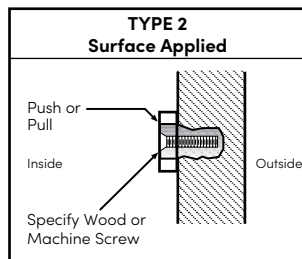
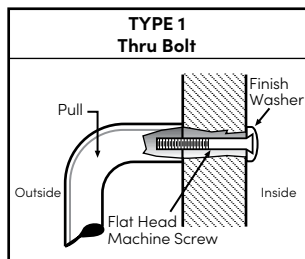
Push & Pull Extra Length Bars

Extra Length Bars						
Description	28/628	3/605 4/606	10/612 10B/613	10BE/BSP	26/625 26D/626	32D/630
Over 3/4" thru 1 1/2"	4.50	7.90	9.20	10.40	7.90	6.90
Over 1 1/2" thru 3"	5.90	10.60	11.90	14.40	10.60	9.60

Bars over 36" add per inch the following additional cost.

Mounting Types for Push Bars 10 through 45 and 50, 51, 52

Mounting charge included in list price.



ROCKWOOD®
ASSA ABLOY

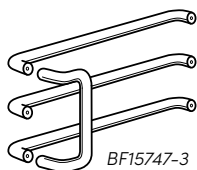
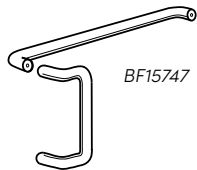
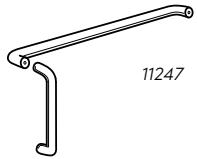
Experience a safer
and more open world

USA & Canada Prices Effective March 1, 2024
Check the websites for the most updated product information.

USA: 800 458 2424 • www.rockwoodmfg.com | Canada: 800 461 3007 • www.assaabloydss.ca
Copyright © 2021-2024, ASSA ABLOY Accessories and Door Controls Group, Inc. All rights reserved. Reproduction in whole or in part without the express written permission of ASSA ABLOY Accessories and Door Controls Group, Inc. is prohibited.

Series 47 Push Bars

Series 47 Push Bars												
Part	28/628	313/710 314 315/711	3/605 4/606	10/612 10B/613	10BE/ BSP	26D/626	26/625	32D/630	32/629	32DMS	32D316	32316
SP47	137.00	165.00	379.00	474.00	448.00	364.00	364.00	334.00	375.00	354.00	492.00	529.00
47-PB	84.00	94.00	303.00	398.00	414.00	299.00	311.00	205.00	236.00	363.00	511.00	535.00
47-2-PB	233.00	285.00	723.00	723.00	841.00	700.00	700.00	604.00	680.00	688.00	940.00	985.00
47-3-PB	347.00	347.00	1,084.00	1,084.00	1,259.00	1,052.00	1,052.00	906.00	1,019.00	1,031.00	1,407.00	1,479.00
48-PB	118.00	138.00	284.00	336.00	266.00	276.00	276.00	185.00	239.00	249.00	303.00	346.00
BP47	187.00	210.00	424.00	424.00	487.00	410.00	410.00	367.00	396.00	383.00	541.00	563.00
BP47-2	374.00	422.00	907.00	907.00	1,048.00	880.00	880.00	788.00	850.00	856.00	1,144.00	1,190.00
BP47-3	487.00	563.00	1,286.00	1,286.00	1,490.00	1,249.00	1,249.00	1,116.00	1,207.00	1,220.00	1,638.00	1,708.00
Straight Single Bar Sets												
11047	131.00	153.00	416.00	529.00	555.00	415.00	425.00	282.00	331.00	486.00	691.00	742.00
111A47	181.00	213.00	546.00	608.00	607.00	527.00	527.00	444.00	492.00	490.00	701.00	749.00
11147	134.00	154.00	431.00	546.00	571.00	424.00	439.00	291.00	338.00	503.00	628.00	713.00
11247	137.00	155.00	441.00	567.00	590.00	439.00	452.00	297.00	347.00	516.00	734.00	786.00
11847	189.00	227.00	606.00	668.00	650.00	587.00	587.00	485.00	534.00	532.00	748.00	791.00
Straight Double Bar Sets												
11047-2	202.00	230.00	670.00	1,339.00	979.00	679.00	687.00	785.00	864.00	804.00	1,108.00	1,173.00
111A47-2	245.00	288.00	791.00	1,409.00	985.00	773.00	780.00	932.00	1,025.00	809.00	1,115.00	1,182.00
11147-2	364.00	418.00	1,203.00	1,354.00	1,001.00	1,189.00	1,226.00	872.00	767.00	821.00	1,050.00	1,149.00
11247-2	206.00	234.00	696.00	1,372.00	1,013.00	688.00	710.00	803.00	882.00	833.00	1,149.00	1,216.00
Straight Triple Bar Sets												
11047-3	280.00	317.00	948.00	2,174.00	1,396.00	954.00	969.00	1,297.00	1,343.00	1,146.00	1,573.00	1,663.00
111A47-3	324.00	374.00	1,069.00	2,242.00	1,398.00	1,049.00	1,064.00	1,440.00	1,613.00	1,148.00	1,583.00	1,669.00
11147-3	443.00	502.00	1,479.00	2,193.00	1,414.00	1,467.00	1,509.00	1,302.00	1,459.00	1,162.00	1,516.00	1,638.00
11247-3	284.00	320.00	970.00	2,206.00	1,429.00	965.00	993.00	1,312.00	1,470.00	1,173.00	1,617.00	1,707.00
Offset Single Bar Sets												
BF15647	154.00	174.00	472.00	608.00	630.00	474.00	488.00	313.00	364.00	534.00	791.00	841.00
BF157A47	155.00	175.00	484.00	626.00	650.00	487.00	500.00	322.00	378.00	542.00	802.00	853.00
BF15747	153.00	173.00	477.00	617.00	639.00	480.00	492.00	318.00	374.00	536.00	781.00	831.00
BF15847	157.00	178.00	499.00	644.00	668.00	499.00	513.00	331.00	385.00	568.00	836.00	887.00
BF15947	244.00	286.00	647.00	684.00	710.00	626.00	626.00	532.00	575.00	582.00	838.00	886.00
Offset Double Bar Sets												
BF15647-2	224.00	252.00	727.00	1,417.00	1,037.00	725.00	748.00	830.00	913.00	850.00	1,202.00	1,269.00
BF157A47-2	224.00	252.00	727.00	1,417.00	1,045.00	725.00	748.00	830.00	913.00	857.00	1,211.00	1,278.00
BF15747-2	224.00	252.00	727.00	1,417.00	1,059.00	725.00	748.00	830.00	913.00	857.00	1,211.00	1,278.00
BF15847-2	227.00	254.00	740.00	1,434.00	1,071.00	753.00	759.00	839.00	923.00	880.00	1,240.00	1,311.00
Offset Triple Bar Sets												
BF15647-3	300.00	339.00	1,006.00	2,254.00	1,452.00	1,001.00	1,032.00	1,347.00	1,492.00	1,192.00	1,668.00	1,760.00
BF157A47-3	300.00	339.00	1,006.00	2,254.00	1,461.00	1,001.00	1,032.00	1,347.00	1,481.00	1,199.00	1,677.00	1,765.00
BF15747-3	300.00	339.00	1,006.00	2,254.00	1,472.00	1,001.00	1,032.00	1,347.00	1,481.00	1,199.00	1,677.00	1,765.00
BF15847-3	301.00	340.00	1,018.00	2,269.00	1,488.00	1,028.00	1,043.00	1,352.00	1,487.00	1,221.00	1,708.00	1,800.00
Series 47 Extra Length Bars - Bars over 36" add per inch the following additional cost per bar.												
	3.20	4.20	7.60	10.00	9.70	7.40	7.60	7.90	8.90	9.00	9.20	9.20



See page 34 for detailed mounting drawings. Engraving "Push" or "Pull" on 1" Series 47 Push Bars add \$108.00 (½" Letter Height).

USA & Canada Prices Effective March 1, 2024

Check the websites for the most updated product information.

USA: 800 458 2424 • www.rockwoodmfg.com | Canada: 800 461 3007 • www.assaabloydss.ca

Copyright © 2021-2024, ASSA ABLOY Accessories and Door Controls Group, Inc. All rights reserved. Reproduction in whole or in part without the express written permission of ASSA ABLOY Accessories and Door Controls Group, Inc. is prohibited.

ROCKWOOD

ASSA ABLOY

Experience a safer
and more open world

Series 47 Tubular Push & Pull Bars

Series 47 Tubular Push Bars						
Part	3/605 4/606	10/612 10B/613	10BE/BSP	32D/630	32/629	32DMS
T47	278.00	293.00	276.00	196.00	219.00	215.00
T47-2	549.00	585.00	550.00	388.00	440.00	410.00
T47-3	826.00	872.00	825.00	584.00	657.00	603.00
Series 47 Tubular Straight Single Bar Sets						
T11047	428.00	449.00	387.00	286.00	333.00	333.00
T111A47	421.00	445.00	419.00	283.00	331.00	331.00
T11147	421.00	445.00	401.00	283.00	331.00	331.00
T11247	432.00	453.00	404.00	287.00	333.00	333.00
T11847	453.00	470.00	427.00	302.00	353.00	350.00
Series 47 Tubular Offset Single Bar Sets						
TBF15647	459.00	477.00	412.00	295.00	363.00	336.00
TBF157A47	464.00	484.00	418.00	298.00	365.00	342.00
TBF15747	464.00	484.00	418.00	298.00	390.00	342.00
TBF15847	470.00	490.00	423.00	302.00	368.00	344.00
TBF15947	494.00	518.00	452.00	323.00	390.00	367.00

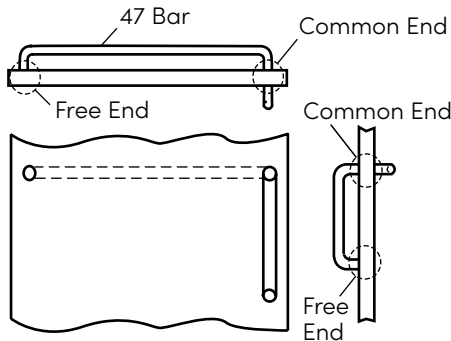
See page 34 for detailed mounting drawings. Engraving "Push" or "Pull" on 1" Series 47 Push Bars add \$108.00 (1/2" Letter Height).

Santoprene Door Pulls & Single Bar Sets

Straight Door Pull			
Part	28/628	313/710 314 315/711	10BE/BSP
190-RKW	93.00	102.00	196.00
90° Offset Door Pull			
BF195*	113.00	124.00	283.00
Straight Single Bar Set			
19049	182.00	204.00	606.00
Offset Single Bar Set			
BF19549	202.00	222.00	679.00
Push Bar			
49-PB	135.00	145.00	465.00

*BF195 - 18" CTC pricing shown (for smaller CTC, please contact factory.)

TYPICAL MOUNTING



For Set Mounting Hardware, see page 33.

ROCKWOOD®
ASSA ABLOY

Experience a safer
and more open world

USA & Canada Prices Effective March 1, 2024
Check the websites for the most updated product information.

USA: 800 458 2424 • www.rockwoodmfg.com | Canada: 800 461 3007 • www.assaabloydss.ca
Copyright © 2021-2024, ASSA ABLOY Accessories and Door Controls Group, Inc. All rights reserved. Reproduction in whole or in part without the express written permission of ASSA ABLOY Accessories and Door Controls Group, Inc. is prohibited.

Location Standards

Positioning Applications:

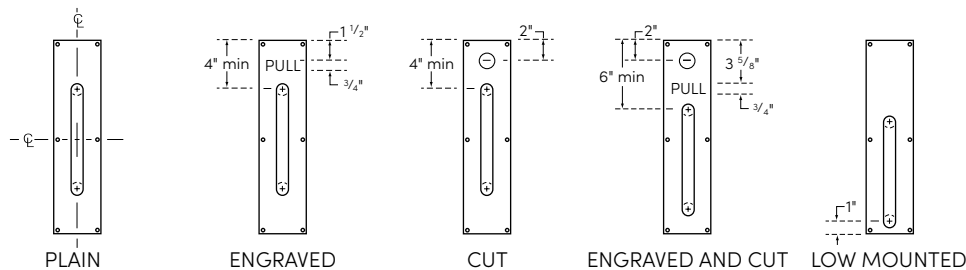
- door pulls to plates
- engraving on plates
- cutouts on plates
- cutout and engraving on plates

Sizing:

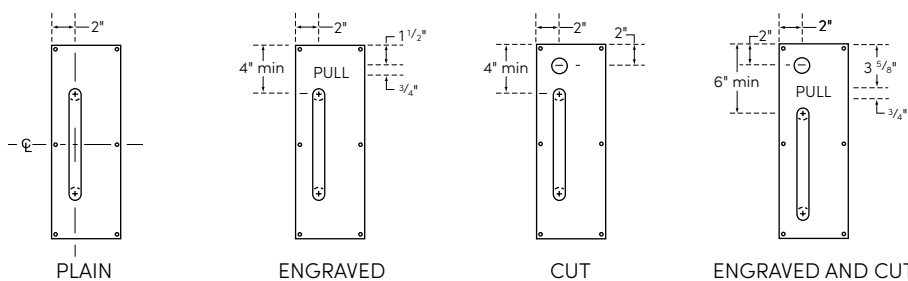
- 1 1/4" standard cylinder hole cutout size
- 3/8" diameter standard thumbturn hole
- other cutout sizes and styles are readily available

NOTE: Be sure the pull you choose will fit on the plate, allowing for cutouts and/or engraving.

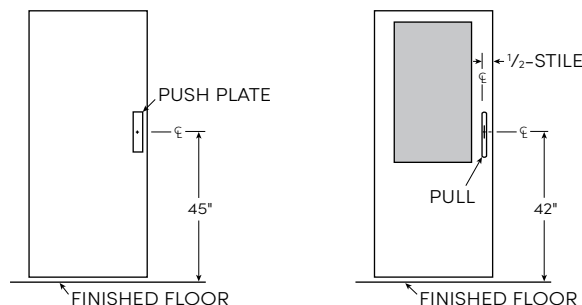
Pull Positioning on Plates 4" or Less in Width



Pull Positioning on Plates Wider than 4" (Handing Required)



Recommended Locations on Door



Engraving and Adhesive Mounting

Description	Price
Engraving "Push", "Pull", "Men" or "Women"	51.00
Push Plate Adhesive Mounting	10.30

Engraving: 3/4" high condensed block letters with black enamel fill; other letter sizes and styles are readily available.

Additional Charges Per Thickness of Push Plate

Part	Description	70/.050"	71/.062"	73/.125"
CFC	Cut for Cylinder	1.30	5.25	5.80
CFTT	Cut for Thumbturn	1.30	5.25	5.80
Pull Prep	Prep for Pull	2.50	10.60	11.40

Order form available when ordering.

ADA Accessibility Guidelines for Buildings and Facilities (ADAAG)

as amended through January 1998 4.13.9 Door Hardware. Handles, pulls, latches, locks, and other operating devices on accessible doors shall have a shape that is easy to grasp with one hand and does not require tight grasping, tight pinching, or twisting of the wrist to operate. Lever-operated mechanisms, push-type mechanisms, and U-shaped handles are acceptable designs. When sliding doors are fully open, operating hardware shall be exposed and usable from both sides. Hardware required for accessible door passage shall be mounted no higher than 48 in. (1220 mm) above finished floor.

USA & Canada Prices Effective March 1, 2024

Check the websites for the most updated product information.

USA: 800 458 2424 • www.rockwoodmfg.com | Canada: 800 461 3007 • www.assaabloydss.ca

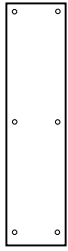
Copyright © 2021-2024, ASSA ABLOY Accessories and Door Controls Group, Inc. All rights reserved. Reproduction in whole or in part without the express written permission of ASSA ABLOY Accessories and Door Controls Group, Inc. is prohibited.

ROCKWOOD®

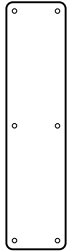
ASSA ABLOY

Experience a safer
and more open world

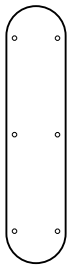
Push Plates - .050" Thick



70C-RKW



70RCC

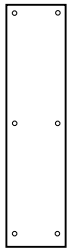


70REC

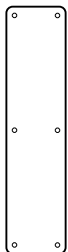
No. 70 - Square Ends										
Part	28/628	3/605 4/606	10/612 10B/613	10BE/BSP	26D/626	26/625	32D/630	32/629	32DMS	32D316
70A	14.20	27.80	31.10	29.50	27.80	29.50	11.50	18.10	31.40	43.30
70B	15.90	34.60	36.20	36.70	34.60	36.20	15.00	18.10	33.10	43.30
70C-RKW	19.50	39.80	43.40	40.40	39.80	41.80	14.70	21.40	36.40	47.40
70E	24.70	57.00	64.00	61.00	60.00	61.00	21.40	33.10	59.00	76.00
70F	28.30	76.00	80.00	81.00	78.00	79.00	31.40	41.50	67.00	92.00
70G	30.10	60.00	71.00	44.20	65.00	65.00	33.10	45.20	46.70	60.00
No. 70RC - Round Corners										
70RCA	30.10	47.00	48.40	33.00	47.00	47.00	24.80	33.10	36.40	49.00
70RCB	31.80	51.00	57.00	40.40	55.00	55.00	31.40	40.00	37.60	49.00
70RCC	31.80	57.00	64.00	44.20	62.00	62.00	34.70	42.90	40.00	53.00
70RCE	43.20	79.00	89.00	68.00	87.00	87.00	52.00	68.00	65.00	83.00
70RCF	45.90	91.00	108.00	72.00	106.00	106.00	58.00	75.00	70.00	93.00
70RCG	30.10	57.00	75.00	50.00	69.00	69.00	37.60	48.30	49.80	62.00
No. 70RE - Round Ends										
70REA	38.60	55.00	60.00	47.90	57.00	57.00	36.40	42.90	45.20	60.00
70REB	43.20	60.00	68.00	52.00	64.00	64.00	40.00	48.30	46.70	60.00
70REC	44.50	64.00	75.00	57.00	69.00	69.00	42.90	52.00	49.80	62.00

See page 11 for standard locations and sizes of Cylinder Cutouts (CFC) and Thumbturn Cutouts (CFTT), engraving and pricing.

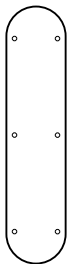
Push Plates - .062" Thick



71C



71RCC



71REC

No. 71 - Square Corners			
Part	10BE/BSP	32D/630	32DMS
71A	41.90	33.10	52.00
71B	47.90	36.40	55.00
71C	55.00	41.50	63.00
71E	71.00	55.00	75.00
71F	84.00	65.00	84.00
71G	62.00	48.30	68.00
No. 71RC - Round Corners			
71RCA	52.00	40.00	59.00
71RCB	57.00	42.90	63.00
71RCC	62.00	48.30	68.00
71RCE	84.00	63.00	80.00
71RCF	89.00	68.00	88.00
71RCG	71.00	55.00	75.00
No. 71RE - Round Ends			
71REA	68.00	52.00	72.00
71REB	71.00	55.00	75.00
71REC	76.00	59.00	78.00

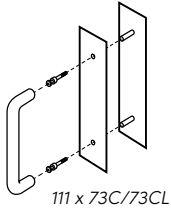


Experience a safer and more open world

USA & Canada Prices Effective March 1, 2024
Check the websites for the most updated product information.

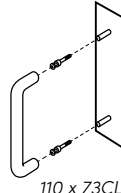
USA: 800 458 2424 • www.rockwoodmfg.com | Canada: 800 461 3007 • www.assaabloydss.ca
Copyright © 2021-2024, ASSA ABLOY Accessories and Door Controls Group, Inc. All rights reserved. Reproduction in whole or in part without the express written permission of ASSA ABLOY Accessories and Door Controls Group, Inc. is prohibited.

Concealed Mount Pull Plate Sets



111 x 73C/73CL

Pull Plate x Plate with Lug			
Part	32D/630	32DMS	10BE/BSP
107 x 73B/73BL	264.00	303.00	323.00
110 x 73C/73CL	347.00	399.00	424.00
111 x 73C/73CL	360.00	414.00	439.00

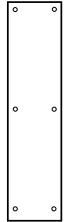


110 x 73CL

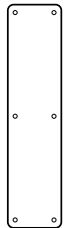
Pull (only) x Plate with Lug			
Part	32D/630	32DMS	10BE/BSP
107 x 73BL	186.00	212.00	227.00
110 x 73CL	258.00	297.00	316.00
111 x 73CL	276.00	317.00	338.00

See page 11 for standard locations and sizes of Cylinder Cutouts (CFC) and Thumbturn Cutouts (CFTT), engraving and pricing. See page 35 for detail drawing of Type 9 mounting.

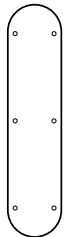
Push Plates



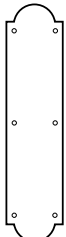
73C



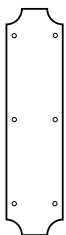
73RC



73REC



76C

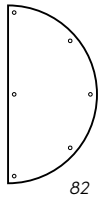


77C

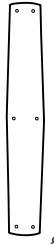
No. 73 - Square Corners (.125" Thick)									
Part	28/628	3/605 4/606	10/612 10B/613	10BE/BSP	26/625 26D/626	32D/630	32/629	32DMS	32D316
73A	45.90	124.00	144.00	91.00	140.00	70.00	101.00	91.00	111.00
73B	57.00	139.00	159.00	104.00	155.00	48.30	107.00	98.00	126.00
73C	59.00	151.00	170.00	113.00	164.00	54.00	118.00	106.00	139.00
73E	69.00	195.00	214.00	149.00	206.00	114.00	144.00	134.00	191.00
73F	79.00	246.00	265.00	183.00	254.00	138.00	165.00	161.00	214.00
73G	60.00	175.00	195.00	121.00	191.00	94.00	130.00	112.00	153.00
No. 73RC - Round Corners (.125" Thick)									
73RCA	69.00	140.00	163.00	111.00	155.00	82.00	119.00	104.00	128.00
73RCB	72.00	150.00	171.00	117.00	167.00	91.00	123.00	110.00	137.00
73RCC	76.00	168.00	187.00	124.00	178.00	99.00	138.00	119.00	153.00
73RCE	91.00	211.00	231.00	169.00	222.00	129.00	166.00	150.00	211.00
73RCF	102.00	265.00	281.00	204.00	271.00	157.00	182.00	175.00	234.00
73RCG	82.00	191.00	211.00	140.00	204.00	107.00	151.00	127.00	170.00
No. 73RE - Round Ends (.125" Thick)									
73REA	100.00	170.00	191.00	145.00	186.00	111.00	146.00	130.00	160.00
73REB	110.00	178.00	199.00	151.00	192.00	115.00	151.00	135.00	168.00
73REC	111.00	191.00	207.00	160.00	202.00	125.00	162.00	144.00	184.00
Laminate and Clear Plastic - Square Corners (.125" Thick)									
Part	Black	Brown	Gray	Beige	Clear				
75A	23.70	23.70	23.70	23.70	23.70				
75B	25.40	25.40	25.40	25.40	25.40				
75C	25.40	25.40	25.40	25.40	27.30				
75E	30.70	30.70	30.70	30.70	32.70				
75F	34.50	34.50	34.50	34.50	36.30				
75G	28.90	28.90	28.90	28.90	30.70				
Decorative (.050" Thick)									
Part	3/605 4/606	10/612 10B/613	10BE/BSP	26/625 26D/626					
76B	69.00	78.00	76.00	75.00					
76C	76.00	82.00	83.00	79.00					
77B	69.00	78.00	76.00	75.00					
77C	76.00	82.00	83.00	79.00					

See page 11 for standard locations and sizes of Cylinder Cutouts (CFC) and Thumbturn Cutouts (CFTT), engraving and pricing.

Push Plates (con't)



82

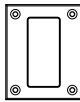


87

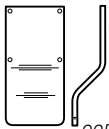
.050" Thick									
Part	28/628	3/605 4/606	10/612 10B/613	10BE/BSP	26/625 26D/626	32D/630	32/629	32DMS	32D316
80	69.00	110.00	123.00	87.00	116.00	65.00	84.00	79.00	114.00
81	72.00	115.00	126.00	93.00	123.00	72.00	94.00	111.00	121.00
82	76.00	124.00	136.00	100.00	132.00	76.00	99.00	94.00	127.00
84	119.00	195.00	210.00	172.00	203.00	130.00	154.00	146.00	187.00
85	44.50	80.00	82.00	61.00	79.00	52.00	52.00	68.00	83.00
86	64.00	96.00	100.00	84.00	96.00	63.00	62.50	78.00	97.00
.125" Thick									
87	112.00	228.00	245.00	201.00	235.00	154.00	182.00	171.00	230.00

See page 11 for standard locations and sizes of Cylinder Cutouts (CFC) and Thumbturn Cutouts (CFTT), engraving and pricing.

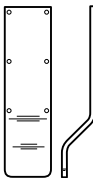
Flush Pulls



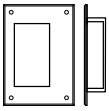
D89



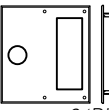
90B




91-RKW



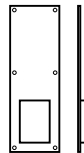
94



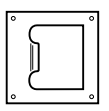
94DLL



95R



96



BF97L

Heavy Duty Security - Cast Brass													
Part	4/606	26D/ 626			10BE/ BSP								
D89	140.00	92.00			139.00								
Cylinder Pulls - .125" Thick													
Part	28/628	3/605	4/606	10/612	10B/613	10BE/ BSP	26D/ 626	26/625	32D/ 630	32/629	32DMS	32D316	32316
90	50.00	56.00	56.00	58.00	58.00	66.00	48.80	62.00	48.20		84.00		
90B	67.00	79.00			82.00	80.00	69.00		63.00		81.00		
Combination Pulls - .125" Thick - See page 11 for standard locations and sizes of Cylinder Cutouts (CFC) and Thumbturn Cutouts (CFTT), engraving and pricing.													
91-RKW	56.00	93.00	93.00	98.00	98.00	79.00	89.00	97.00	53.00		74.00		
92 -RKW	87.00	136.00		141.00	141.00	118.00	137.00		88.00		105.00		
93 -RKW	130.00	239.00	239.00	253.00	253.00	217.00	245.00	245.00	161.00	161.00	189.00		
Flush Pulls													
94		76.00	76.00	76.00	76.00	89.00	75.00	76.00	31.30	78.00	67.00	84.00	117.00
94BTB (pair)		157.00	157.00	157.00	157.00	185.00	152.00	157.00	67.00	167.00	144.00	183.00	249.00
94C		84.00	84.00	84.00	84.00	92.00	80.00	84.00	33.80	80.00	69.00	90.00	120.00
94L		124.00			129.00	106.00	124.00		68.00	90.00	79.00	103.00	137.00
94P		109.00			118.00	92.00	115.00		58.00	80.00	69.00	90.00	120.00
94P x 94L		234.00			249.00	200.00	240.00		127.00	172.00	150.00	196.00	272.00
Dead Lock Pulls - For Barrier Free grip specify BF94DLL or BF94DLS. Used with dead bolt lock. 1 1/4" cylinder hole is standard.													
94DLL		187.00			187.00	206.00	178.00		125.00	155.00	155.00	193.00	228.00
94DLS		156.00			156.00	174.00	150.00		98.00	129.00	129.00	162.00	193.00
Cast Brass - Fasteners concealed in cup.													
95A		23.70	32.10	25.90	26.40	66.00	25.30	32.10					
95B		26.40	34.00	27.90	27.90	69.00	27.10	34.00					
95R		57.00	57.00	60.00	60.00	92.00	59.00	60.00					
Flush Pull - .125" Thick - See page 11 for standard locations and sizes of Cylinder Cutouts (CFC) and Thumbturn Cutouts (CFTT), engraving and pricing.													
96		152.00			163.00	190.00	159.00		93.00		142.00		
Barrier Free													
BF97		199.00	199.00		210.00	211.00	203.00		105.00		160.00		
BF97L		235.00	235.00		248.00	260.00	240.00		148.00		197.00		




Experience a safer and more open world

USA & Canada Prices Effective March 1, 2024
Check the websites for the most updated product information.

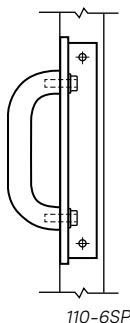
USA: 800 458 2424 • www.rockwoodmfg.com | Canada: 800 461 3007 • www.assaabloydss.ca
Copyright © 2021-2024, ASSA ABLOY Accessories and Door Controls Group, Inc. All rights reserved. Reproduction in whole or in part without the express written permission of ASSA ABLOY Accessories and Door Controls Group, Inc. is prohibited.

Straight Door Pulls & Door Pull Sets



Straight Door Pulls & Door Pull Sets													
Part	28/628	313/710 315/711	3/605 4/606	10/612	10B/613	10BE/ BSP	26D/626	26/625	32D/630	32/629	32DMS	32D316	32316
102-RKW			73.00	91.00	91.00	47.90	68.00	68.00	43.40	67.00	55.00		
105	27.40	34.30	58.00	68.00	68.00	70.00	58.00	60.00	37.30	49.20	62.00	101.00	122.00
106-RKW	28.40	34.30	58.00	70.00	73.00	75.00	60.00	62.00	37.30	51.00	64.00	104.00	127.00
107	29.70	34.30	68.00	79.00	80.00	107.00	68.00	70.00	38.50	55.00	70.00	107.00	129.00
108	31.30	41.80	75.00	89.00	92.00	96.00	78.00	79.00	45.90	64.00	85.00	121.00	143.00
109	52.00	57.00	112.00	144.00	144.00	236.00	107.00	107.00	75.00	92.00	87.00	120.00	145.00
110-RKW	41.80	50.00	115.00	136.00	138.00	145.00	115.00	118.00	72.00	90.00	131.00	190.00	215.00
111A	55.00	60.00	155.00	215.00	215.00	158.00	150.00	150.00	116.00	133.00	128.00	184.00	206.00
111	43.20	52.00	128.00	152.00	157.00	160.00	125.00	130.00	81.00	97.00	148.00	212.00	235.00
112	44.70	55.00	140.00	171.00	174.00	183.00	138.00	144.00	90.00	107.00	157.00	235.00	264.00
118	79.00	87.00	314.00	314.00	314.00	243.00	242.00	242.00	168.00	199.00	195.00	285.00	270.00

See page 34 for mounting selection and charges. NOTE: For BF Barrier Free projection on applicable straight door pulls add: \$5.00 each list. Add \$60.00 for knurling – round pulls only.

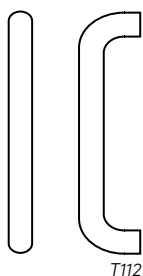


Security Door Pull

Security Door Pull			
Part	10BE/BSP	32D/630	32DMS
110-6SP	423.00	281.00	354.00

For use on security hollow metal doors with reinforcing plate and access hole cover plate with *TORX® - security torx screws – all to be supplied by door manufacturer.

Tubular Door Pulls & Door Pull Sets



Tubular Straight Door Pulls – Type 1 Thru Bolt Mount for 1 3/4" Door.						
Part	3/605 4/606	10/612 10B/613	10BE/BSP	32D/630	32/629	32DMS
T110	168.00	172.00	135.00	97.00	119.00	117.00
T111A	177.00	183.00	138.00	100.00	122.00	121.00
T111	177.00	183.00	138.00	100.00	122.00	121.00
T112	185.00	190.00	145.00	104.00	129.00	123.00
T118	208.00	211.00	157.00	119.00	150.00	137.00

*Torx® is a registered trademark of Textron Inc.

USA & Canada Prices Effective March 1, 2024

Check the websites for the most updated product information.

USA: 800 458 2424 • www.rockwoodmfg.com | Canada: 800 461 3007 • www.assaabloydss.ca

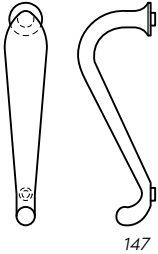
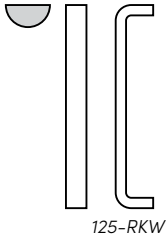
Copyright © 2021-2024, ASSA ABLOY Accessories and Door Controls Group, Inc. All rights reserved. Reproduction in whole or in part without the express written permission of ASSA ABLOY Accessories and Door Controls Group, Inc. is prohibited.

ROCKWOOD®

ASSA ABLOY

Experience a safer
and more open world

Door Pulls



Pulls - Engraving available vertically. See page 11 for pricing.											
Part	28/628	3/605	4/606	10/612	10B/613	10BE/ BSP	26D/626	26/625	32D/630	32/629	32DMS
120	155.00	295.00	295.00	322.00	322.00	240.00	314.00	314.00	175.00	175.00	193.00
121	165.00	314.00	314.00	341.00	341.00	257.00	332.00	332.00	182.00	182.00	201.00
122-RKW	44.70	95.00	95.00	128.00	128.00	75.00	119.00	119.00	54.00	54.00	72.00
123	52.00	111.00	111.00	141.00	141.00	89.00	137.00	137.00	67.00	67.00	82.00
125-RKW	52.00	101.00	101.00	107.00	107.00	100.00	104.00	104.00	72.00	72.00	90.00
126-RKW	55.00	118.00	118.00	136.00	136.00	113.00	129.00	129.00	81.00	81.00	96.00
Cast Pulls											
130-RKW	31.20		57.00	57.00	60.00	62.00	52.00	62.00	70.00	95.00	96.00
131-RKW	31.20	57.00	57.00	57.00	62.00	62.00	55.00	63.00	70.00	95.00	96.00
132-RKW	44.70	62.00	62.00		70.00	91.00	67.00		71.00		87.00
D133-RKW		94.00	94.00		163.00	113.00	106.00		78.00	85.00	98.00
134-RKW		92.00	92.00		98.00	123.00	95.00				
137		74.00	74.00		80.00	104.00	78.00		75.00	75.00	91.00
137L		148.00	148.00		148.00	188.00	144.00				
138	68.00	104.00	104.00		116.00	147.00	112.00				
139	68.00	104.00	104.00		116.00	147.00	112.00				
Cast Pulls - See page 33 for mounting selection and charges.											
147	32.80	118.00	118.00	118.00	118.00	151.00	116.00	116.00			
147L		202.00	202.00	239.00	239.00	303.00	234.00	234.00			
148		178.00	178.00	178.00	178.00	228.00	174.00	174.00			
149		220.00	220.00	220.00	220.00	279.00	214.00	214.00			

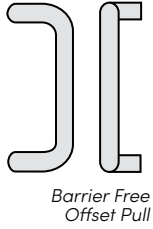
ROCKWOOD®
ASSA ABLOY

Experience a safer
and more open world

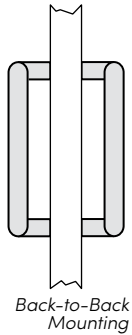
USA & Canada Prices Effective March 1, 2024
Check the websites for the most updated product information.

USA: 800 458 2424 • www.rockwoodmfg.com | Canada: 800 461 3007 • www.assaabloydss.ca
Copyright © 2021-2024, ASSA ABLOY Accessories and Door Controls Group, Inc. All rights reserved. Reproduction in whole or in part without the express written permission of ASSA ABLOY Accessories and Door Controls Group, Inc. is prohibited.

90° Offset Door Pulls & Door Pull Sets



90° Offset Door Pulls & Door Pull Sets												
Part	28/628	313/710 315/711	3/605 4/606	10/612 10B/613	10BE/ BSP	26D/ 626	26/625	32D/ 630	32/629	32DMS	32D316	32316
BF150	70.00	87.00	153.00	187.00	145.00	148.00	148.00	107.00	137.00	127.00	179.00	203.00
BF151	78.00	92.00	166.00	93.00	156.00	162.00	162.00	114.00	141.00	131.00	189.00	211.00
BF152	78.00	98.00	153.00	187.00	145.00	148.00	148.00	117.00	137.00	133.00	197.00	224.00
BF156	63.00	72.00	163.00	208.00	215.00	166.00	173.00	98.00	123.00	178.00	288.00	319.00
BF157A	63.00	74.00	175.00	225.00	236.00	178.00	184.00	111.00	134.00	195.00	312.00	339.00
BF157	62.00	73.00	173.00	221.00	232.00	176.00	182.00	109.00	133.00	185.00	292.00	316.00
BF158	68.00	76.00	187.00	241.00	253.00	192.00	198.00	118.00	142.00	210.00	334.00	361.00
BF159	98.00	110.00	242.00	284.00	303.00	246.00	253.00	165.00	201.00	256.00	406.00	430.00



Offset Door Pulls - Type 17 Concealed Mount for 1 3/4" Aluminum Door. (Double Cone Head)												
BF156C17	80.00	90.00	179.00	224.00	233.00	181.00	190.00	116.00	139.00	195.00	305.00	337.00
BF157AC17	80.00	91.00	192.00	241.00	255.00	194.00	200.00	127.00	152.00	211.00	329.00	357.00
BF157C17	80.00	91.00	192.00	241.00	255.00	194.00	200.00	127.00	152.00	204.00	318.00	343.00
BF158C17	86.00	94.00	204.00	258.00	271.00	208.00	214.00	134.00	159.00	227.00	352.00	378.00
BF159C17	116.00	127.00	259.00	301.00	322.00	262.00	270.00	182.00	218.00	273.00	424.00	448.00

Tubular Offset Door Pulls - Type 1 Thru Bolt Mount for 1 3/4" Door.												
TBF156			196.00	199.00	140.00			101.00	147.00	122.00		
TBF157A			202.00	206.00	147.00			104.00	153.00	126.00		
TBF157			202.00	206.00	147.00			104.00	153.00	126.00		
TBF158			208.00	214.00	149.00			109.00	155.00	128.00		
TBF159			259.00	230.00	196.00			112.00	162.00	163.00		

Tubular Offset Door Pull - Type 17 Concealed Mount for 1 3/4" Aluminum Door. (Double Cone Head)												
TBF156C17			211.00	215.00	164.00			118.00	163.00	138.00		
TBF157AC17			217.00	222.00	171.00			121.00	169.00	142.00		
TBF157C17			217.00	222.00	171.00			121.00	169.00	142.00		
TBF158C17			224.00	230.00	173.00			126.00	172.00	145.00		
TBF159C17			274.00	316.00	339.00			199.00	235.00	290.00		

See page 34 for mounting selection and charges. Back-to-Back mounting available: Specify by adding "BTB" to end of part number. For pricing, double the pull price and add \$13.25.

USA & Canada Prices Effective March 1, 2024

Check the websites for the most updated product information.

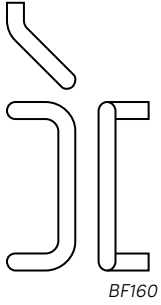
USA: 800 458 2424 • www.rockwoodmfg.com | Canada: 800 461 3007 • www.assaabloydss.ca

Copyright © 2021-2024, ASSA ABLOY Accessories and Door Controls Group, Inc. All rights reserved. Reproduction in whole or in part without the express written permission of ASSA ABLOY Accessories and Door Controls Group, Inc. is prohibited.

ROCKWOOD®

ASSA ABLOY

Experience a safer
and more open world



45° Offset Door Pulls

Part	28/628	313/710 315/711	3/605 4/606	10/612 10B/613	10BE/BSP	26/625 26D/626	32D/630	32/629	32DMS	32D316	32316
BF160	70.00	87.00	153.00	187.00	145.00	148.00	107.00	137.00	127.00	179.00	203.00
BF161	78.00	92.00	166.00	204.00	156.00	162.00	114.00	141.00	131.00	189.00	211.00
BF162	70.00	92.00	174.00	204.00	167.00	148.00	117.00	137.00	133.00	179.00	224.00
BF166	83.00	98.00	214.00	259.00	256.00	208.00	188.00	204.00	206.00	266.00	303.00
BF167A	92.00	108.00	225.00	271.00	266.00	218.00	195.00	211.00	213.00	275.00	303.00
BF167	92.00	108.00	225.00	271.00	275.00	218.00	200.00	215.00	219.00	290.00	313.00
BF168	104.00	118.00	239.00	284.00	292.00	234.00	204.00	234.00	235.00	310.00	334.00
BF169	129.00	150.00	290.00	332.00	352.00	282.00	247.00	275.00	283.00	376.00	399.00

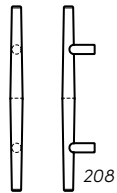
See page 34 for mounting selection and charges.



Offset Door Pulls

Part	28/628	313/710 315/711	3/605 4/606	10/612 10B/613	10BE/BSP	32D/630	32DMS
185	270.00	312.00	898.00	898.00	917.00	666.00	675.00

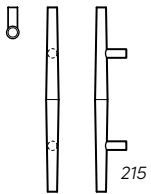
Call factory for engraving and pricing.



Wooden Door Pull

Part	28/628	313/710 315/711	3/605 4/606	10/612 10B/613	10BE/BSP	26/625 26D/626	32D/630	32/629	32DMS
208	379.00	379.00	325.00	325.00	419.00	314.00	317.00	326.00	334.00

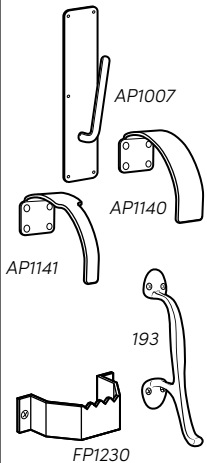
Wood available in Sanded - Unfinished, Oil, or Clear Coated. See page 34 for mounting details. Please see Architectural Price Book page 39 for add-on charges.



Tapered Door Pull

Part	28/628	313/710 315/711	3/605 4/606	10/612 10B/613	10BE/BSP	26/625 26D/626	32D/630	32/629	32DMS
215	386.00	409.00	606.00	678.00	575.00	657.00	415.00	485.00	451.00
215L	515.00	542.00	1092.00	1194.00	981.00	1156.00	708.00	839.00	752.00

Larger sizes available upon request. See page 34 for mounting details.



Hands Free Pulls*

Arm Pull with Plate						
Part	3/605 4/606	10/612 10B/613	10BE/BSP	26/625 26D/626	32D/630	32DMS
AP1007			244.00		230.00	253.00
Arm Pulls						
AP1140			83.00			86.00
AP1141			82.00			85.00
Hand/Arm Pull						
193	91.00	95.00	120.00	92.00	86.00	97.00
Foot Pull						
FP1230			85.00		79.00	87.00

*Part of a continuum of Safer2Open™ low-touch and touchless door hardware solutions from ASSA ABLOY.

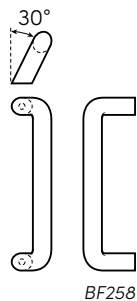


Experience a safer
and more open world

USA & Canada Prices Effective March 1, 2024
Check the websites for the most updated product information.

USA: 800 458 2424 • www.rockwoodmfg.com | Canada: 800 461 3007 • www.assaabloydss.ca
Copyright © 2021-2024, ASSA ABLOY Accessories and Door Controls Group, Inc. All rights reserved. Reproduction in whole or in part without the express written permission of ASSA ABLOY Accessories and Door Controls Group, Inc. is prohibited.

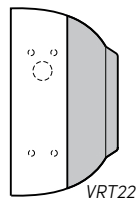
Heavy Duty Offset Pulls



Heavy Duty Offset Pulls											
Part	28/628	313/710 315/711	3/605 4/606	10/612 10B/613	10BE/ BSP	26/625 26D/626	32D/630	32/629	32DMS	32D316	32316
BF257	242.00	263.00	537.00	617.00	495.00	523.00	360.00	441.00	387.00	511.00	568.00
BF258	263.00	288.00	579.00	655.00	536.00	560.00	391.00	473.00	420.00	543.00	654.00
BF259	272.00	299.00	655.00	754.00	592.00	636.00	431.00	513.00	459.00	592.00	654.00
BF260	299.00	320.00	754.00	754.00	650.00	731.00	454.00	555.00	522.00	641.00	699.00

Supplied with 3/8" -16 Thru Bolts.

Vandal Resistant Trim

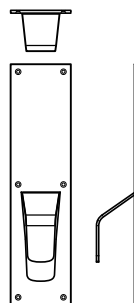


Vandal Resistant Trim			
Part	10BE/BSP	32D/630	32DMS
VRT12	483.00	391.00	444.00
VRT14	486.00	316.00	447.00
VRT16	418.00	280.00	383.00
VRT22		475.00	
VRT24		400.00	
VRT26		359.00	

Specify Exit Device make and model to thru bolt directly to device.

Order form available when ordering.

Vandal Resistant Pull

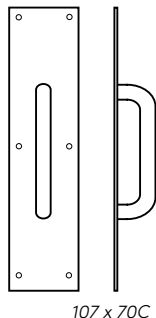


Vandal Resistant Pull		
Part	10BE/BSP	32D/630
VRP30	201.00	183.00

Set up charge for custom powder will apply. Specify Exit Device make and model to thru bolt directly to device (add-on price will occur).

Order form available when ordering.

Pull Plates



Pull Plates												
Part	28/628	3/605	4/606	10/612	10B/613	10BE/BSP	26D/626	26/625	32D/630	32/629	32DMS	32D316
102 x 70B		84.00	84.00	89.00	89.00	87.00	83.00	88.00	48.30	67.00	71.00	
102 x 70C		93.00	93.00	98.00	98.00	92.00	91.00	93.00	48.30	71.00	71.00	
105 x 70B	45.70	103.00	103.00	114.00	114.00	109.00	103.00	106.00	60.00	78.00	104.00	157.00
105 x 70C	47.90	107.00	107.00	121.00	121.00	115.00	110.00	112.00	60.00	80.00	108.00	161.00
106 x 70B	45.70	104.00	104.00	116.00	119.00	115.00	104.00	107.00	60.00	79.00	106.00	160.00
106 x 70C	47.90	110.00	110.00	123.00	126.00	120.00	112.00	114.00	60.00	83.00	110.00	165.00
107 x 70B	45.70	112.00	112.00	126.00	128.00	121.00	112.00	115.00	62.00	84.00	110.00	161.00
107 x 70C	47.90	116.00	116.00	135.00	135.00	127.00	119.00	123.00	55.00	88.00	112.00	166.00
110 x 70B	58.00	163.00	163.00	190.00	192.00	183.00	163.00	168.00	98.00	123.00	181.00	260.00
110 x 70C	58.00	170.00	170.00	194.00	198.00	188.00	170.00	174.00	101.00	127.00	185.00	264.00
111 x 70B	60.00	176.00	176.00	206.00	210.00	201.00	175.00	179.00	108.00	134.00	198.00	284.00
111 x 70C	63.00	181.00	181.00	211.00	218.00	207.00	179.00	187.00	110.00	137.00	201.00	284.00
122 x 70B	47.90	99.00	99.00	107.00	110.00	104.00	104.00	107.00	75.00	90.00	98.00	121.00
122 x 70C	49.40	106.00	106.00	114.00	115.00	111.00	110.00	114.00	76.00	78.00	98.00	122.00
123 x 70B	51.00	123.00	123.00	124.00	124.00	119.00	124.00	128.00	80.00	84.00	106.00	131.00
123 x 70C	53.00	132.00	132.00	132.00	132.00	123.00	131.00	135.00	83.00	84.00	106.00	133.00
125 x 70B	51.00	110.00	110.00	114.00	114.00	109.00	107.00	115.00	86.00	153.00	173.00	215.00
125 x 70C	53.00	116.00	116.00	119.00	119.00	115.00	114.00	123.00	88.00	90.00	111.00	138.00
126 x 70B	51.00	119.00	119.00	123.00	123.00	116.00	116.00	124.00	101.00	103.00	122.00	152.00
126 x 70C	53.00	126.00	126.00	128.00	128.00	121.00	123.00	131.00	101.00	104.00	123.00	156.00
132 x 70B	42.90	80.00	82.00	83.00	84.00	81.00	80.00	93.00	72.00	75.00	95.00	
132 x 70C	44.30	84.00	88.00	89.00	91.00	87.00	84.00	102.00	72.00	75.00	95.00	
137 x 70B	49.40	95.00	98.00	98.00	99.00	93.00	95.00	99.00	88.00	90.00	111.00	
137 x 70C	53.00	102.00	104.00	103.00	104.00	100.00	103.00	104.00	88.00	92.00	112.00	

Barrier Free - Available in 2 1/2" clearance add \$5.00 list (excludes 132 and 137).

USA & Canada Prices Effective March 1, 2024

Check the websites for the most updated product information.

USA: 800 458 2424 • www.rockwoodmfg.com | Canada: 800 461 3007 • www.assaabloydss.ca

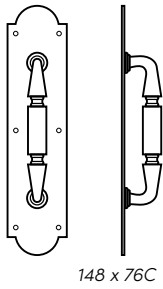
Copyright © 2021-2024, ASSA ABLOY Accessories and Door Controls Group, Inc. All rights reserved. Reproduction in whole or in part without the express written permission of ASSA ABLOY Accessories and Door Controls Group, Inc. is prohibited.

ROCKWOOD®

ASSA ABLOY

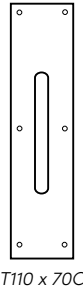
Experience a safer
and more open world

Decorative Pull Plates



Decorative Pull Plates				
Part	3/605 4/606	10/612 10B/613	10BE/ BSP	26/625 26D/626
147 x 76B	218.00	230.00	266.00	219.00
147 x 76C	228.00	234.00	271.00	322.00
147 x 77B	218.00	230.00	266.00	219.00
147 x 77C	228.00	234.00	271.00	322.00
148 x 76B	286.00	295.00	341.00	286.00
148 x 76C	295.00	305.00	352.00	293.00
148 x 77B	286.00	295.00	341.00	286.00
148 x 77C	295.00	305.00	352.00	293.00

Tubular Pull Plates

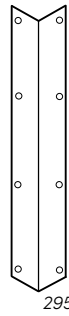


Tubular Pull Plates						
Part	3/605 4/606	10/612 10B/613	10BE/ BSP	32D/ 630	32/629	32DMS
T110 x 70B	191.00	206.00	144.00	113.00	145.00	131.00
T110 x 70C	200.00	211.00	146.00	117.00	148.00	134.00
T111 x 70B	204.00	214.00	146.00	117.00	150.00	134.00
T111 x 70C	207.00	219.00	154.00	122.00	154.00	140.00

Corner Guards



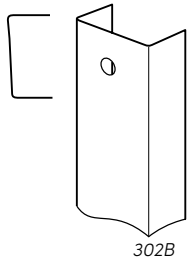
Corner Guards				
Part	Size	3/605 4/606	10/612 10B/613	32D/630
290	2" x 2" x 40"	139.00	167.00	92.00
	2" x 2" x 48"	147.00	176.00	98.00
	3" x 3" x 40"	159.00	191.00	106.00
	3" x 3" x 48"	172.00	206.00	115.00
291	2" x 2" x 40"	150.00	181.00	101.00
	2" x 2" x 48"	159.00	191.00	106.00
	3" x 3" x 40"	170.00	204.00	114.00
	3" x 3" x 48"	183.00	219.00	123.00



Corner Guards						
Part	Size	3/605 4/606	10/612 10B/613	10BE/ BSP	32D/ 630	32DMS
295	2" x 2" x 40"	111.00	134.00	109.00	75.00	104.00
	2" x 2" x 48"	119.00	143.00	117.00	80.00	114.00
	3" x 3" x 40"	131.00	159.00	130.00	87.00	125.00
	3" x 3" x 48"	143.00	174.00	141.00	97.00	135.00
296	2" x 2" x 40"	128.00	153.00	126.00	86.00	122.00
	2" x 2" x 48"	136.00	164.00	135.00	91.00	130.00
	3" x 3" x 40"	148.00	178.00	145.00	98.00	139.00
	3" x 3" x 48"	162.00	194.00	159.00	107.00	153.00

Other lengths available up to 96" and leg widths up to 6". Part number 290 and 291 includes self-adhesive mounting.

Mortised Door Edges (UL Approved)



Mortised Door Edges							
Part	Height	3/605 4/606	10/612 10B/613	10BE/BSP	32D/630	32DMS	32D316
300	Up to 42"	163.00	175.00	116.00	91.00	110.00	141.00
	43" - 66"	247.00	269.00	173.00	134.00	162.00	219.00
	67" - 96"	366.00	388.00	239.00	191.00	224.00	309.00
301	Up to 42"	163.00	175.00	116.00	91.00	110.00	141.00
	43" - 66"	247.00	269.00	173.00	134.00	162.00	219.00
	67" - 96"	366.00	388.00	239.00	191.00	224.00	309.00
302	Up to 42"	183.00	195.00	135.00	91.00	126.00	157.00
	43" - 66"	269.00	294.00	199.00	134.00	186.00	245.00
	67" - 96"	401.00	422.00	275.00	191.00	257.00	358.00
302B	Up to 42"	183.00	195.00	135.00	106.00	126.00	157.00
	43" - 66"	269.00	294.00	199.00	159.00	186.00	245.00
	67" - 96"	401.00	422.00	275.00	224.00	257.00	358.00

Available in stainless steel, brass and bronze. UL Listed for fire rated doors. Add \$14.80 per edge - specify UL when ordering (300-UL). Includes Phillips Flat Head Sheet Metal Screw Fasteners. To defray set up costs, add 30% for less than 10 pieces. Add an additional \$14.00 for each cutout.

Door edges are sized to be mortised into the surface of 1 3/4" thick wood doors.

Order form available when ordering.

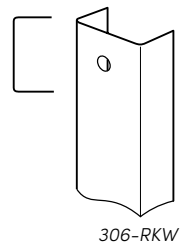
ROCKWOOD
ASSA ABLOY

Experience a safer
and more open world

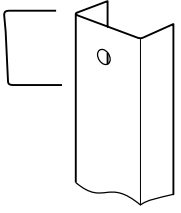
USA & Canada Prices Effective March 1, 2024
Check the websites for the most updated product information.

USA: 800 458 2424 • www.rockwoodmfg.com | Canada: 800 461 3007 • www.assaabloydss.ca
Copyright © 2021-2024, ASSA ABLOY Accessories and Door Controls Group, Inc. All rights reserved. Reproduction in whole or in part without the express written permission of ASSA ABLOY Accessories and Door Controls Group, Inc. is prohibited.

Non-Mortise Door Edges (UL Approved)



306-RKW



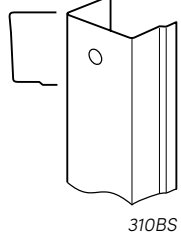
306B

Non-Mortise Door Edges							
Part	Height	3/605 4/606	10/612 10B/613	10BE/BSP	32D/630	32DMS	32D316
304	Up to 42"	163.00	175.00	116.00	91.00	110.00	141.00
	43" - 66"	247.00	269.00	173.00	134.00	162.00	219.00
	67" - 96"	366.00	388.00	239.00	191.00	224.00	315.00
305	Up to 42"	163.00	175.00	116.00	91.00	110.00	141.00
	43" - 66"	247.00	269.00	173.00	134.00	162.00	219.00
	67" - 96"	366.00	388.00	239.00	191.00	224.00	315.00
306-RKW	Up to 42"	183.00	195.00	135.00	106.00	126.00	157.00
	43" - 66"	269.00	294.00	199.00	159.00	186.00	245.00
	67" - 96"	401.00	422.00	275.00	224.00	257.00	358.00
306-AST	Up to 96"	1049.00	1049.00	1051.00	985.00	985.00	1162.00
306B	Up to 42"	183.00	195.00	135.00	106.00	126.00	157.00
	43" - 66"	269.00	294.00	199.00	159.00	186.00	245.00
	67" - 96"	401.00	422.00	275.00	224.00	257.00	358.00
306B-AST	Up to 96"	1049.00	1049.00	1051.00	985.00	985.00	1162.00
307	Up to 42"	210.00	222.00	162.00	131.00	151.00	191.00
	43" - 66"	318.00	341.00	246.00	201.00	229.00	291.00
	67" - 96"	470.00	489.00	360.00	288.00	337.00	437.00

Available in stainless steel, brass and bronze. UL Listed for fire rated doors. Add \$14.80 per edge - specify UL when ordering (304-UL). Includes Phillips Flat Head Sheet Metal Screw Fasteners. To defray set up costs, add 30% for less than 10 pieces. Add an additional \$14.00 for each cutout.

Door edges are sized for 1³/₄" thick wood or metal doors.
Order form available when ordering.

Overlapping Door Edges (UL Approved)



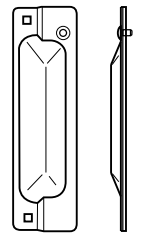
310BS

Overlapping Door Edges							
Part	Height	3/605 4/606	10/612 10B/613	10BE/BSP	32D/630	32DMS	32D316
308	Up to 42"	183.00	195.00	135.00	106.00	126.00	157.00
309	Up to 42"	183.00	195.00	135.00	106.00	126.00	157.00
310	Up to 42"	206.00	218.00	135.00	106.00	126.00	157.00
310B	Up to 42"	206.00	218.00	135.00	106.00	126.00	157.00
310BS	Up to 42"	206.00	218.00	135.00	106.00	126.00	157.00

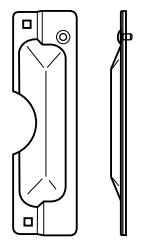
Available in stainless steel, brass and bronze. UL Listed for fire rated doors. Add \$14.80 per edge - specify UL when ordering (308-UL). Includes Phillips Flat Head Sheet Metal Screw Fasteners. To defray set up costs, add 30% for less than 10 pieces. Add an additional \$14.00 for each cutout.

Order form available when ordering.

Latch Protectors



320-RKW



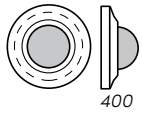
320CL

Latch Protectors				
Part	2C/603	10BE/BSP	26D/626	32D/630
320-RKW	19.40	63.00		35.80
320C	19.40	63.00		35.80
320CL	19.40	63.00		35.80
320CXL		63.00		35.80
321	14.90	46.80		26.40
322	13.60	46.80		21.50
325		108.00	62.00	
330		114.00		64.00

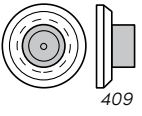
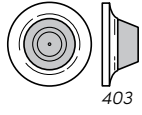
USA & Canada Prices Effective March 1, 2024
 Check the websites for the most updated product information.
 USA: 800 458 2424 • www.rockwoodmfg.com | Canada: 800 461 3007 • www.assaabloydss.ca
 Copyright © 2021-2024, ASSA ABLOY Accessories and Door Controls Group, Inc. All rights reserved. Reproduction in whole or in part without the express written permission of ASSA ABLOY Accessories and Door Controls Group, Inc. is prohibited.

ROCKWOOD®
ASSA ABLOY
 Experience a safer
 and more open world

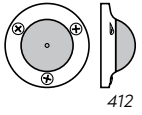
Stops



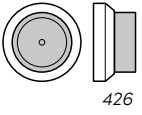
Solid Cast Wall Stops - Rubber Bumper						
Part	3/605	4/606	10BE/ BSP	10/612 10B/613 15/619	26D/ 626	26/625
400	11.60	14.80	19.80	14.80	9.90	18.50
401	11.80	15.20	18.60	15.20	10.30	18.70
402	12.40		19.40	15.70	10.90	19.60
403	11.60	14.80	19.80	14.80	9.90	18.50
404	11.80	15.20	20.30	15.20	10.30	18.70
405	12.40	15.70	21.00	15.70	10.90	19.60



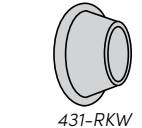
Wrought Wall Stops - Rubber Bumper						
Part	3/605 4/606	10/612	10BE/ BSP	26D/ 626	26/625	32D/ 630
406	4.90	4.90	6.80	4.90	5.20	3.20
409	4.90	4.90	6.80	4.90	5.20	3.20



Solid Cast Wall Stops - Rubber Bumper						
Part	3/605	4/606 10/612 10B/613	10BE/ BSP	15/619	26D/ 626	26/625
412	17.10	18.30	50.00	18.30	15.70	17.70
415	41.00	39.80	62.00	29.60	27.00	41.00
416	17.10	18.30	50.00	18.40	15.70	17.70



Wrought Wall Stops - Rubber Bumper		
Part	10BE/BSP	32D/630
426	15.40	5.50



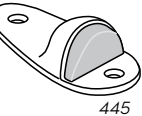
Solid Cast Wall Stop - Rubber Bumper						
Part	3/605 26/625	4/606	10B/613	10BE/ BSP	15/619	26D/ 626
430-RKW	9.50	10.60	10.30	14.20	15.20	7.90



Wall Stops - Rubber Bumper		
Part	Gray	White
431-RKW	3.20	
432W		3.00



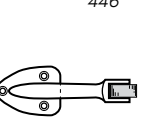
Dome Stops								
Part	3/605	4/606	10/612	10B/613	10BE/ BSP	15/619	26D/ 626	26/625
440	7.50	8.00	9.30	8.40	12.80	11.60	6.90	7.90
441	8.70	8.40	9.70	8.90	14.10	10.60	7.90	8.40
441CU	13.00	12.40	14.40	13.00	19.80		11.50	12.30
441H	13.40	13.40	14.40	14.40	20.70	15.60	10.70	13.70
442	9.10	9.10	9.50	10.30	15.10	12.90	8.90	9.20
443	9.70	9.50	11.00	10.30	14.70	11.70	8.40	9.90



Cast Riser (for 440 & 441 Dome Stops)								
Part	3/605	4/606	10/612	10B/613	10BE/ BSP	15/619	26D/ 626	26/625
444	4.30	4.30	4.70	4.70	6.80		3.90	4.30

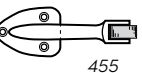


Heavy Duty Door Stops								
Part	3/605	4/606	10/612	10B/613	26D/ 626	10BE/ BSP	15/619	26/625
445	28.40	27.80	27.80	27.80	18.30	40.60	29.80	28.60
445H	42.40	42.40	42.40	47.50	28.30	64.00	47.50	42.40



Door Stop								
Part	3/605	4/606	10/612	10B/613	33.00	51.00	36.00	33.00
446	33.00	33.00	35.00	35.00	33.00	51.00	36.00	33.00

Riser (for 440 & 442 Dome Stops - 3/4" Riser; 2" Dia. Base)		
Part	Mill	ORB/BRS
449	6.40	6.90



Curved Roller Stop - Rubber Bumper						
Part	3/605	4/606 10/612	10B/613	10BE/ BSP	15/619 26/625	26D/626
455	37.20	41.00	43.10	57.00	45.00	35.30

Straight Roller Stops - Rubber Bumper								
Part	3/605	4/606	10/612	10B/613	10BE/ BSP	15/619	26D/ 626	26/625
456-RKW	38.50	41.00	39.10	41.00	61.00	45.00	31.90	38.50
456B Gray (replacement bumper)							6.80	
456L	42.40	43.70	43.70	45.00	63.00	56.00	39.80	53.00

Kick Down Door Stop - Rubber Bumper	
Part	BRS, BRZ, CRM
458	10.60

Spring Loaded Plunger Stop - Rubber Bumper								
Part	3/605	4/606	10/612	10B/613	10BE/ BSP	15/619	26D/ 626	26/625
459	45.00	45.00	45.00	48.80	68.00	49.40	35.90	48.20

Kick Down Door Stops - Rubber Bumper			
Part	ALM, BRS, ORB		
460			17.20
461	34.00	37.80	37.80

461B Gray or Black (replacement bumper)			
Part	3/605	4/606	10/612
461L	49.40	47.50	47.50

Heavy Duty Door Stops				
Part	2C/603	26D/626	32D/630	Black (BLK)
462	45.00			
463-RKW			46.20	

464-RKW		95.00		
465		62.00		
466-RKW				29.00
467-RKW				42.40
468-RKW				107.00

Door Stops - Rubber Bumper								
Part	3/605	4/606	10/612	10B/613	10BE/ BSP	15/619	26D/ 626	26/625
470		35.90	35.90	38.50	51.00	42.40	28.60	41.80
471	29.60	35.90	35.90	38.50	51.00	42.40	28.60	41.80
472	61.00	61.00	61.00	66.00	87.00	69.00	39.10	72.00
473	61.00	61.00	61.00	66.00	87.00	69.00	39.10	72.00
474	37.20	37.80	37.80	38.50	51.00	42.40	27.90	41.80
475	35.30	35.90	35.90	38.50	51.00	40.40	28.20	39.80
476	54.00	54.00	54.00	57.00	77.00	61.00	37.80	67.00
477	54.00	54.00	54.00	57.00	77.00	61.00	37.80	67.00
480		31.90	31.90	33.40	44.80	42.40	28.30	41.00
480H	39.10	37.20	37.20	38.50	51.00	46.20	31.70	46.20
481	37.80	37.80	37.80	39.80	54.00	43.70	29.50	41.80
481H	39.80	38.50	38.50	40.40	54.00	47.50	32.80	47.50
481MP Powder Coat Finish							107.00	
482		32.80	32.80	29.90	44.10	37.20	26.60	37.20
483	31.10	33.40	33.40	31.90	44.10	41.00	28.60	39.10
485	50.00	45.00	45.00	48.20	64.00	51.00	38.50	51.00

Angle Door Stop - Rubber Bumper	
Part	2C/603
486	11.80

Heavy Duty Wall Stop - Rubber Bumper	
Part	26D/626
487	48.20

ROCKWOOD
ASSA ABLOY

Experience a safer
and more open world

USA & Canada Prices Effective March 1, 2024
Check the websites for the most updated product information.

USA: 800 458 2424 • www.rockwoodmfg.com | Canada: 800 461 3007 • www.assaabloydss.ca
Copyright © 2021-2024, ASSA ABLOY Accessories and Door Controls Group, Inc. All rights reserved. Reproduction in whole or in part without the express written permission of ASSA ABLOY Accessories and Door Controls Group, Inc. is prohibited.

Door Stops (con't)

Door Stops						
Part	3/605	4/606	10/612	10B/613	10BE/BSP	15/619
488	68.00	68.00	74.00	74.00	114.00	72.00
489	82.00	82.00	92.00	92.00	136.00	92.00

Door Holder & Stop

Part	26D/626
490	46.20

Automatic Door Holder & Stop

Part	3/605	4/606	10/612	10B/613	10BE/BSP	15/619	26D/626	26/625
491-RKW	68.00	72.00	72.00	76.00	100.00	91.00	67.00	93.00
491R	70.00	74.00	74.00	78.00	104.00	178.00	68.00	94.00
491S	72.00	75.00	75.00	79.00	106.00		69.00	97.00
494-RKW	84.00	87.00		87.00	117.00	103.00	78.00	105.00
494R	85.00	89.00	85.00	89.00	118.00		79.00	106.00
494S	87.00	91.00	87.00	91.00	120.00		80.00	107.00

Concealed Magnetic Door Stop

Part	26D/626	Black (BLK)	Clear
495* (Not available in Canada through Rockwood Manufacturing,.)	29.90	25.80	25.80

Door Stops - Rubber Bumper

Part	3/605	4/606	10/612	10B/613	10BE/BSP	15/619	26D/626	26/625
505-RKW		19.20	19.20	19.20	25.60	20.60	14.20	17.50
508	23.40	23.40	23.40	25.80	34.30	26.40	21.60	23.40

Part	Polished Brass (BRS)			Burnished Aluminum (ALM)				
517	5.80			5.60				
518	18.60	19.20	19.20	21.20	28.20	21.20	16.00	18.70
519	15.70	18.60	18.60	20.00	26.70	21.00	14.80	18.60
520	White, Gray or Black (replacement bumper)						8.70	

Part	Antique Brass (ANT)	Polished Brass (BRS)	Bright Nickel (NP)	Black (BLK)
525	1.80	1.80	2.00	2.00
526		1.90	2.30	
528	5.40	5.40	6.20	

Flush Bolts, Guides & Strikes

Flush Bolts, Guides & Strikes								
Part	3/605	4/606	10/612	10B/613	10BE/BSP	15/619	26D/626	26/625
550	31.60	38.50	38.50	41.00	59.00	43.70	31.90	49.40
550G	8.90			8.90	11.80		7.30	
550S	8.90			8.90	11.80		7.30	
554	72.00			72.00	101.00		69.00	
554G	48.20			48.20	68.00		46.20	
554S	48.20			48.20	68.00		46.20	
555*	23.10	23.10	25.20	24.20	39.30	29.40	18.70	25.50
555B (1 1/2" standard bolt head)				8.90				
555B (extra long bolt head - specify length)				27.90				
555G							6.00	
555S	7.40			7.40	9.80		6.00	
555ROD/per ft. (specify length)								3.80
555 x 18BFB							191.00	
556WS							54.00	
557	35.40	35.40	35.40	35.40	62.00	47.50	35.40	36.60
557S	8.90			8.90	9.10		7.30	
557 x 19BFB							211.00	
570	27.00	25.10	28.00	28.00	45.40	32.80	21.20	27.10

*555.BSP Available for Quick Ship.

Gravity Door Coordinator

Gravity Door Coordinators					
Part	3/605 4/606	10/612 10B/613	10BE/ BSP	15/619 26/625	26D/ 626
576	85.00	85.00	130.00	95.00	73.00
576B Gray					3.50

Surface Bolts

Surface Bolts					
Part	3/605	10B/613	10BE/BSP	26D/626	32D/630
580-8	39.80	41.80	91.00	33.40	70.00
580-12	67.00	67.00	106.00	39.10	
580-18	185.00	185.00	263.00	173.00	
580-24	199.00	199.00	284.00	193.00	
582-8					144.00
582-12					176.00

Heavy Duty Surface Bolts

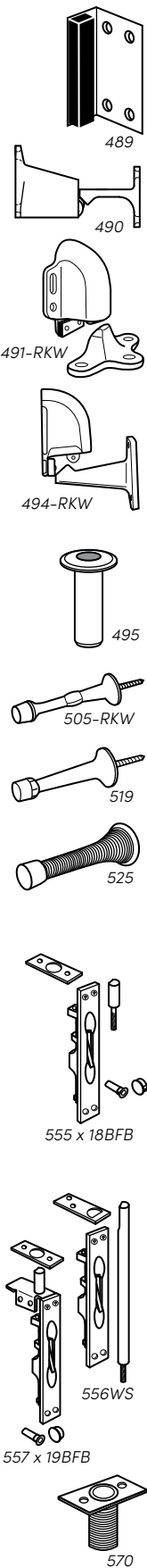
585-12			303.00	150.00	
585-24			415.00	186.00	

Roller Latches

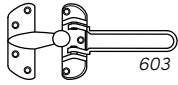
Roller Latches								
Part	3/605	4/606	10/612	10B/613	10BE/BSP	15/619	26D/626	26/625
590	40.40	57.00	57.00	43.70	76.00	48.20	33.40	41.80
Part	3/605		10B/613		26D/626			
590DA (Strike Only)	131.00		131.00		131.00			
590SO	24.00	24.00	24.00	24.00	33.70	28.60	22.40	22.40
591	43.70	60.00	60.00	53.00	80.00	67.00	36.60	57.00
591SO	28.60	28.60	27.10	28.60	38.10	33.40	25.40	25.40
592	40.40	57.00	57.00	42.40	76.00	57.00	33.40	41.80
592SO	24.00	24.00	24.00	24.00	33.70	27.10	22.40	22.40
Part	3/605	4/606	10/612	10B/613	10BE/BSP	15/619	26D/626	26/625
593	84.00	84.00	84.00	112.00	95.00	62.00	62.00	92.00
Part	3/605	4/606	10/612	10B/613	10BE/BSP	15/619	26D/626	26/625
593SO	24.00			24.00	33.70		22.40	
594	53.00	53.00	53.00	57.00	76.00	57.00	35.30	53.00
594SO					33.70			

Gate Latch

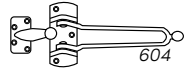
Gate Latch				
Part	4/606	10/612 10B/613	10BE/BSP	26D/626
602	62.00	62.00	86.00	58.00
602 Spring (25 pk)				18.70



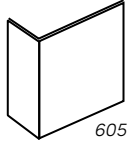
Door Guards



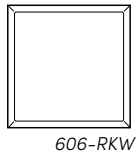
Door Guards					
Part	Antique Brass (ANT)	Polished Brass (BRS)	Bright Chrome (CRM)		
603	15.60	15.60	15.60		
603 Shim Clear Plastic		4.20			
Part	3/605	4/606	10/612 10B/613 15/619	26D/626	26/625
604	34.70	32.80	35.90	27.90	32.80
604 Shim Clear Plastic		4.30			



Door Guard Protection Plate

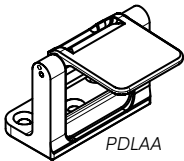


Door Guard Protection Plate				
Part	3/605 4/606	10/612 10B/613	26D/626	26/625
605	7.90	7.90	8.50	8.90
605SMS	16.30	17.90	16.30	16.30



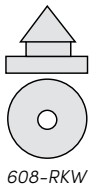
Wall Guard

Wall Guard		
Part	Pack Size	Clear
606-RKW	55/sheet	70.00



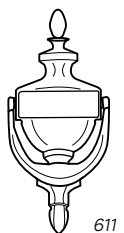
Privacy Door Latch

Privacy Door Latch						
Part	3/605	4/606	10BE/ BSP	15/619	26/625	26D/ 626
PDLAA	45.10	45.10	45.30	39.70	42.00	39.70



Door Silencers

Door Silencers			
Part	Pack Size	Clear	Gray Rubber
608-RKW	100		12.30
608CA	300	125.00	
609	100		18.00

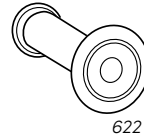


Door Knockers

Door Knockers							
Part	3/ 605	4/ 606	10/ 612	10B/ 613	10BE/ BSP	15/ 619	26D/ 626
611	53.00	68.00	68.00	72.00	93.00	75.00	51.00
614	43.10	57.00	46.20	57.00	77.00	72.00	41.80
614V	56.00	69.00	84.00	69.00	87.00	86.00	55.00

For 611, drill for Viewer. Add \$5.00.
Engraving up to four numbers add \$25.00.

Door Viewers



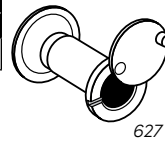
Door Viewers					
Part	Antique Bronze (ANT)	Polished Brass (BRS)	Bright Chrome (CRM)	Satin Nickel (STNN)	Dull Chrome (DCRM)
619	14.60	13.40	13.40	14.20	
620	8.20	8.20	8.20	9.70	
621	9.80	9.80	9.80		
622	12.50	12.50	12.50	14.20	12.60

Door Viewer Washers

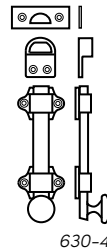
Door Viewer Washers				
Part	Antique Bronze (ANT)	Polished Brass (BRS)	Bright Chrome (CRM)	Satin Nickel (STNN)
618W	10.60	10.60	10.60	10.50

*Universal washer to fit all Rockwood Door Viewers.

Door Viewers with Covers

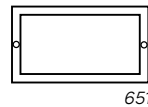


Door Viewers with Covers						
Part	Pack Size	Antique Bronze (ANT)	Polished Brass (BRS)	Bright Chrome (CRM)	Dull Chrome (DCRM)	Black (BLK)
620VC Covers Only	10	58.00	58.00	58.00		
622VC Covers Only	10	72.00	72.00	72.00		
624		13.10	13.10	13.10		
626		17.10	17.10	17.10	17.10	
627				24.10		31.70
628				23.50		30.80
629				25.30		33.40



Surface Bolts

Surface Bolts				
Part	3/605	10B/613	10BE/BSP	26D/626
630-4	34.70	41.00	87.00	33.40
630-8	64.00	76.00	137.00	62.00
630-12	116.00	149.00	232.00	144.00
630-24	196.00	252.00	439.00	243.00



Card Holder

Card Holder				
Part	3/605 4/606	10/612 10B/613	10BE/ BSP	26D/ 626
651	27.80	27.80	36.50	26.20

Decals

Decals	
Part	Price
660	8.90
661	8.90
662-RKW	9.20

THIS DOOR TO REMAIN UNLOCKED DURING BUSINESS HOURS

660

THIS DOOR TO REMAIN UNLOCKED WHILE BUILDING IS OCCUPIED

661

THESE DOORS TO REMAIN UNLOCKED WHILE BUILDING IS OCCUPIED

662-RKW

ROCKWOOD®
ASSA ABLOY

Experience a safer
and more open world

USA & Canada Prices Effective March 1, 2024
Check the websites for the most updated product information.

USA: 800 458 2424 • www.rockwoodmfg.com | Canada: 800 461 3007 • www.assaabloydss.ca
Copyright © 2021-2024, ASSA ABLOY Accessories and Door Controls Group, Inc. All rights reserved. Reproduction in whole or in part without the express written permission of ASSA ABLOY Accessories and Door Controls Group, Inc. is prohibited.

670 Series Engraved Signs

·SPECIFY COPY·

670

·WOMEN·

670W

P
U
S
H

674H

670 Series Engraved								
Part	Black or Brown Plastic	28/628	3/605 4/606	10/612	10B/613	10BE/BSP	26/625 26D/626	32D/630
670 (1"H Letters or smaller)	12.00	16.20	16.80	17.40	17.70	38.70	17.40	31.80
670M	30.10	55.00	49.10	55.00	55.00	85.00		62.00
670W	42.60	75.00	78.00	87.00	87.00	119.00		87.00
670R	30.10	110.00	112.00	112.00	112.00	160.00		129.00
674H (PUSH)	35.20	45.90	69.00	62.00	62.00	83.00	62.00	67.00
674L (PULL)	35.20	45.90	69.00	62.00	62.00	83.00	62.00	67.00

Available in .125" thick plastic or .050" thick metal. Pricing for 670 is minimum of 3 letters. Over 3 letters there will be an additional charge per letter; per sign for Part's 670M, 670W, 670R. Over 1"H letters contact factory for pricing. Call for pricing on multi-line signs.

BF680 Series Barrier Free Signs

·SPECIFY COPY·

BF680

BF680 Series Barrier Free									
Part	Black, Blue, Brown or Red Plastic	28/628	3/605 4/606	10/612	10B/613	10BL/614	10BE/BSP	26/625 26D/626	32D/630
BF680	28.50	54.00	51.90	51.90	51.90	57.00	63.00	49.80	63.90
BF680M	54.00	121.00	112.00	112.00	112.00	132.00	167.00	107.00	130.00
BF680W	78.00	175.00	164.00	164.00	164.00	183.00	256.00	158.00	202.00
BF680R	110.00	255.00	238.00	238.00	238.00	260.00	392.00	231.00	314.00

Standard 1" letter height. Grade 2 Braille translations. Available in .125" non-glare plastic or .050" thick metal. Pricing is per letter for Part BF680 priced 3 letter minimum. Over 3 letters there will be additional charge per letter for Part's BF680M, BF680W, BF680R. Screw mounting provided. Self-adhesive mounting available.

BF Series ADA Tactile Signs



BF685



BF687



BF688

BF Series ADA Tactile							
Part	Black, Blue, Brown or Red Plastic	3/605 4/606	10/612 10BL/614	10BE/BSP	26/625 26D/626	32D/630	
BF683	93.00	277.00	277.00	317.00	254.00	254.00	
BF684	93.00	274.00	274.00	317.00	254.00	254.00	
BF685	93.00	274.00	274.00	317.00	254.00	254.00	
BF686	93.00	318.00	318.00	372.00	295.00	296.00	
BF687	93.00	297.00	297.00	345.00	273.00	274.00	
BF688	93.00	297.00	297.00	345.00	273.00	274.00	
BF689	93.00	318.00	318.00	372.00	295.00	296.00	

Standard 1" letter height. Grade 2 Braille translations. Available in .125" non-glare plastic or .050" thick metal. Screw mounting provided. Self-adhesive mounting available.

BFM Series ADA Molded Plastic Signs



BFM687



BFM688



BFM689

Molded Plastic		
Part	Black	Blue
BFM682	22.10	22.10
BFM684	22.10	22.10
BFM685	22.10	22.10
BFM686	22.10	22.10
BFM687	22.10	22.10
BFM688	22.10	22.10
BFM689	22.10	22.10

Standard 5/8" letter height. Grade 2 Braille translations. Self-adhesive mounting.



BFM624



BFM625

All Gender Restroom Signs

Molded Plastic	
Part	Blue
BFM624	30.30
BFM625*	24.10

*Standard 5/8" letter height. Grade 2 Braille translations. Self-adhesive mounting.

Auxiliary Hardware

Hand Rail Brackets - Specify Wood or Metal Rail

Part	3/605	10B/613	10BE/BSP	15/619	26D/626	26/625
700	78.00	87.00		95.00	84.00	84.00
701	79.00	85.00	117.00	91.00	79.00	79.00
702	70.00	76.00	108.00	84.00	73.00	73.00

Coat Hooks

Part	3/605	10B/613	10BE/BSP	15/619	15A/620	26D/626	26/625
790	11.90	16.00	31.70		29.90	11.00	13.10
796	12.60	17.20	33.70	17.40	27.80	13.40	11.00
802	14.30	18.60	38.60	17.80	29.30	15.20	12.30
806	16.00	20.50	41.40	20.50	30.80	17.50	14.20

Ball Knob

Part	10B/613	10BE/BSP	15/619	26D/626	26/625
841	17.20	26.80	17.50	11.10	11.60

Utility Pull

Part	3/605 4/606	10B/613	10BE/BSP	26/625 26D/626	Burnished Aluminum
845	41.80	45.60	60.00	44.30	16.30

Wire Pulls - Specify Door Thickness

Part	3/605 4/606	10B/613	10BE/BSP	26D/626	26/625	32D/630	32DMS
850	41.60	44.30	48.40	39.70	39.70	37.30	52.00
851	41.60	44.30	48.40	39.70	39.70	37.30	52.00
852	41.60	44.30	48.40	39.70	39.70	37.30	52.00
853	39.10	15.20	36.30	9.40	8.90	9.50	39.30
856-RKW	46.20	47.60	55.00	44.30	44.30	43.40	59.00

Flush Pulls

Part	3/605	10BE/BSP	26D/626	32D/630
860		18.50		8.40
870	7.30	12.30		5.30
872	18.50	40.60	21.00	

Edge Pulls

Part	3/605	10B/613	10BE/BSP	26D/626	26/625
880	16.80	18.40		16.30	
885	56.00	63.00	68.00	61.00	63.00

Pocket Door Pulls - For use on 1 3/8" to 1 3/4" Doors

Part	3/605	10B/613	26D/626	26/625
890	17.20	18.40	16.60	17.20
891	17.80	19.40	17.30	17.80

Magnetic Catches

Part	Brass	Aluminum
900	11.10	11.70
901	16.00	16.80

Adjustable Ball Catches

Part	3/605	26D/626
910	11.70	11.60
910RC		15.60
911	12.40	12.40
911RC		17.30

Coordinators

Carry Bar for 2600 Series Coordinators

Part	Black	10B/613	32D/630
1100	72.00	98.00	103.00

Mounting Brackets (For Soffit Applied Hardware)

Part	Black	Gray
2601AB	24.00	34.00
2601C	24.00	34.00
2601D	42.00	42.00

2600 Series Coordinators w/Filler and Filler Bars

Part	Black	28/628
NX2648-NX2654	152.00	172.00
2655-2660	165.00	157.00
2661-2672	126.00	157.00
2673-2696	146.00	172.00
L2662-L26112	123.00	255.00
FB-1	46.90	38.50
FB-2	45.00	44.40

1700 Universal Door Coordinator

1700	135.00	140.00
-------------	--------	--------

Flush Bolts

Flush Bolts

Part	3/605 4/606	10B/613	10/612	10BE/BSP	26/625	26D/626	32D/630	32/629
2805	97.00	97.00	154.00		94.00	93.00	105.00	
2840	97.00	97.00	154.00	97.00	94.00	93.00		
2842	184.00	184.00	293.00	184.00	165.00	165.00		
2845	184.00	184.00	293.00	184.00	177.00	178.00		
2848	184.00	184.00	293.00			178.00	199.00	
2849	184.00	184.00	293.00			178.00	199.00	
2905	101.00	101.00	150.00		98.00	98.00	111.00	
2940	101.00		150.00	101.00	98.00	98.00		
2942	198.00	198.00	316.00	198.00	177.00	178.00		
2945	198.00	198.00	316.00	198.00	192.00	192.00		
2948	198.00	198.00	292.00			192.00	215.00	
2949	198.00	198.00	285.00			192.00	215.00	
2960	231.00	231.00	343.00			226.00	252.00	
2962	231.00	231.00	343.00			226.00	252.00	
BFB (wood or metal door)						156.00		
CPK 2840	27.80	27.80	38.10			26.90	30.10	

ROCKWOOD
ASSA ABLOY

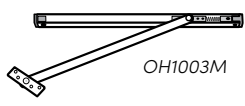
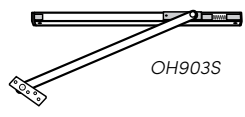
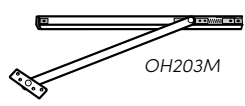
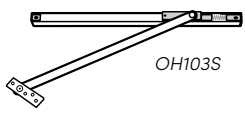
Experience a safer
and more open world

USA & Canada Prices Effective March 1, 2024
Check the websites for the most updated product information.

USA: 800 458 2424 • www.rockwoodmfg.com | Canada: 800 461 3007 • www.assaabloydss.ca
Copyright © 2021-2024, ASSA ABLOY Accessories and Door Controls Group, Inc. All rights reserved. Reproduction in whole or in part without the express written permission of ASSA ABLOY Accessories and Door Controls Group, Inc. is prohibited.

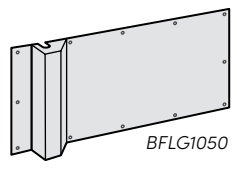
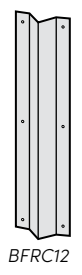
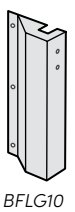
Overhead Holders & Stops

Heavy Duty Concealed		
Part	10BE	32D/630
OH101S	359.00	396.00
OH102S	359.00	396.00
OH103S	359.00	396.00
OH104S	359.00	396.00
OH105S	359.00	396.00
OH101H	328.00	361.00
OH102H	328.00	361.00
OH103H	328.00	361.00
OH104H	328.00	361.00
OH105H	328.00	361.00
Standard Duty Concealed		
Part	10BE	32D/630
OH201M	130.00	160.00
OH202M	130.00	160.00
OH203M	130.00	160.00
OH204M	130.00	160.00
OH205M	130.00	160.00
Heavy Duty Surface Mounted		
Part	10BE	32D/630
OH901S	331.00	353.00
OH902S	331.00	353.00
OH903S	331.00	353.00
OH904S	331.00	353.00
OH905S	331.00	353.00
OH901H	331.00	353.00
OH902H	331.00	353.00
OH903H	331.00	353.00
OH904H	331.00	353.00
OH905H	331.00	353.00
Standard Duty Surface Mounted		
Part	10BE	32D/630
OH1001M	130.00	174.00
OH1002M	130.00	174.00
OH1003M	130.00	174.00
OH1004M	130.00	174.00
OH1005M	130.00	174.00



Covers

Latch Guard Covers - .050" Thick (Specify Handing)				
Part	3/605	10B/613	10BE/BSP	32D/630
BFLG10			211.00	158.00
BFLG12			221.00	162.00
BFLG16			243.00	183.00
Vertical Rod Covers - .050" Thick				
Part	3/605	10B/613	10BE/BSP	32D/630
BFRC12	174.00	185.00	168.00	59.00
BFRC24	204.00	204.00	238.00	84.00
Vertical Rod Latch Guard Cover				
Part	Width of Door	10BE/BSP	32D/630	
BFLG1050	Up to 36"	352.00	262.00	

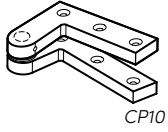


Over 36" add \$1.50/in.

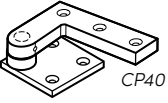
USA & Canada Prices Effective March 1, 2024
 Check the websites for the most updated product information.
 USA: 800 458 2424 • www.rockwoodmfg.com | Canada: 800 461 3007 • www.assaabloydss.ca
 Copyright © 2021-2024, ASSA ABLOY Accessories and Door Controls Group, Inc. All rights reserved. Reproduction in whole or in part without the express written permission of ASSA ABLOY Accessories and Door Controls Group, Inc. is prohibited.

ROCKWOOD®
ASSA ABLOY
 Experience a safer
 and more open world

Pivots



CP10



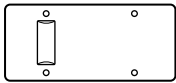
CP40

Standard Head				
Part	3/605 4/606	10/612 10B/613	10BE/BSP	26/625 26D/626
CP10	363.00	397.00	548.00	383.00
CP10HD	525.00	561.00	777.00	544.00
Standard Floor				
CP40	363.00	397.00	548.00	383.00
CP40HD	525.00	561.00	777.00	544.00

Prices are for 1 3/4" thick wood doors. Pivots for thicker doors are priced on application. Allow 4 weeks delivery. NOTE: Pivots are 3/8" x 7/8" wide; HD (heavy duty) pivots are 1/2" x 1" wide.

Order form available when ordering.

Custom Strikes



590DA

Custom Strikes					
Part	Quantity	3/605 4/606 10/612 10B/613	10BE/ BSP	26/625 26D/626 32/629	32D/ 630
CS-ASA1, CS-ASA2, CS-OM, CS-T, 590-DA	Up to 5	73.00	89.00	73.00	57.00
	6 to 10	64.00	81.00	66.00	52.00
	11 to 20	61.00	76.00	61.00	45.50
	21 +	57.00	70.00	57.00	42.20

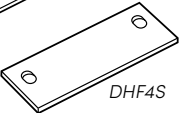
.090" Thick (€102.00 minimum charge. Made to your specifications.)

Order form available when ordering.

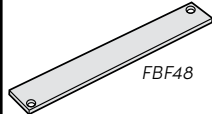
Filler Plates & Shims



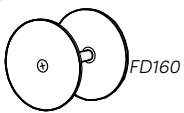
DF86



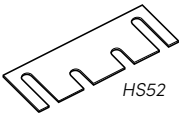
DHF4S



FBF48



FD160



HS52

Filler Plates & Shims			Part	Pack Size	Price
DF86	25	119.00	HS54	50	104.00
DFF4	25	90.00	LA86	25	213.00
DFF5	25	99.00	LF161	25	80.00
DHF4B	25	92.00	SFASA	25	78.00
DHF4S	25	96.00	SF160	25	69.00
DHF5B	25	90.00	SFB160	25	72.00
DHF5S	25	99.00			
FBF48	25	106.00			
FBS48	25	63.00			
FC161	25	115.00			
FD160	25	99.00			
HS42	50	80.00			
HS44	50	96.00			
HS52	50	96.00			

Sold in pack quantities only.

Angle Plates



KB1150



KB1151



KB1152

Angle Plates		
Part	Description	Pricing
KB1150 Style A	One-Sided	Fax or Email Dimensions for Pricing
KB1151 Style C	Two-Sided	Fax or Email Dimensions for Pricing
KB1152 Style B	Bottom	Fax or Email Dimensions for Pricing

.050" Thick - Refer to page 40 for Angle Plate Fasteners. Add \$39.70 list per bend to plates price.

Order form available when ordering.

Trim Protector Bars

Heavy Duty - 3/8" thick stainless for heavy traffic.

Part	CTC	10BE/ BSP	32D/ 630	32DMS
HD2230	8"	279.00	194.00	260.00
HD2240	8"	279.00	194.00	260.00
HD2250	8"	279.00	194.00	260.00

Lever - 3/8" thick for heavy traffic.

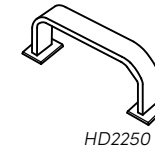
Part	10BE/ BSP	32D/ 630	32DMS
R101LPB	196.00	129.00	199.00
R102LPB	315.00	242.00	292.00
R111LPB	202.00	134.00	188.00
R112LPB	360.00	281.00	334.00
R115LPB	223.00	142.00	206.00

Exit Device - 3/8" thick stainless for heavy traffic. Field cutting hinge end of exit device is required.

R116EDPL	497.00	362.00	460.00
R116EDPH	497.00	362.00	460.00

Standard Duty - 3/16" thick stainless for moderate traffic.

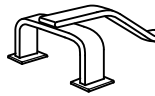
SD1230	102.00	70.00	96.00
SD1240	102.00	70.00	96.00
SD1250	102.00	70.00	96.00
SD1260	102.00	70.00	96.00



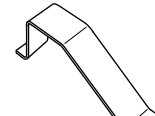
HD2250



R111LPB



R116EDPH



SD1260



Experience a safer and more open world

USA & Canada Prices Effective March 1, 2024
Check the websites for the most updated product information.

USA: 800 458 2424 • www.rockwoodmfg.com | Canada: 800 461 3007 • www.assaabloydss.ca
Copyright © 2021-2024, ASSA ABLOY Accessories and Door Controls Group, Inc. All rights reserved. Reproduction in whole or in part without the express written permission of ASSA ABLOY Accessories and Door Controls Group, Inc. is prohibited.

Door Plates Hundred Square Inch Size Chart

To calculate the list price of kick plate, use the hundred square inch number times the list price. (Example: 10" x 34" is 3.40 square inches.) Take that number times the list price from the following page. (Example: 32D list \$12.90 x 3.40 = \$43.86.)

H/W	24"	26"	28"	30"	32"	34"	36"	38"	40"	42"	44"	46"	48"
4"	0.96	1.04	1.12	1.20	1.28	1.36	1.44	1.52	1.60	1.68	1.76	1.84	1.92
6"	1.44	1.56	1.68	1.80	1.92	2.04	2.16	2.28	2.40	2.52	2.64	2.76	2.88
8"	1.92	2.08	2.24	2.40	2.56	2.72	2.88	3.04	3.20	3.36	3.52	3.68	3.84
10"	2.40	2.60	2.80	3.00	3.20	3.40	3.60	3.80	4.00	4.20	4.40	4.60	4.80
12"	2.88	3.12	3.36	3.60	3.84	4.08	4.32	4.56	4.80	5.04	5.28	5.52	5.76
14"	3.36	3.64	3.92	4.20	4.48	4.76	5.04	5.32	5.60	5.88	6.16	6.44	6.72
16"	3.84	4.16	4.48	4.80	5.12	5.44	5.76	6.08	6.40	6.72	7.04	7.36	7.68
18"	4.32	4.68	5.04	5.40	5.76	6.12	6.48	6.84	7.20	7.56	7.92	8.28	8.64
20"	4.80	5.20	5.60	6.00	6.40	6.80	7.20	7.60	8.00	8.40	8.80	9.20	9.60
22"	5.28	5.72	6.16	6.60	7.04	7.48	7.92	8.36	8.80	9.24	9.68	10.12	10.56
24"	5.76	6.24	6.72	7.20	7.68	8.16	8.64	9.12	9.60	10.08	10.56	11.04	11.52
26"	6.24	6.76	7.28	7.80	8.32	8.84	9.36	9.88	10.40	10.92	11.44	11.96	12.48
28"	6.72	7.28	7.84	8.40	8.96	9.52	10.08	10.64	11.20	11.76	12.32	12.88	13.44
30"	7.20	7.80	8.40	9.00	9.60	10.20	10.80	11.40	12.00	12.60	13.20	13.80	14.40
32"	7.68	8.32	8.96	9.60	10.24	10.88	11.52	12.16	12.80	13.44	14.08	14.72	15.36
34"	8.16	8.84	9.52	10.20	10.88	11.56	12.24	12.92	13.60	14.28	14.96	15.64	16.32
36"	8.64	9.36	10.08	10.80	11.52	12.24	12.96	13.68	14.40	15.12	15.84	16.56	17.28
38"	9.12	9.88	10.64	11.40	12.16	12.92	13.68	14.44	15.20	15.96	16.72	17.48	18.24
40"	9.60	10.40	11.20	12.00	12.80	13.60	14.40	15.20	16.00	16.80	17.60	18.40	19.20
42"	10.08	10.92	11.76	12.60	13.44	14.28	15.12	15.96	16.80	17.64	18.48	19.32	20.16
44"	10.56	11.44	12.32	13.20	14.08	14.96	15.84	16.72	17.60	18.48	19.36	20.24	21.12
46"	11.04	11.96	12.88	13.80	14.72	15.64	16.56	17.48	18.40	19.32	20.24	21.16	22.08
48"	11.52	12.48	13.44	14.40	15.36	16.32	17.28	18.24	19.20	20.16	21.12	22.08	23.04

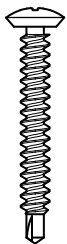
Options

Option	Add	12"H or Less	Over 12" - 48"H
HVBEV	Heavy Beveled Edges	8.00	13.70
BEV	Beveled - No charge included on all plates		
CSK	Countersunk Holes	0.60 per hundred square inch	
SA	Self-Adhesive Mount	21.00	43.50
	CFC		45.60
	Cut for Louver		142.00
	Notch for Armor		65.00
	Add Row of Screws		20.50
	UL Listing		13.30

Order form available for K1050 for Notch, Cylinder and Louver preps.

Screw Quantity Chart

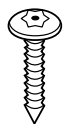
Height/Length	17" - 24"	25" - 32"	33" - 40"	41" - 48"
4" - 12"	8 pcs.	10 pcs.	12 pcs.	14 pcs.
13" - 18"	10 pcs.	12 pcs.	14 pcs.	16 pcs.
19" - 24"	12 pcs.	14 pcs.	16 pcs.	18 pcs.
25" - 32"	16 pcs.	18 pcs.	20 pcs.	22 pcs.
33" - 40"	18 pcs.	20 pcs.	22 pcs.	24 pcs.
40" - 48"	20 pcs.	22 pcs.	24 pcs.	26 pcs.



Cut Installation Time in Half with SELF DRILLING TEK SCREWS

- For US32D Kick Plates SP1050; \$47.90/Hundred Pack.
- For US3 Kick Plates SP1069; \$88.00/Hundred Pack
- Packed with each plate - specify when ordering "by TEK Screws".

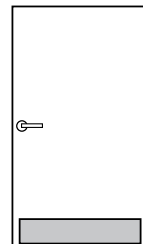
Size	Screws Required	US32D 630
8" x 34"	12	5.80
10" x 34"	12	5.80
12" x 34"	12	5.80
16" x 34"	14	6.70
36" x 34"	22	10.50



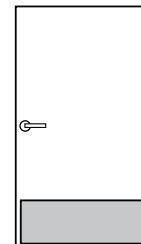
TORX SECURITY SCREWS

- For US32D Kick Plates SP1042; \$95.00/Hundred Pack.
- Packed with each plate - specify when ordering "by TORX Screws".

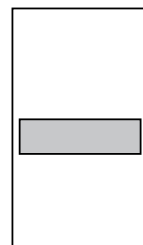
Size	Screws Required	US32D 630
8" x 34"	12	11.40
10" x 34"	12	11.40
12" x 34"	12	11.40
16" x 34"	14	13.30
36" x 34"	22	20.90



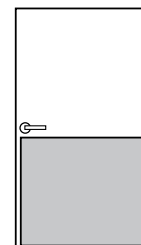
Mop Plate
Up to 8"H x 48"W



Kick Plate
6" to 12"H x 48"W



Stretcher Plate
6" to 12"H and up to 48"W



Armor Plate
Up to 48"H x 48"W

USA & Canada Prices Effective March 1, 2024

Check the websites for the most updated product information.

USA: 800 458 2424 • www.rockwoodmfg.com | Canada: 800 461 3007 • www.assaabloydss.ca

Copyright © 2021-2024, ASSA ABLOY Accessories and Door Controls Group, Inc. All rights reserved. Reproduction in whole or in part without the express written permission of ASSA ABLOY Accessories and Door Controls Group, Inc. is prohibited.

ROCKWOOD

ASSA ABLOY

Experience a safer
and more open world

Price includes beveled edges!

Door Plates

Finish	Maximum Size	8", 10", 12" Height	4", 6" Special Height <12"	12.1" ≤ 36" High	36.1" ≤ 48" High
K1050					
K1050WS (UL+WS add)					
US32D	48" x 48"	12.90	15.60	13.30	13.30
US32DMS	48" x 48"	25.30	30.10	25.60	25.60
US32D316	40" x 48"	21.20	25.40	21.90	21.90
US32	48" x 48"	34.80	41.80	35.50	35.50
US3	48" x 48"	48.90	58.00	62.00	74.00
US4	48" x 48"	48.90	58.00	62.00	74.00
US9	48" x 48"	54.00	66.00	69.00	84.00
US10	48" x 48"	59.00	70.00	70.00	85.00
US10B	48" x 48"	56.00	68.00	70.00	85.00
10BE/BSP (Stock PC's)	48" x 48"	20.50	24.60	21.20	21.20
4E	48" x 48"	22.60	27.10	23.30	23.30
US15	24" x 48"	57.00	68.00		
US26D	24" x 48"	56.00	68.00		
US26	24" x 48"	56.00	68.00		
US5	48" x 48"	56.00	68.00	70.00	85.00
US28	48" x 48"	13.70	16.50	14.30	14.30
K1038					
US32D	48" x 48"	12.90	15.60	13.30	13.30
K1062					
32D	48" x 48"	40.60	40.60	40.60	40.60
32DMS	48" x 48"	44.80	44.80	44.80	44.80
10BE/BSP (Stock PC's)	48" x 48"	44.80	44.80	44.80	44.80
K1125					
US32D	48" x 48"	122.00	122.00	122.00	122.00
US3	48" x 48"	228.00	228.00	228.00	228.00
US4	48" x 48"	228.00	228.00	228.00	228.00
US9	48" x 48"	262.00	262.00	262.00	262.00
US10	48" x 48"	246.00	246.00	246.00	246.00
US10B	48" x 48"	246.00	246.00	246.00	246.00
10BE/BSP (Stock PC's)	48" x 48"	137.00	137.00	137.00	137.00
US28	48" x 48"	66.00	66.00	66.00	66.00
ALM DIA	48" x 48"	68.00	68.00	68.00	68.00
K2125					
Stock Plastic	48" x 48"	38.90	38.90	38.90	38.90
K3125					
Stock Plastic	48" x 48"	16.80	16.80	16.80	16.80
K4125					
Clear Plastic	48" x 48"	16.80	16.80	16.80	16.80
K2060					
Stock Kydex .060"	48" x 48"	19.00	21.80	19.00	19.00

OTHER OPTIONS

- Countersunk on .050" Metal Plates add \$0.60 per hundred square inch.
- SA - Self-Adhesive Kick Plates 12" high & under add \$21.00 each, over 12" high add \$43.50 each (not available on any US10B size or Brass & Bronze Base Plates over 24" high).

FOR FIRE RATED OPENINGS

- K1050-F* Screw Mounted Plates for steel fire doors rated up to and including 3 hours and wood composite type fire doors rated up to 1 1/2 hours. Available in US32D and all other metal finishes. **Add \$13.30 per plate.** (Maximum Size: 54"H x 46 1/2"W) **UL Approved.**
- K2060SA-F* Self-Adhesive Kydex for 90-minute wood door and 3-hour metal door. **Add \$13.30 per plate.** (Maximum Size: 54"H x 46 1/2"W) **UL Approved.**



* **NFPA 80 STANDARDS — 6.4.5 Protection Plates:** Factory-installed protection plates shall be installed in accordance with the listing of the door. Field-installed protection plates shall be labeled and installed in accordance with their listing. *Exception: Labeling is not required where the top of the protection plate is not more than 16" (406 mm) above the bottom of the door.*

NOTE: Door Plate list pricing is per hundred square inches. Refer to "Hundred Square Inch Size Chart" on page 29 to calculate the list price of each door plate and other available options. See page 40 for special kick plate fasteners.

NOTE: K1050WS plates have a UL and Windstorm rating, add \$38.30 per plate.



Experience a safer and more open world

USA & Canada Prices Effective March 1, 2024
Check the websites for the most updated product information.

USA: 800 458 2424 • www.rockwoodmfg.com | Canada: 800 461 3007 • www.assaabloydss.ca
Copyright © 2021-2024, ASSA ABLOY Accessories and Door Controls Group, Inc. All rights reserved. Reproduction in whole or in part without the express written permission of ASSA ABLOY Accessories and Door Controls Group, Inc. is prohibited.

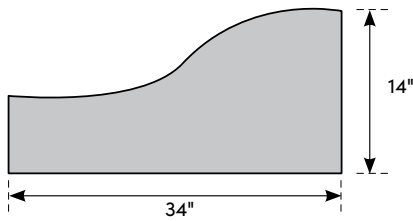


K1050-1 - K1050-8 & K1050A-1 - K1050A-8 (.050" Thick) Shaped Metal Plates Add-On Chart

Add unit price below to list price for kick plate from above chart. Prices are based on same size and same shape.

Pieces	Pricing
1 - 10 Pieces	Email Dimensions and Quantities for Pricing
11 - 20 Pieces	Email Dimensions and Quantities for Pricing
21+ Pieces	Email Dimensions and Quantities for Pricing

To calculate Shapes™ metal plate price use the largest height x width dimension of the size required to make your design. Refer to "Hundred Square Inch Size Chart" on page 29 and the list price for 32D K1050 kick plates above. Then add the per plate charge supplied by the factory.



Example:
14" x 34" Plate Calculation

USA & Canada Prices Effective March 1, 2024

Check the websites for the most updated product information.

USA: 800 458 2424 • www.rockwoodmfg.com | Canada: 800 461 3007 • www.assaabloydss.ca

Copyright © 2021-2024, ASSA ABLOY Accessories and Door Controls Group, Inc. All rights reserved. Reproduction in whole or in part without the express written permission of ASSA ABLOY Accessories and Door Controls Group, Inc. is prohibited.

ROCKWOOD®

ASSA ABLOY

Experience a safer
and more open world

Architectural Finishes

Most of Rockwood's products are available in all of the following architectural finishes. The catalog indicates exceptions. This finish list is grouped by base metal.

Base Metal	Description	Price Book Code	Rockwood Code	BHMA Code
Aluminum	Satin	27	US27	627
Aluminum	Clear Anodized	28	US28	628
Aluminum	Light Bronze Anodized	311	311	—
Aluminum	Medium Bronze Anodized	312	312	—
Aluminum	Dark Bronze Anodized	313	313	710
Aluminum	Extra Dark Bronze Anodized	314	314	—
Aluminum	Black Anodized	315	315	711
Aluminum	White Powder Coat	WPC	WPC	—
Aluminum	Red Powder Coat	RPC	RPC	—
Aluminum	Black Powder Coat	BPC	BPC	—
Brass	Polished Clear Coated	3	US3	605
Brass	Polished No Coating	3NL	US3NL	—
Brass	Satin Clear Coated	4	US4	606
Brass	Satin Oxidized Relieved	5	US5	609
Brass	Satin Nickel Plated Clear Coated	15	US15	619
Brass	Satin Nickel Blackened Relieved Clear Coated	15A	US15A	620
Brass	Flat Black Powder Coated	19	US19	622
Brass	Polished Chrome Plated	26	US26	625
Brass	Satin Chrome Plated	26D	US26D	626
Bronze*	Polished Clear Coated	9	US9	611
Bronze*	Satin Clear Coated	10	US10	612
Bronze*	Satin Black Oxidized Oil Rubbed	10A	US10A	722
Bronze*	Satin Oxidized Oil Rubbed	10B	US10B	613
Bronze*	Satin Oxidized Clear Coated	10BL	US10BL	614
Bronze*	Dark Oxidized Statuary Clear Coated	20A	US20A	624
Stainless Steel	Polished	32	US32	629
Stainless Steel	Satin	32D	US32D	630
Special Finishes (see descriptions)				
Stainless Steel	Satin MicroShield® Coated	32DMS***	US32DMS***	—
Stainless Steel	Polished 316 Alloy	32316***	US32316***	—
Stainless Steel	Satin 316 Alloy	32D316***	US32D316***	—
	Dark Oxidized Satin Bronze, Equivalent	10BE	10BE	(613E)
	Black Suede Powder Coat	BSP	BSP	—
	White Suede Powder Coat	WSP	WSP	—
	Wrought Black Powder Coat	WB	WB	—

ROCKWOOD®
ASSA ABLOY

Experience a safer
and more open world

Special Finishes Description

32DMS (MicroShield®): As part of its promise to provide innovative solutions to their customers, ASSA ABLOY Group companies offer the MicroShield® technology, a silver-based antimicrobial coating designed to inhibit the spread of germs and bacteria.

32316 and **32D316** are made from alloy 316 stainless steel containing molybdenum and extra nickel, giving it substantially higher corrosion resistance than the standard stainless steels typically used in door hardware. This finish is ideal for use in coastal, urban, and industrial areas that have harsh environmental conditions. **32316** (polish) finishes offer the best corrosion resistance and should be used in caustic environments.

10BE Dark Oxidized Satin Bronze equivalent: This finish provides the richness and warmth of the 10B/613 "living" finish, but maintains its original color and appearance and will not fade or wear over time. The 10BE finish is offered by Corbin Russwin, McKinney, Norton, Rixson, Rockwood, SARGENT and Yale, providing visual consistency between ASSA ABLOY Group brands.

* On most bronze finishes we will supply solid bronze material. Where solid bronze material is not available, we will use brass as a base material with a bronze look powder coat in its place.

*** Available on select items as indicated by the finish icon throughout the catalog.



MicroShield® is a registered trademark of Yale Security Inc., an ASSA ABLOY Group company.

USA & Canada Prices Effective March 1, 2024
Check the websites for the most updated product information.

USA: 800 458 2424 • www.rockwoodmfg.com | Canada: 800 461 3007 • www.assaabloydss.ca
Copyright © 2021-2024, ASSA ABLOY Accessories and Door Controls Group, Inc. All rights reserved. Reproduction in whole or in part without the express written permission of ASSA ABLOY Accessories and Door Controls Group, Inc. is prohibited.

Set Mounting Charges

Mounting Spec #	Door Type	Pull Type	Mounting Type			Add-on
			Pull Free End	Push Free End	Common End	
T1	Metal & Wood	Straight or Offset	12	12	5	34.48
T1HD	Metal & Wood	Straight or Offset	12HD	12HD	5HD	42.11
T2	Glass	Straight or Offset	15	15	13	43.69
T2HD	Glass	Straight or Offset	15HD	15HD	13HD	52.43
T3*	Metal & Wood	Straight or Offset	1	1	5	Included
T3HD	Metal & Wood	Straight or Offset	1HD	1HD	5HD	15.55
T4	Metal	Straight	6	6	5	13.37
T4HD	Metal	Straight	6HD	6HD	5HD	19.92
T4	Metal	Offset	17	17	16	19.91
T4HD	Metal	Offset	17HD	17HD	16HD	24.50
T5	Wood	Straight or Offset	8	8	5	16.14

*T3 is the standard mounting method for metal and wood doors.

NOTE: Heavy Duty (HD) mounting features hex drive for positive tightening and large overall size for superior strength. Recommended for high frequency and rough service openings.

Mounting Types

Pull Style	PULL ON ONE SIDE OF DOOR								PULL ON BOTH SIDES OF DOOR (BTB)				
	Thru Bolt	Deco Thru Bolt	Concealed						Cone Head/Set Screw				Lug Plate
Door Type	Wood/Metal	Glass	Metal	Metal	Wood	Metal	Metal	Wood/Metal	Glass		Any		
Cone Heads	NA	NA	NA	Single	Single	Single	Double	Double	Single	Double	Single		
Mounting Type	Type 1	Type 12	Type 15	Type 6	Type 6R	Type 8	Type 17	Type 17R	Type 5	Type 16	Type 13	Type 18	Type 9
Standard (STD) Bolt Size	¼"-20	¼"-20	¼"-20	¼"-20	¼"-20	¼"-20	¼"-20	¼"-20	¼"-20	¼"-20	¼"-20	¼"-20	¼"-20
Price	INCL	30.02	35.47	8.91	14.06	11.68	13.28	18.76	8.91	13.25	16.43	22.75	29.46
Heavy Duty (HD) Bolt Size	⅝"-18	⅝"-18	⅝"-18	⅝"-18	⅝"-18	⅝"-18	⅝"-18	⅝"-18	⅝"-18	⅝"-18	⅝"-18	⅝"-18	
Price	8.91	35.47	42.03	13.28	19.90	16.33	16.33	23.47	13.28	16.33	20.80	26.02	
Extra Heavy Duty (XHD) Bolt Size	¾"-16	¾"-16	¾"-16										
Price	13.04	38.75	45.31										

Straight Pulls														
Pull Type	Dia.	MAXIMUM BOLT SIZE ALLOWED								MAXIMUM BOLT SIZE ALLOWED				
		Type 1	Type 12	Type 15	Type 6	Type 6R	Type 8	Type 17	Type 17R	Type 5	Type 16	Type 13	Type 18	Type 9
Straight	⅝"	STD	STD	STD			STD					STD		
Straight	¾"	HD	HD	HD	STD		STD					STD		STD
Straight	1"	HD	HD	HD	HD	HD	HD					HD		STD

Offset Pulls														
Pull Type	Dia.	MAXIMUM BOLT SIZE ALLOWED								MAXIMUM BOLT SIZE ALLOWED				
		Type 1	Type 12	Type 15	Type 6	Type 6R	Type 8	Type 17	Type 17R	Type 5	Type 16	Type 13	Type 18	Type 9
Offset	⅝"	STD	STD	STD								STD		
Offset	¾"	HD	HD	HD								STD		
Offset	1"	XHD	XHD	XHD				HD	STD		HD	HD		
Offset	1 ¼"	XHD	XHD	XHD				HD	STD		HD	HD		

USA & Canada Prices Effective March 1, 2024

Check the websites for the most updated product information.

USA: 800 458 2424 • www.rockwoodmfg.com | Canada: 800 461 3007 • www.assaabloydss.ca

Copyright © 2021-2024, ASSA ABLOY Accessories and Door Controls Group, Inc. All rights reserved. Reproduction in whole or in part without the express written permission of ASSA ABLOY Accessories and Door Controls Group, Inc. is prohibited.

ROCKWOOD

ASSA ABLOY

Experience a safer
and more open world

NOTE: Heavy Duty (HD) mounting features hex drive for positive tightening and large overall size for superior strength. Recommended for high frequency and rough service openings.

Free End Thru Bolt

TYPE 1 - Thru Bolt Wood or Metal Door

Labels: Pull, Finish Washer, Flat Head Machine Screw, Outside, Inside

Type	Bolt Size	Drill Size	Price
1	1/4"-20	9/32	Incl.
1HD	5/16"-18	11/32	8.91
1XHD	3/8"-16	13/32	13.04

TYPE 12 - Decorative Thru Bolt Wood or Metal Door

Labels: Pull, Thru Bolt

Type	Bolt Size	Drill Size	Price
12	1/4"-20	9/32	30.02
12HD	5/16"-18	11/32	35.47
12XHD	3/8"-16	13/32	38.75

TYPE 15 - Decorative Thru Bolt Glass Door

Labels: Plastic Washers, Pull, Thru Bolt, Neoprene Bushing 5/8" Dia. Hole

Type	Bolt Size	Drill Size	Price
15	1/4"-20	5/8	35.47
15HD	5/16"-18	5/8	42.03
15XHD	3/8"-16	5/8	45.31

Free End Concealed

TYPE 6 - Surface Concealed Metal Door

Minimum diameter of pull is 5/8"

Labels: Cone Head Machine Screw, Pull, Set Screw, Reinforcement by others

For doors with rivnuts specify Type 6R

Type	Bolt Size	Drill Size	Price
6	1/4"-20	1/4"-20 Tap	8.91
*6HD	5/16"-18	5/16"-18 Tap	13.28

TYPE 6R - Surface Concealed Metal Door

Minimum diameter of pull is 1"

Labels: Cone Head Machine Screw, Pull, Set Screw, Rivnut

Type	Bolt Size	Drill Size	Price
6R	1/4"-20	N/A	14.06
*6RHD	5/16"-18	N/A	19.90

TYPE 8 - Surface Concealed Wood Door

Labels: Cone Head Machine Screw, Pull, Knife Thread Insert, 1/4"-20 Set Screw

Type	Bolt Size	Drill Size	Price
8	1/4"-20	23/64 - 9/16 dp.	11.68
*8HD	5/16"-18	7/16 - 9/16 dp.	16.33

TYPE 17 - Surface Concealed Metal Door

Minimum diameter of pull is 1"

Labels: Cone Head Machine Screw, Pull, Set Screws, Reinforcement by others

Type	Bolt Size	Drill Size	Price
17	1/4"-20	1/4"-20 Tap	13.28
17HD	5/16"-18	5/16"-18 Tap	16.33

TYPE 17R - Surface Concealed Metal Door

Minimum diameter of pull is 1"

Labels: Cone Head Machine Screw, Pull, Set Screws, Rivnut

Type	Bolt Size	Drill Size	Price
17R	1/4"-20	N/A	18.76
17RHD	5/16"-18	N/A	23.47

*HD mountings feature 2 set screws 180° apart.

ROCKWOOD®
ASSA ABLOY

Experience a safer and more open world

USA & Canada Prices Effective March 1, 2024
Check the websites for the most updated product information.

USA: 800 458 2424 • www.rockwoodmfg.com | Canada: 800 461 3007 • www.assaabloydss.ca
Copyright © 2021-2024, ASSA ABLOY Accessories and Door Controls Group, Inc. All rights reserved. Reproduction in whole or in part without the express written permission of ASSA ABLOY Accessories and Door Controls Group, Inc. is prohibited.

NOTE: Y base plates are recommended on wood or glass doors to make a stable and durable mounting (see page 39 for details).
 NOTE: Heavy Duty (HD) mounting features hex drive for positive tightening and large overall size for superior strength. Recommended for high frequency and rough service openings.

Flush Pull Mounting

Type 10 Mounting applies to the 94 Series Flush Pulls

TYPE 10 - Surface Mounted Wood or Metal Door

Type	Bolt Size	Drill Size	Price
10	#8-32	9/32	16.33

Wire or Small Post Mount Pull Mounting

NOTE: This mounting should only be used on pulls with mounting points that are 1/2" in diameter.

TYPE 5S - Back-to-Back Wood or Metal Door

Type	Bolt Size	Drill Size	Price
5S	#8-32	13/64	16.33

TYPE 5 - Back-to-Back Wood or Metal Door
 Minimum diameter of pull is 5/8"

Type	Bolt Size	Drill Size	Price
5	1/4"-20	9/32	8.91
5HD	5/16"-18	11/32	13.28

TYPE 9 - Back-to-Back w/Lug Plate Any Door Type
 Minimum diameter of pull is 5/8"

Type	Bolt Size	Drill Size	Price
9	1/4"-20	N/A	29.46

TYPE 11/11XHD - Back-to-Back w/Spanner Collar - Wood or Metal Door
 Minimum diameter of pull is 1"

Type	Bolt Size	Drill Size	Price
11/11XHD	3/8"-16	13/32	33.84

Common End Back-to-Back

TYPE 13 - Back-to-Back Glass Door

Type	Bolt Size	Drill Size	Price
13	1/4"-20	5/8	16.43
*13HD	5/16"-18	5/8	20.80

TYPE 14/14XHD - Back-to-Back Glass Door
 Minimum diameter of pull is 1"

Type	Bolt Size	Drill Size	Price
14/14XHD	3/8"-16	5/8	40.38

TYPE 16 - Back-to-Back Wood or Metal Door
 1" diameter offset pulls only

Type	Bolt Size	Drill Size	Price
16	1/4"-20	9/32	13.25
16HD	5/16"-18	11/32	16.33

TYPE 18 - Back-to-Back Glass Door

Type	Bolt Size	Drill Size	Price
18	1/4"-20	5/8	22.75
18HD	5/16"-18	5/8	26.02

*HD mountings feature 2 set screws 180° apart.

USA & Canada Prices Effective March 1, 2024

Check the websites for the most updated product information.

USA: 800 458 2424 • www.rockwoodmfg.com | Canada: 800 461 3007 • www.assaabloydss.ca

Copyright © 2021-2024, ASSA ABLOY Accessories and Door Controls Group, Inc. All rights reserved. Reproduction in whole or in part without the express written permission of ASSA ABLOY Accessories and Door Controls Group, Inc. is prohibited.

ROCKWOOD

ASSA ABLOY

Experience a safer and more open world

Push and Pull Bar Mounting Details

Sizing of Push Bars

Flush Doors

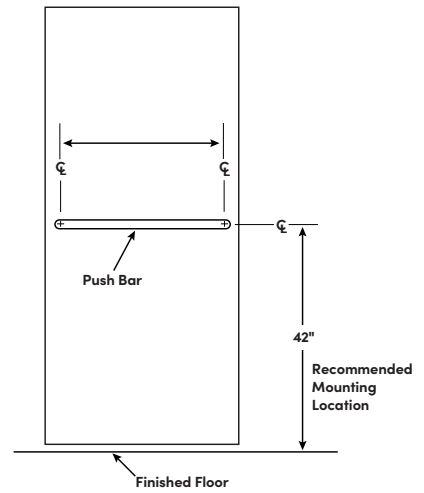
- Door width:
- minus 5" for bent end bars
 - minus 5" for square end post mount bars
 - minus 7" for round end post mount bars

Stile and Rail Doors or Doors with Lites

- Door width:
- minus width of one stile

CAUTION: Always confirm bars will not interfere with jamb or cause pinching hazard.

CAUTION: On narrow stile doors, be sure push bar base fits on the stile and bar does not interfere with the stop.

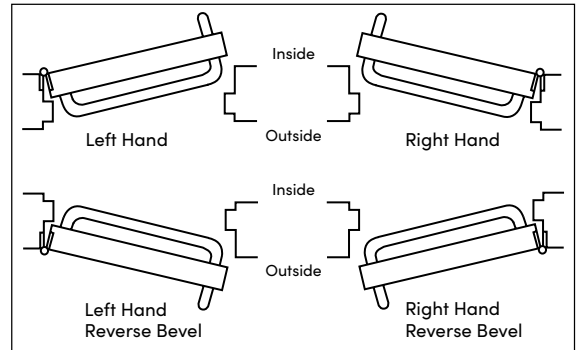


Handing of Doors

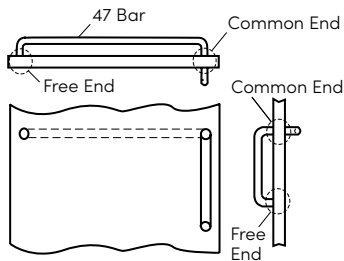
The handing of a door is determined from the outside of the opening.

Standing outside the door:

- If the hinges are on the right, it is a right hand door.
- If the hinges are on the left, it is a left hand door.
- If the door opens away from you, it is a regular bevel door.
- If the door opens toward you, it is a reverse bevel door.



TYPICAL MOUNTING



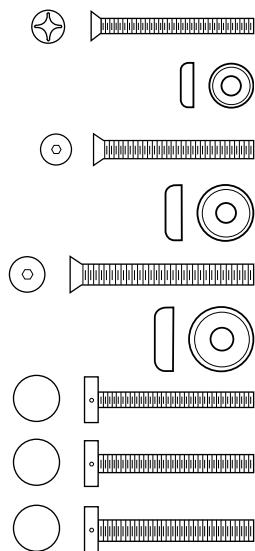
ROCKWOOD®
ASSA ABLOY

Experience a safer
and more open world

USA & Canada Prices Effective March 1, 2024
Check the websites for the most updated product information.

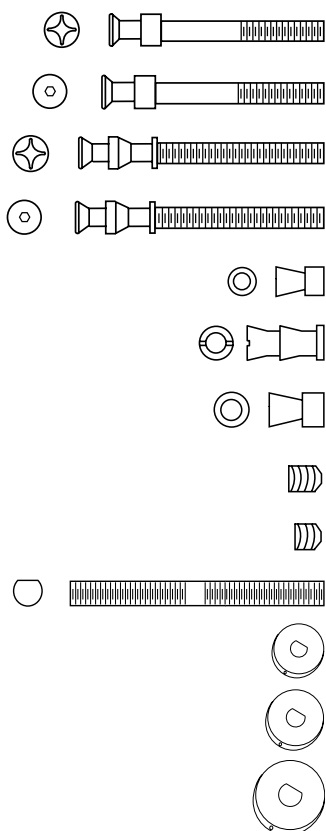
USA: 800 458 2424 • www.rockwoodmfg.com | Canada: 800 461 3007 • www.assaabloydss.ca
Copyright © 2021-2024, ASSA ABLOY Accessories and Door Controls Group, Inc. All rights reserved. Reproduction in whole or in part without the express written permission of ASSA ABLOY Accessories and Door Controls Group, Inc. is prohibited.

Thru Bolt Mounting - For 1 3/4" Wood and Metal Doors



Part	Description	Mounting Type	Price
SP1004	1/4"-20 x 2 1/4" Flat Head Machine Screw Thru Bolt	1	1.32
SP1005	1/4"-20 Finishing Washer	1	0.93
SP1053	5/16"-18 x 2 1/2" Socket Flat Head Machine Screw Thru Bolt	1HD	3.60
SP1054	5/16"-18 Finishing Washer	1HD	1.33
SP1001	3/8"-16 x 2 1/2" Socket Flat Head Machine Screw Thru Bolt	1XHD	5.58
SP1002	3/8"-16 Finishing Washer	1XHD	1.67
SP1003	1" Diameter Decorative Thru Bolt 1/4"-20 x 2 1/4"	12	15.09
SP1055	1" Diameter Decorative Thru Bolt 5/16"-18 x 2 1/4"	12HD	17.98
SP1041	1 1/4" Diameter Decorative Thru Bolt 3/8"-16 x 2 1/4"	12XHD	17.98

Back-to-Back Mounting - For 1 3/4" Wood and Metal Doors



Part	Description	Mounting Type	Price
SP1025	1/4"-20 x 2 1/4" Cone Head Machine Screw	5	3.92
SP1056	5/16"-18 x 2 1/4" Cone Head Machine Screw	5HD	6.20
SP1052	1/4"-20 x 2 1/4" Double Cone Head Machine Screw (for use with offset pulls)	16	4.64
SP1057	5/16"-18 x 2 1/4" Double Cone Head Machine Screw (for use with offset pulls)	16HD	7.62
SP1027	1/4"-20 Cone Head Union (Used to Convert Cone Head to Thru Bolt Hole)	N/A	3.92
SP1079	1/4"-20 Double Cone Head Union (Used to Convert Double Cone Head to Thru Bolt Hole)	N/A	6.91
SP1068	5/16"-18 Cone Head Union (Used to Convert Cone Head to Thru Bolt Hole)	N/A	6.20
SP1026	1/4"-20 x 5/16" Set Screws (Standard)	N/A	0.93
SP1065	1/4"-20 x 3/16" Set Screw (Short)	N/A	1.22
SP1032	3/8"-16 x 3 1/2" LH/RH Bolt	11	8.18
SP1071	Spanner Collar 1" Diameter for LH/RH Bolt	11	12.37
SP1033	Spanner Collar 1 1/4" Diameter for LH/RH Bolt	11	12.37
SP1072	Spanner Collar 1 1/2" Diameter for LH/RH Bolt	11	13.77

USA & Canada Prices Effective March 1, 2024

Check the websites for the most updated product information.

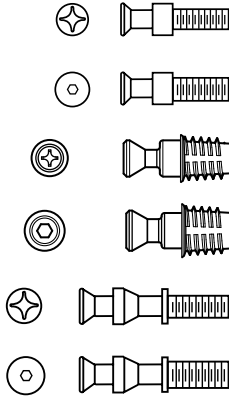
USA: 800 458 2424 • www.rockwoodmfg.com | Canada: 800 461 3007 • www.assaabloydss.ca

Copyright © 2021-2024, ASSA ABLOY Accessories and Door Controls Group, Inc. All rights reserved. Reproduction in whole or in part without the express written permission of ASSA ABLOY Accessories and Door Controls Group, Inc. is prohibited.

ROCKWOOD

ASSA ABLOY

Experience a safer
and more open world



Concealed Mounting - For 1 3/4" Wood and Metal Doors

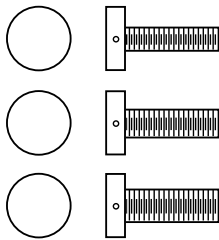
Part	Description	Mounting Type	Price
SP1039	1/4"-20 x 1/2" Cone Head Machine Screw	6 / 6R	3.92
SP1058	5/16"-18 x 1/2" Cone Head Machine Screw	6HD	6.20
SP1080	1/4"-20 Cone Head / Knife Thread Insert	8	6.52
SP1082	5/16"-18 Cone Head / Knife Thread Insert	8HD	6.52
SP1051	1/4"-20 x 1/2" Double Cone Head Machine Screw	17 / 17R	6.20
SP1059	5/16"-18 x 1/2" Double Cone Head Machine Screw	17HD	7.62

Bushings & Washers - For 1/2" Glass Doors



Part	Description	Mounting Type	Price
SP1022	Stainless Steel Washer for 1/4"-20 Cone Head Machine Screw .032" Thick	13	1.67
SP1060	Stainless Steel Washer for 5/16"-18 Cone Head Machine Screw .060" Thick	13HD	1.67
SP1023	Plastic Washer for 1/4"-20 Bolt; Specify Size	13	1.44
SP1061	Plastic Washer for 5/16"-18 Bolt; Specify Size	13HD	1.54
SP1062	Plastic Washer for 3/8"-16 Bolt; Specify Size	14	1.54
SP1024	Glass Door Bushing for 5/8" Hole in Glass; Specify Size	13 / 13HD / 14	1.67

Thru Bolt Mounting - For 1/2" Glass Doors



Part	Description	Mounting Type	Price
SP1020	1" Diameter Decorative Thru Bolt; 1/4"-20 x 1 1/8"	15	15.09
SP1063	1" Diameter Decorative Thru Bolt; 5/16"-18 x 1 1/8"	15HD	17.98
SP1040	1 1/4" Diameter Decorative Thru Bolt; 3/8"-16 x 1 1/8"	15XHD	17.98

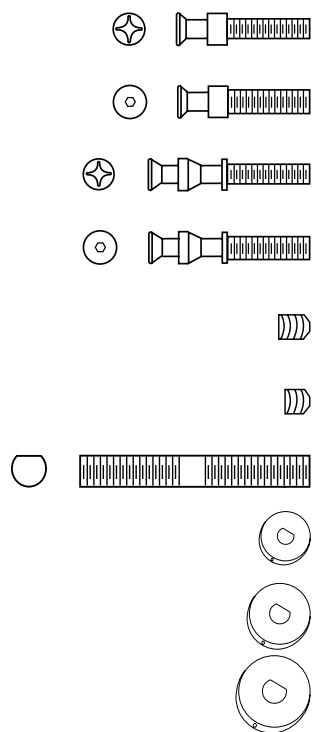
ROCKWOOD®
ASSA ABLOY

Experience a safer
and more open world

USA & Canada Prices Effective March 1, 2024
Check the websites for the most updated product information.

USA: 800 458 2424 • www.rockwoodmfg.com | Canada: 800 461 3007 • www.assaabloydss.ca
Copyright © 2021-2024, ASSA ABLOY Accessories and Door Controls Group, Inc. All rights reserved. Reproduction in whole or in part without the express written permission of ASSA ABLOY Accessories and Door Controls Group, Inc. is prohibited.

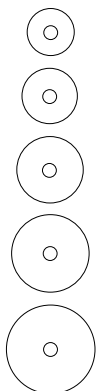
Back-to-Back Mounting - For ½" Glass Doors



Part	Description	Mounting Type	Price
SP1021	¼"-20 x 1 ⅛" Cone Head Machine Screw	13	3.92
SP1064	⅕"-18 x 1 ⅛" Cone Head Machine Screw	13HD	6.20
SP1067	¼"-20 x 1 ⅛" Double Cone Head Machine Screw	18	6.20
SP1066	⅕"-18 x 1 ⅛" Double Cone Head Machine Screw	18HD	7.62
SP1026	¼"-20 x ⅕" Set Screw (Standard)	N/A	0.93
SP1065	¼"-20 x ⅜" Set Screw (Short)	N/A	1.22
SP1031	⅜"-16 x ¾" LH/RH Bolt (If SP1031 is ordered and KIT14 is not called out fastener will be 2 ¼")	14	8.18
SP1071	Spanner Collar 1" Diameter for LH/RH Bolt	14	12.37
SP1033	Spanner Collar ¼" Diameter for LH/RH Bolt	14	12.37
SP1072	Spanner Collar ½" Diameter for LH/RH Bolt	14	13.77

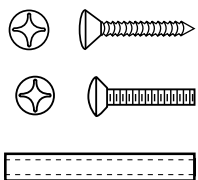
Y Base Plates

Specify bolt hole size and finish. Standard pulls require two plates.



Part	Description	For Use With	Price
SP1073	⅛" Thick x 1 ⅛" Diameter	¾" Diameter Pulls	15.09
SP1074	⅛" Thick x 1 ¼" Diameter	1" Diameter Pulls and Posts	15.09
SP1075	⅛" Thick x 1 ½" Diameter	1" Diameter Pulls and Posts	15.09
SP1076	⅛" Thick x 1 ¾" Diameter	1" Diameter Pulls and Posts	15.09
SP1077	⅛" Thick x 2" Diameter	1" Diameter Pulls and Posts	15.09

Flush Pull Fasteners



Part	Description	Door Type	Price
SP1006	#8 x ¾" Oval Head Sheet Metal Screw	Wood or Metal	0.71
SP1007	#8-32 x ¾" Oval Head Machine Screw	Metal	0.71
SP1034	#8-32 x 1 ⅝" Brass Sleeve Machine Screw	Wood or Metal	4.16

USA & Canada Prices Effective March 1, 2024

Check the websites for the most updated product information.

USA: 800 458 2424 • www.rockwoodmfg.com | Canada: 800 461 3007 • www.assaabloydss.ca

Copyright © 2021-2024, ASSA ABLOY Accessories and Door Controls Group, Inc. All rights reserved. Reproduction in whole or in part without the express written permission of ASSA ABLOY Accessories and Door Controls Group, Inc. is prohibited.

ROCKWOOD®

ASSA ABLOY

Experience a safer
and more open world

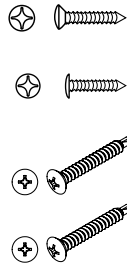
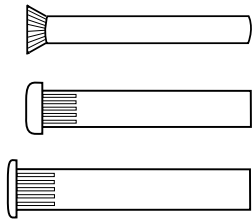


Plate Fasteners

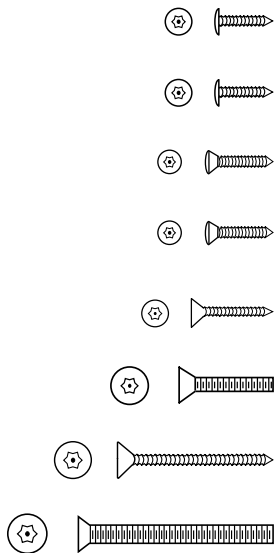
Part	Description	For Use With	Price
SP1008	#6 x 5/8" Oval Head Sheet Metal Screw	Push and Pull Plates; Kick Plates	19.11/c
SP1009	#6 x 5/8" Truss Head Sheet Metal Screw	Plastic / Laminate Kick Plates	19.11/c
SP1050	#6 x 5/8" Oval Head (TEK) Self-Drilling Screw - Stainless Steel	Stainless Steel Kick Plates	47.90/c
SP1069	#6 x 5/8" Oval Head (TEK) Self-Drilling Screw - Brass Painted	Brass Kick Plates	88.00/c

Sex Nuts



Part	Description	For Use With	Price
SP1018	#8-32 Flat Head Sex Nut	94 Series Flush Pulls	5.57
SP1019	#10-24 x 1 1/16" Sex Nut	580 Surface Bolts	3.26
SP1070	1/4"-20 x 1 1/16" Sex Nut	585 Surface Bolts	7.56

Tamperproof Torx® Head Security Fasteners



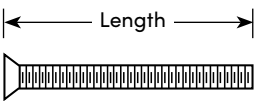
Part	Description	For Use With	Price
SP1016	#6 x 1/2" Button Head Sheet Metal Screw	Plastic Plates	0.95
SP1016B	#6 x 1/2" Button Head Sheet Metal Screw Brass Plated	Kick Plates	2.63
SP1042	#6 x 5/8" Oval Head Sheet Metal Screw	Kick Plates and Push/Pull Plates (Stainless Steel)	0.95
SP1042B	#6 x 5/8" Oval Head Sheet Metal Screw Brass Plated	Kick Plates and Push/Pull Plates	3.47
SP1017	#8 x 3/4" Flat Head Sheet Metal Screw	94 Flush Pulls, 131 Door Pulls, and 555 Flush Bolts	2.21
SP1035	#8-32 x 3/4" Flat Head Machine Screw	94 Flush Pulls, 131 Door Pulls, and 555 Flush Bolts	2.42
SP1037	#12 x 1 1/2" Flat Head Wood Screw	440/442 Door Stops	2.63
SP1038	1/4"-20 x 2 1/2" Flat Head Machine Screw	Door Pulls Type 1 Mount	4.10

ROCKWOOD®
ASSA ABLOY

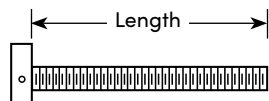
Experience a safer
and more open world

USA & Canada Prices Effective March 1, 2024
Check the websites for the most updated product information.

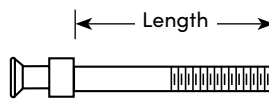
USA: 800 458 2424 • www.rockwoodmfg.com | Canada: 800 461 3007 • www.assaabloydss.ca
Copyright © 2021-2024, ASSA ABLOY Accessories and Door Controls Group, Inc. All rights reserved. Reproduction in whole
or in part without the express written permission of ASSA ABLOY Accessories and Door Controls Group, Inc. is prohibited.



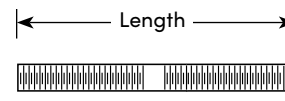
Standard Thru Bolt for Countersunk Holes



Decorative Thru Bolt for Wood or Metal Doors



Cone Head Bolt for Back-to-Back Wood or Metal Doors



LH/RH Bolt without Heads

Mounting Kits for Door Pulls

Part	Mounting Type	Description	Price
KIT1	1	2 ea. 1/4"-20 x 2 1/4" Thru Bolts and 2 ea. Finish Washers; Specify Finish	4.46
KIT1HD	1HD	2 ea. 5/16"-18 x 2 1/2" Thru Bolts and 2 ea. Finish Washers; Specify Finish	8.91
KIT1XHD	1XHD	2 ea. 3/8"-16 x 2 1/2" Thru Bolts and 2 ea. Finish Washers; Specify Finish	13.04
KIT5	5	2 ea. 1/4"-20 x 2 1/4" Cone Head Bolts and 4 ea. Set Screws	8.91
KIT5HD	5HD	2 ea. 5/16"-18 x 2 1/4" Cone Head Bolts and 4 ea. Set Screws	13.28
KIT6	6	2 ea. 1/4"-20 x 1 1/2" Cone Head Bolts and 4 ea. Set Screws	8.91
KIT6HD	6HD	2 ea. 5/16"-18 x 1 1/2" Cone Head Bolts and 4 ea. Set Screws	13.28
KIT11	11	2 ea. 3/8"-16 x 3 1/2" LH/RH Bolt and 2 ea. Spanner Collars for 1 3/4" Doors; Specify Pull Diameter and Finish	33.84
KIT12-1	12	2 ea. 1/4"-20 x 2 1/4" Decorative Thru Bolts; 1" Dia.; Specify Finish	30.02
KIT12-1HD	12HD	2 ea. 5/16"-18 x 2 1/4" Decorative Thru Bolts; 1" Dia.; Specify Finish	35.47
KIT12-1.25XHD	12XHD	2 ea. 3/8"-16 x 2 1/4" Decorative Thru Bolts; 1 1/4" Dia.; Specify Finish	38.75
KIT12-1.5XHD	12XHD	2 ea. 3/8"-16 x 2 1/4" Decorative Thru Bolts; 1 1/2" Dia.; Specify Finish	45.47
KIT13	13	2 ea. 1/4"-20 x 1 1/8" Cone Head Bolts; 2 ea. Metal Washers; 4 ea. Plastic Washers; 2 ea. Bushings for 1/2" Glass Doors; 4 ea. Set Screws; Specify if other than 1/2" Glass	16.43
KIT13HD	13HD	2 ea. 5/16"-18 x 1 1/8" Cone Head Bolts; 2 ea. Metal Washers; 4 ea. Plastic Washers; 2 ea. Bushings for 1/2" Glass Doors; 4 ea. Set Screws; Specify if other than 1/2" Glass	20.80
KIT14	14	2 ea. 3/8"-16 x 2 1/4" LH/RH Bolt; 2 ea. Spanner Collars; 2 ea. Bushings; 4 ea. Washers for 1/2" Glass Doors; Specify Pull Diameter and Finish	40.38
KIT15	15	2 ea. 1/4"-20 x 1 1/8" Decorative Thru Bolts; 1" Dia.; 2 ea. Bushings; 4 ea. Plastic Washers; Specify Finish and Glass Thickness/Hole Size	35.47
KIT15HD	15HD	2 ea. 5/16"-18 x 1 1/8" Decorative Thru Bolts; 1" Dia.; 2 ea. Bushings; 4 ea. Plastic Washers; Specify Finish and Glass Thickness/Hole Size	42.03
KIT15-1.25XHD	15XHD	2 ea. 3/8"-16 x 1 1/8" Decorative Thru Bolts; 1 1/4" Dia.; 2 ea. Bushings; 4 ea. Plastic Washers; Specify Finish and Glass Thickness/Hole Size	45.31
KIT15-1.5XHD	15XHD	2 ea. 3/8"-16 x 1 1/8" Decorative Thru Bolts; 1 1/2" Dia.; 2 ea. Bushings; 4 ea. Plastic Washers; Specify Finish and Glass Thickness/Hole Size	51.84
KIT16	16	2 ea. 1/4"-20 x 2 1/4" Double Cone Head Bolts and 4 ea. Set Screws	13.25
KIT16HD	16HD	2 ea. 5/16"-18 x 2 1/4" Double Cone Head Bolts and 4 ea. Set Screws	16.33

Part	Mounting Type	Description	Price
KIT17	17	2 ea. 1/4"-20 x 1 1/2" Double Cone Head Bolts and 4 ea. Set Screws	13.28
KIT17HD	17HD	2 ea. 5/16"-18 x 1 1/2" Double Cone Head Bolts and 4 ea. Set Screws	16.33
KIT18	18	2 ea. 1/4"-20 x 1 1/8" Double Cone Head Bolts; 2 ea. Metal Washers; 4 ea. Plastic Washers; 2 ea. Bushings for 1/2" Glass Doors; Specify if other than 1/2" Glass and 4 ea. Set Screws	22.75
KIT18HD	18HD	2 ea. 5/16"-18 x 1 1/8" Double Cone Head Bolts; 2 ea. Metal Washers; 4 ea. Plastic Washers; 2 ea. Bushings for 1/2" Glass Doors; Specify if other than 1/2" Glass and 4 ea. Set Screws	26.02
KIT-T1	T1	1 ea. 1/4"-20 x 2 1/4" Cone Head Bolt; 1 ea. 1/4"-20 Cone Head Union; 2 ea. Set Screws; 2 ea. 1/4"-20 x 2 1/4" - 1" Dia. Decorative Thru Bolts; Specify Finish	34.48
KIT-T2	T2	1 ea. 1/4"-20 x 1 1/8" Cone Head Bolt; 1 ea. 1/4"-20 Cone Head Union; 2 ea. Set Screws; 2 ea. 1/4"-20 x 1 1/8" - 1" Dia. Decorative Thru Bolts; 1 ea. Metal Washer; 6 ea. Plastic Washers; 3 ea. Bushings; Specify Finish	43.69
KIT-T3	T3	1 ea. 1/4"-20 x 2 1/4" Cone Head Bolt; 1 ea. 1/4"-20 Cone Head Union; 2 ea. Set Screws; 2 ea. 1/4"-20 x 2 1/4" Thru Bolts; 2 ea. Finish Washers; Specify Finish	13.26
KIT-T4	T4	1 ea. 1/4"-20 x 2 1/4" Cone Head Bolt; 2 ea. 1/4"-20 x 1 1/2" Cone Head Bolts; 3 ea. Set Screws	13.37
KIT-T5	T5	1 ea. 1/4"-20 x 2 1/4" Cone Head Bolt; 2 ea. 1/4"-20 x 1 1/2" Cone Head Wood Screws; 3 ea. Set Screws	16.14
KITRM1.25	11x 1XHD	2 ea. 3/8"-16 x 2 1/2" Thru Bolts; 2 ea. Finish Washers; 1 ea. 3/8"-16 x 3 1/2" LH/RH Bolt; 1 ea. 1 1/4" Spanner Collar; Specify Finish	30.02
KITRM360	11x 12XHD	2 ea. 3/8"-16 x 2 1/4" Decorative Thru Bolts 1 1/4" Dia.; 1 ea. 3/8"-16 x 3 1/2" LH/RH Bolt; 1 ea. 1 1/4" Spanner Collar; Specify Finish	55.66
KITRM360G	14x 15XHD	2 ea. 3/8"-16 x 2 1/4" Decorative Thru Bolts 1 1/4" Dia.; 1 ea. 3/8"-16 x 2 1/4" LH/RH Bolt; 1 ea. 1 1/4" Spanner Collar; 3 ea. Bushings; 6 ea. Plastic Washers; Specify Finish	65.50
KITRM1.5	11x 1XHD	2 ea. 3/8"-16 x 2 1/2" Thru Bolts; 2 ea. Finish Washers; 1 ea. 3/8"-16 x 3 1/2" LH/RH Bolt; 1 ea. 1 1/2" Spanner Collar; Specify Finish	33.29
KITRM380	11x 12XHD	2 ea. 3/8"-16 x 2 1/4" Decorative Thru Bolts 1 1/2" Dia.; 1 ea. 3/8"-16 x 3 1/2" LH/RH Bolt; 1 ea. 1 1/2" Spanner Collar; Specify Finish	65.50
KITRM380G	14x 15XHD	2 ea. 3/8"-16 x 2 1/4" Decorative Thru Bolts 1 1/2" Dia.; 1 ea. 3/8"-16 x 1 1/4" LH/RH Bolt; 1 ea. 1 1/2" Spanner Collar; 3 ea. Bushings; 6 ea. Plastic Washers; Specify Finish	75.32

USA & Canada Prices Effective March 1, 2024

Check the websites for the most updated product information.

USA: 800 458 2424 • www.rockwoodmfg.com | Canada: 800 461 3007 • www.assaabloydss.ca

Copyright © 2021-2024, ASSA ABLOY Accessories and Door Controls Group, Inc. All rights reserved. Reproduction in whole or in part without the express written permission of ASSA ABLOY Accessories and Door Controls Group, Inc. is prohibited.

ROCKWOOD

ASSA ABLOY

Experience a safer and more open world

Notes

ROCKWOOD®
ASSA ABLOY

Experience a safer
and more open world

USA & Canada Prices Effective March 1, 2024
Check the websites for the most updated product information.

USA: 800 458 2424 • www.rockwoodmfg.com | Canada: 800 461 3007 • www.assaabloydss.ca
Copyright © 2021-2024, ASSA ABLOY Accessories and Door Controls Group, Inc. All rights reserved. Reproduction in whole or in part without the express written permission of ASSA ABLOY Accessories and Door Controls Group, Inc. is prohibited.

USA & Canada Prices Effective March 1, 2024

Check the websites for the most updated product information.

USA: 800 458 2424 • www.rockwoodmfg.com | Canada: 800 461 3007 • www.assaabloydss.ca

Copyright © 2021-2024, ASSA ABLOY Accessories and Door Controls Group, Inc. All rights reserved. Reproduction in whole or in part without the express written permission of ASSA ABLOY Accessories and Door Controls Group, Inc. is prohibited.

ROCKWOOD®

ASSA ABLOY

Experience a safer
and more open world

The ASSA ABLOY Group is the global leader in access solutions.
Every day, we help billions of people experience a more open world.

ASSA ABLOY Opening Solutions leads the development within door openings and products for access solutions in homes, businesses and institutions. Our offering includes doors, frames, door and window hardware, mechanical and smart locks, access control and service.

ROCKWOOD®

ASSA ABLOY

Rockwood Manufacturing Company
300 Main St.
Rockwood, PA 15557
www.rockwoodmfg.com
orders.rockwood@assaabloy.com
1 800 458 2424

(In Canada)
Door Security Solutions Canada
160 Four Valley Drive
Vaughan, ON L4K 4T9
1 800 461 3007
www.assaabloydss.ca