

ROCKWOOD®
ASSA ABLOY

Experience a safer
and more open world

ROCKWOOD
PRICE BOOK – ARCHITECTURAL

USA & CANADA PRICES EFFECTIVE MARCH 1, 2024

Table of Contents

General Information	2-5	RightAngles (w/ or w/o GripZone)	7
Numeric Index	3	SkewTek (angled end pulls)	41
Ordering Information	4	Strikes	69
Post Mounted Pulls/General Information	5	SoftMet (*Santoprene™ grip)	20
Architectural Pulls	6-55	SoftTek (Santoprene™ grip)	21
AccenTek™ (solid pulls with accents)	43	Traditional (decorative pulls & plates)	45
AccenTek™ (solid groove pulls)	43	Tubular (1 ¼" and 1 ½" diameter pulls)	6
ArborMet (wood grip pulls)	35-37	Leather Architectural Pulls	46-56
ArborTek (wood grip pulls)	38-41	English Bridle Leather (straight & offset pulls)	46-47
BandWidth (collar mount pulls)	16-17	Flush Leather Pulls	52-55
CenTrex (shaped pulls)	42	Leather Oval (ergonomic pulls)	51
Classic (finial pulls)	45	LeatherWood Pulls (straight & offset pulls)	40
Edge Pulls (for closet doors)	8	Upholstery Leather GeoMetek	56
Flush Pulls	8	Upholstery Leather (straight & offset pulls)	48-50
GeoMetek (hex, diamond & narrow profile pulls)	59-62	Small Architectural Pulls	7-57
Groove (straight & offset pulls)	21	ArborMet	13
Knurled (straight & offset pulls)	59	GripZone	12
LineaMax (grooved pulls)	27-30	Groove	12
Locking Door Pull System	63-67	Leather	57
MariTek (tapered pulls)	45	MegaTek	11
MegaCurve (long curved pulls)	14	NeoMitre	13
MegaTek (straight & offset pulls)	22-24	NoirMet	13
MezzoTek (necked post pulls)	15	Wire	7
NeoCylinder (w/ or w/o GripZone)	58	Architectural Accessories	8-9
NeoMax (pulls w/GripZone)	25-27	Coat Hooks	9
NeoMetrix (w/GripZone)	21	Door Stops	10
NeoMitre (w/ or w/o GripZone)	58	Push Plates, Pull Plates and Signage	10
NoirMet (black anodized grip)	31-32	Architectural Finishes	70
NoirTek (black anodized grip)	33-34	Mounting Types	71
OvalTek (true oval grip)	18	Mounting Details	72-73
OvalTek (flat oval grip)	19	Fasteners - Spare Parts	74-76
Panic Device	68	Mounting Kits	77
PlanTek (flat front pulls)	44		

*Santoprene™ is a registered trademark of the Exxon Mobil Corporation.

ROCKWOOD
ASSA ABLOY

Experience a safer
and more open world

USA & Canada Prices Effective March 1, 2024
Check the websites for the most updated product information.

USA: 800 458 2424 • www.rockwoodmfg.com | Canada: 800 461 3007 • www.assaabloydss.ca
Copyright © 2021-2024, ASSA ABLOY Accessories and Door Controls Group, Inc. All rights reserved. Reproduction in whole or in part without the express written permission of ASSA ABLOY Accessories and Door Controls Group, Inc. is prohibited.

Numeric Index

No.	Description	Page	No.	Description	Page
570	Dust Proof Strike	67	RM2110 - RM2150	MezzoTek	15
DGBKIT	Bushing Kit for Glass Doors.....	67	RM2200 - RM2290	BandWidth	16-17
DP3301	MegaTek Dummy Pull (round).....	66	RM2300 - RM2330	OvalTek (true oval).....	18
DP3401	NeoTek Dummy Pull.....	66	RM2400 - RM2420	OvalTek (flat oval).....	19
DP7901	GeoMetek Dummy Pull (square)...	66	RM2510 - RM2570	SoftMet.....	20
ESK-SGL	Panic Strike Kits	69	RM2610 - RM2640	SoftTek	21
ESK-MS-SGL	Panic Strike Kits	69	RM3010 - RM3060	NeoMetrix.....	21
ES-310-1-3/4	Electric Strike Kits.....	69	RM3101 - RM3131	Groove.....	21
ESK-1600-SGL	Panic Strike Kits	69	RM3300 - RM3342	MegaTek.....	22-24
FL3301	Flat Latch Locking Pull	67	RM3400 - RM3442	NeoMax.....	25-27
LP3301	Locking Pull PostMount	63	RM3512 - RM3782	LineaMax.....	27-30
LP3305	Locking Pull PostMount	63	RM3800 - RM3854	NoirMet.....	31-32
LP3401	Locking Pull NeoTek	64	RM3900 - RM3954	NoirTek	33-34
LP6061	Locking Pull English Bridle.....	64-65	RM4000 - RM4054	ArborMet	35-37
	Leather Wrapped		RM4100 - RM4190	ArborTek	38-41
LP6161	Locking Pull Upholstery	65	RM4200 - RM4274	SkewTek	41
	Leather Wrapped		RM4400 - RM4516RH	CenTrex.....	42
LP6440	Locking Pull Upholstery	66	RM4700 - RM4850	AccenTek™	43
	Leather Wrapped		RM5200 - RM5280	PlanTek.....	44
LP7901	Locking Pull GeoMetek.....	66	RM5500 - RM5598	Traditional.....	45
LPS01 - LPS12	Locking Pull Strikes.....	67	RM5650 - RM5670	Classic.....	45
PDU8500 - PDU8500-6	Panic Device	68	RM5700 - RM5702	MariTek.....	45
RM201 - RM372	Tubular.....	6	RM6060 - RM6092	English Bridle Leather	46-47
RM405 - RM423	RightAngles	7	RM6141 - RM6192	Upholstery Leather	48-50
RM710 - RM735	Small Pulls (Wire).....	7	RM6200 - RM6240	Leather Oval	51
RM751 - RM760	Edge Pulls - for Closet Doors.....	8	RM6300 - RM6354	Flush Leather Pulls	52-55
RM780 - RM790	Flush Pulls	8	RM6400 - RM6440	Upholstery Leather GeoMetek.....	56
RM801 - RM843	Coat Hooks.....	9	RM6500 - RM6730	Small Pulls (Leather)	57
RM850 - RM877	Door Stops.....	10	RM7101 - RM7240	NeoCylinder	58
RM1010 - RM1160	Push Plates, Pull Plates,	10	RM7300 - RM7450	NeoMitre	58
	and Signage		RM7501 - RM7531	Knurled	59
RM1200 - RM1270	Small Pulls (MegaTek, Groove)...	11-12	RM7700	GeoMetek (Hexagonal)	59
RM1300 - RM1370	Small Pulls (GripZone)	12	RM7800 - RM7865	GeoMetek (Diamond)	60
RM1410 - RM1470	Small Pulls (NoirMet)	13	RM7900 - RM7960	GeoMetek (Narrow Profile).....	61-62
RM1510 - RM1570	Small Pulls (ArborMet)	13	SP1001 - SP1082	Fasteners - Spare Parts	74-76
RM1675	Small Pulls (NeoMitre).....	13	KIT1 - KITRM380G	Mounting Kits.....	77
RM2000 - RM2034	MegaCurve.....	14			

USA & Canada Prices Effective March 1, 2024

Check the websites for the most updated product information.

USA: 800 458 2424 • www.rockwoodmfg.com | Canada: 800 461 3007 • www.assaabloydss.ca

Copyright © 2021-2024, ASSA ABLOY Accessories and Door Controls Group, Inc. All rights reserved. Reproduction in whole or in part without the express written permission of ASSA ABLOY Accessories and Door Controls Group, Inc. is prohibited.

ROCKWOOD®

ASSA ABLOY

Experience a safer
and more open world

Ordering Information

This price list cancels and supersedes all prior listings.

Orders are accepted with the understanding that they will be billed at prices in effect at time of shipment.

Prices are subject to change without notice.

We reserve the right to decline the whole or part of orders in which the price or quantity of goods is not acceptable to us.

NOTE: If matching pulls to a previous job, please provide original PO or Order #.

Easy Order Placement

USA:

By Phone: 1-800-458-2424 Monday through Thursday 8:00 am ET to 7:30 pm ET, Friday 8:00 am ET to 5:00 pm ET

By Fax: Orders may be faxed to 1-800-922-9212

By Email: orders.rockwood@assaabloy.com

By Internet: <http://extranet.assaabloydss.com/> and select Order Entry under the Customer Service Menu

Canada:

By Phone: 1-800-461-3007 Monday through Friday 8:00 am ET to 5:00 pm ET

By Fax: Orders may be faxed to 1-800-461-8989

By Email: cavau-orders@assaabloy.com

By Internet: <http://extranet.assaabloydss.ca/> and select Order Entry under the Customer Service Menu

Terms and Conditions of Sale

Terms: 1% 15 days, net 30 days

Remit Payment To: PNC Bank/Rockwood, PO Box 644489, Pittsburgh, PA 15264-4489

For Terms & Conditions and Warranty information pertaining to product sales in Canada, please visit www.assaabloy.ca/terms

Freight Policy

Freight Terms Continental US: All orders are F.O.B. factory via the most economical routing. Purchaser assumes the risk of loss or damage in transit.

- **Standard Freight:** For NET orders of \$2,000 or more, freight will be prepaid.
- **Long Length Freight:** All shipments that exceed 96" in packaged length must be shipped LTL. A surcharge fee of \$150 will be applied to all Net orders below \$3,000. Add 4" to the length of the product for finish package length.
- **Extreme Length Freight:** All shipments between 144" – 216" in packaged length must be shipped LTL. A surcharge fee of \$400 will be applied to all orders.

Freight Terms Alaska & Hawaii: All orders are F.O.B. factory via the most economical routing. Purchaser assumes the risk of loss or damage in transit.

- **Standard Freight:** For NET orders of \$2,750 or more, freight will be prepaid.
- **Long Length Freight:** All shipments that exceed 96" in packaged length must be shipped LTL. A surcharge fee of \$250 will be applied to all Net orders below \$3,750. Add 4" to the length of the product for finish package length.
- **Extreme Length & Bulky Freight:** Actual Freight will be charged. Please contact for a freight estimate.

Special Order Material

Special items made to your specifications are not returnable. These items are not subject to cancellation without consideration of expense involved at the cancellation date.

Samples

Salable samples will be charged at regular prices.

Returned Goods

Return no merchandise without written permission from the factory. Authorization will ensure your receiving proper credit. Errors in shipping may occasionally occur. If this is the case immediately notify the factory, and we will gladly make the proper adjustments. If the error is at the customer's end, a minimum charge of 25% plus freight will be incurred for handling. Unauthorized claims for labor or charges will not be allowed. No credit will be allowed beyond six months after invoice date.

Shortages

Claims for shortages must be made within 30 days of invoice date.

Templates

Upon request we will furnish templates for any of our standard items of manufacture. Commonly used templates are available on our website at www.rockwoodmfg.com.

Product Weight Information

NOTE: Weights indicated throughout the price list are approximate for brass, bronze or stainless steel base material. Aluminum base materials weigh approximately 1/3 the listed weights.

Engraving

Engraving may be added on many pulls and plates. Call factory for pricing.

Safer2Open™ Solutions

Safer2Open™ Solutions available on select Architectural Pulls with a straight post. Configure extended posts and/or closer posts, to easily allow for your arm to be placed above, below, or through the pull, limiting touch points.

For Terms and Conditions as well as Warranty information pertaining to product sales in Canada, please visit www.assaabloy.ca/terms.

ROCKWOOD
ASSA ABLOY

Experience a safer
and more open world

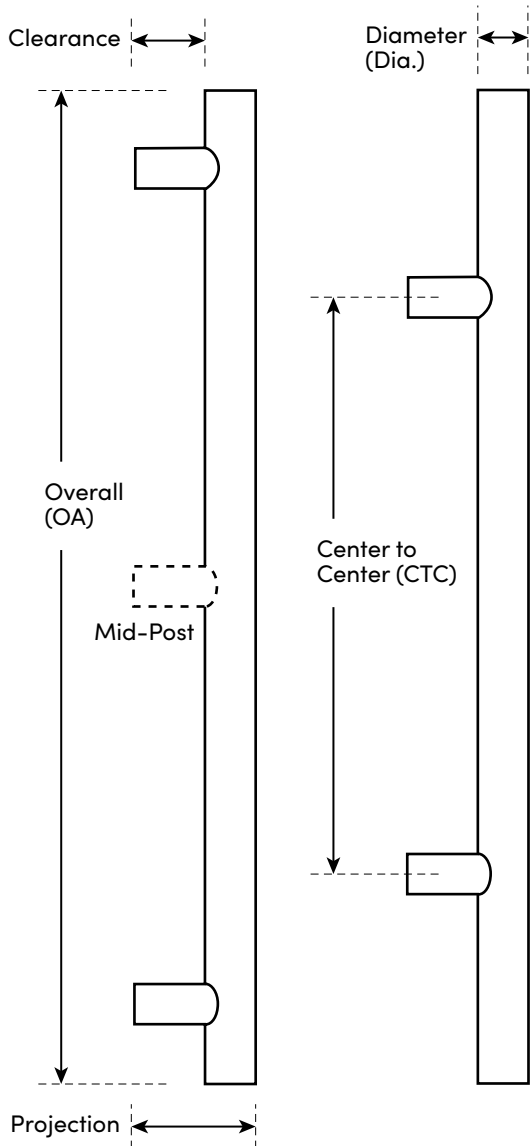
USA & Canada Prices Effective March 1, 2024
Check the websites for the most updated product information.

USA: 800 458 2424 • www.rockwoodmfg.com | Canada: 800 461 3007 • www.assaabloydss.ca
Copyright © 2021-2024, ASSA ABLOY Accessories and Door Controls Group, Inc. All rights reserved. Reproduction in whole or in part without the express written permission of ASSA ABLOY Accessories and Door Controls Group, Inc. is prohibited.

Post Mounted Pulls

It is our goal that you get the best possible functional and aesthetic door pull from our wide selection. On long door pulls there will naturally be a small amount of flexing between mounting points that are far apart. We offer the following guidelines to help you determine when a mid-post is required or when you should consider altering the location of the mounting posts (by moving them closer together) in order to minimize the flexing of the grip. Making the grip rigid by adding a mid-post is the ideal condition for long pulls on all doors but is particularly important on all glass doors that have an inherent flexing in the door itself. The combined flexing of the door and the pull can loosen mechanical joints and stress the fasteners.

Our recommendations for adding a mid-post to long door pulls is based on a theoretical pull load of 30 lbs. (foot pounds) maximum to open the door, which is a greater than the typical force required to open an average door. The maximum amount of deflection of the grip you will see at that force is $\frac{3}{8}$ ". The conditions on your job site can vary due to door weight, wind loading, closer settings, locked doors being aggressively pulled and other circumstances. It is our recommendation that you add a mid-post if there is any question about heavy or hard to open doors; having an extra mounting point always makes for a more stable and durable installation.



On long pulls, post can be positioned closer to each other and farther away from ends as a strategy to avoid mid-post if door condition permits.

NOTE: When ordering Post Mounted Pulls, please list both CTC and OA lengths.

NOTE: Back-to-Back pulls are entered as a set.

POST MOUNTED PULLS SHAPES AND SIZES			
SHAPE	MATERIAL	MATERIAL Size	MAXIMUM CTC
Round			
	Stainless Steel	1"	70"
		1 1/4"	90"
		1 1/2"	110"
	Brass/Bronze	1"	57"
		1 1/4"	73"
		1 1/2"	87"
Aluminum	1"	66**	
	1 1/4"	90**	
	1 1/2"	115**	
Oval			
	Stainless Steel	1" x 1 1/2"	100"
		1" x 1 7/8"	119"
Flat Oval			
	Stainless Steel	3/4" x 1 1/2"	93"
Square			
	Stainless Steel	3/4" x 3/4"	62"
		1" x 1"	85"
Rectangular			
	Stainless Steel	1/2" x 1 1/4"	86"
		3/4" x 1 1/2"	110"
	Brass/Bronze	3/4" x 1 1/2"	89"
Rectangular			
	Stainless Steel	1/2" x 1 1/4"	52"
		3/4" x 1 1/2"	75"
	Brass/Bronze	3/4" x 1 1/2"	60"

*The maximum length of anodized aluminum pulls is 87" due to our tank size. Longer aluminum pulls are available in satin finish and clear coated or powder coat paint.

*The maximum length to powder coat a pull is 118".

*Exception: RM4850 /RM6317 - Maximum CTC is 60" Brass/Bronze and 84" Stainless Steel.

Tubular - 1 ¼" & 1 ½" Diameter Pulls

Straight Pulls											
Part	CTC	Dia.	28/628	313/710 315/711	3/605 4/606	10/612 10B/613	Stock PC/ 10BE/BSP	32D/630	32/629	32D316	32316
RM301	12"	1 ¼"	172	191	446	482	255	166	188	258	289
RM302	18"	1 ¼"	193	213	474	511	283	193	215	298	331
RM303	24"	1 ¼"	213	235	500	539	309	217	243	337	376
RM304	36"	1 ¼"	255	281	553	599	408	268	300	411	459
RM321	12"	1 ½"	193	212	541	584	300	209	234	322	360
RM322	18"	1 ½"	213	235	569	614	327	234	261	361	402
RM323	24"	1 ½"	234	258	595	643	353	258	288	398	446
RM324	36"	1 ½"	274	304	649	700	452	308	344	475	533
90° Offset Pulls											
RM201	12"	1 ¼"	196	225	340	358	295	204	249	300	349
RM202	18"	1 ¼"	214	245	379	397	321	228	274	330	380
RM203	24"	1 ¼"	231	264	416	435	345	249	294	369	420
RM204	36"	1 ¼"	271	302	500	519	420	279	328	408	459
RM221	12"	1 ½"	253	278	406	435	327	234	294	360	401
RM222	18"	1 ½"	271	291	452	474	406	265	328	408	456
RM223	24"	1 ½"	291	309	510	528	436	292	360	454	504
RM224	36"	1 ½"	330	348	602	622	476	331	397	511	568
Push Bars - Add \$6.80/in. per bar for extra length bars over 36".											
RM350	Up to 36"	1 ¼"	253	283	379	406	327	234	261	361	369
RM370	Up to 36"	1 ½"	291	320	452	489	428	285	320	440	493
Straight Push Pull Sets - Specify Push Bar CTC. Add \$6.80/in. per bar for extra length bars over 36".											
RM351	12"	1 ¼"	401	450	664	716	580	424	477	654	673
RM352	18"	1 ¼"	411	459	702	758	595	440	491	678	691
RM371	12"	1 ½"	497	545	796	861	660	499	559	769	860
RM372	18"	1 ½"	525	574	823	888	726	528	592	818	912
Offset Push Pull Sets - Specify Push Bar CTC. Add \$6.80/in. per bar for extra length bars over 36".											
RM251	12"	1 ¼"	472	525	740	796	615	458	513	705	744
RM252	18"	1 ¼"	487	545	777	837	637	477	533	734	769
RM271	12"	1 ½"	563	612	880	952	734	537	601	827	923
RM272	18"	1 ½"	588	632	927	1001	765	568	634	874	974
Heavy Duty 30° Offset Pulls											
Part	CTC	Dia.	28/628	313/710 315/711	3/605 4/606	10/612 10B/613	Stock PC/ 10BE/BSP	32D/630	32/629	32D316	32316
RM257	10"	1 ¼"	206	225	456	493	438	294	330	454	498
RM258	12"	1 ¼"	225	245	489	529	466	321	361	495	530
RM259	18"	1 ¼"	231	253	540	583	502	354	396	545	573

NOTE: Engraving "Push" or "Pull" add \$108.00 (1/2" letter height).

NOTE: Post location on push bars can be located 1/8" from end for narrow & medium stile doors and 1" from end for flush and wide stile doors.

- Order form available on website under RM201 - RM224, RM257 - RM259, RM301 - RM324, RM350 and RM370.

ROCKWOOD
ASSA ABLOY

Experience a safer
and more open world

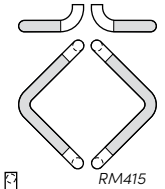
USA & Canada Prices Effective March 1, 2024
Check the websites for the most updated product information.

USA: 800 458 2424 • www.rockwoodmfg.com | Canada: 800 461 3007 • www.assaabloydss.ca
Copyright © 2021-2024, ASSA ABLOY Accessories and Door Controls Group, Inc. All rights reserved. Reproduction in whole or in part without the express written permission of ASSA ABLOY Accessories and Door Controls Group, Inc. is prohibited.

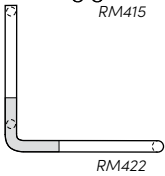
RightAngles - with or without GripZone



RM410



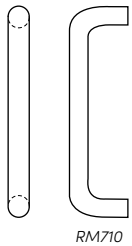
RM415



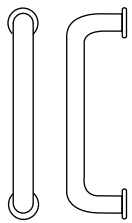
RM422

Without GripZone (RM410-RM413 specify handing and height x width when ordering.)									
Part	28/628	313/710 315/711	3/605 4/606	10/612 10B/613	Stock PC/ 10BE/BSP	32D/630	32/629	32D316	32316
RM405-15	310	352	525	568	456	264	297	403	457
RM410 (leg up)	642	737	1,123	1,212	846	544	625	835	961
RM411 (leg down)	642	737	1,123	1,212	846	544	625	835	961
RM412 (leg up)	1,091	1,246	1,268	1,371	1,319	921	1,055	1,418	1,622
RM413 (leg down)	1,091	1,246	1,268	1,371	1,319	921	1,055	1,418	1,622
With GripZone (RM420-RM423 specify handing and height x width when ordering.)									
Part	3/605	9/611	32/629	32316					
RM415-15	721	833	516	1,019					
RM420 (leg up)	1,418	1,625	1,007	1,987					
RM421 (leg down)	1,418	1,625	1,007	1,987					
RM422 (leg up)	1,833	2,107	1,285	2,578					
RM423 (leg down)	1,833	2,107	1,285	2,578					

Small Pulls - for Cabinets, Casework and Closets



RM710



RM715

Wire Pulls - without base plates								
Part	CTC	Dia.	3/605 4/606	10B/613	Stock PC/ 10BE/BSP	26/625 26D/626	32D/630	32/629
RM710-4	4"	3/8"	45	48	48	45	28	30
RM710-5	5"	3/8"	46	49	49	46	29	31
RM710-6	6"	3/8"	48	54	52	49	30	35
RM720-4	4"	1/2"	56	61	55	56	30	35
RM720-5	5"	1/2"	57	62	57	57	31	37
RM720-6	6"	1/2"	59	63	60	59	35	39
RM730-5	5"	5/8"	64	68	63	64	37	40
RM730-6	6"	5/8"	66	70	64	66	38	42
RM730-7	7"	5/8"	67	74	65	67	39	43
Wire Pulls - with base plates								
RM715-4	4"	3/8"	70	75	75	70	51	55
RM715-5	5"	3/8"	74	80	79	74	53	57
RM715-6	6"	3/8"	75	81	80	79	54	64
RM725-4	4"	1/2"	84	90	83	84	55	65
RM725-5	5"	1/2"	85	91	84	85	56	66
RM725-6	6"	1/2"	87	95	87	87	57	67
RM735-5	5"	5/8"	91	100	87	91	57	67
RM735-6	6"	5/8"	95	102	90	95	63	70
RM735-7	7"	5/8"	96	104	91	96	64	71

USA & Canada Prices Effective March 1, 2024

Check the websites for the most updated product information.

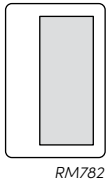
USA: 800 458 2424 • www.rockwoodmfg.com | Canada: 800 461 3007 • www.assaabloydss.ca

Copyright © 2021-2024, ASSA ABLOY Accessories and Door Controls Group, Inc. All rights reserved. Reproduction in whole or in part without the express written permission of ASSA ABLOY Accessories and Door Controls Group, Inc. is prohibited.

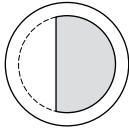
ROCKWOOD

ASSA ABLOY

Experience a safer
and more open world



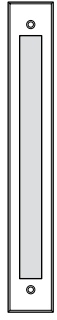
RM782



RM785

Flush Pulls

Flush Pulls					
Part	Size	3/605 4/606	10B/613	Stock PC/ 10BE/BSP	26/625 26D/626
RM780	2 3/16" x 3 1/4"	47	53	53	53
RM782	2 11/16" x 4 3/16"	53	56	69	56
RM785	3 1/2" Dia.	65	58	70	68



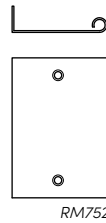
RM790

Flush Cup Pull				
Part	OA	Stock PC/ 10BE/BSP	32D/630	32/629
RM790	14"	209	132	147
	26"	246	155	174
	38"	267	185	207

NOTE: If ordering pull to mate with this product, the CTC of the pull needs to be 2" less than the overall of the flush pull.

- Order form available when ordering.

Edge Pulls - for Closet Doors



RM752

Square Edge Door						
Part	Max OA	3/605 4/606	10/612 10B/613	Stock PC/ 10BE/BSP	32D/630	32/629
RM751	Up to 12"	121	129	118	86	96
RM752	Up to 12"	124	132	122	89	99

Bevel Edge Door						
RM753	Up to 12"	127	137	125	91	104
RM754	Up to 12"	129	139	128	96	108

Double Edge Pull - Square Edge						
RM755	Up to 12"	237	255	214	172	194

Concealed Edge Pull						
Part	Size	3/605 4/606	10/612 10B/613	Stock PC/ 10BE/BSP	26/625 26D/626	
RM760	1" x 4 1/4"	64	68	68	68	

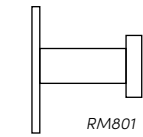
RM760

- Specifying Information: 1. Select style pull number; 2. Select standard length [2", 2 1/2", 3", 4", 5", 6", 12" (max)]; 3. Specify door thickness [Example: RM752-4" 32D 1 3/4" door].

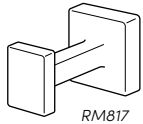
*RM760 cannot be modified.

- Order form available when ordering.

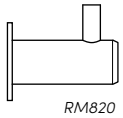
Coat Hooks



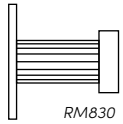
RM801



RM817



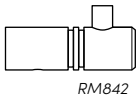
RM820



RM830



RM839



RM842

Part	Size	3/605 4/606	10/612 10B/613	Stock PC/ 10BE/BSP	26/625 26D/626	32D/630
RM801	1 ¼" x 1 ¾"	83	89	88	87	63
RM802	1 ¼" x 2 ¾"	84	90	89	89	66
RM803	1" x 2"	83	89	88		80
RM804	1" x 3"	84	90	89		81
RM805	1" x 1 ¾"	103	113	111	113	
RM806	1" x 3"	113	124	120	124	
RM807	1 ¼" x 2 ¾"	127	137	134	137	
RM808	1 ¼" x 3 ½"	137	147	145	145	
RM811	¾" x 1 ½"	57	61	59	57	
RM812	1 ¼" x 2 ¼"	59	64	63	59	
Part	Size	Stock PC/10BE/BSP		15/619		
RM817	Square 1 ¾", 2 1/16" Projection	65		64		
Part	Size	3/605 4/606 10B/613	Stock PC/ 10BE/BSP	32D/630	32/629	
RM820	½" x 1 ⅝"		66	47		
RM821	⅝" x 2 ⅙"		68	48		
RM822	½" x 1 ½"		48	33		
RM823	⅝" x 2"		51	34		
RM828	¾"W x 2 ⅞"	99	80	63	85	
RM829	¾"W x 1 ⅞"	89	78	79	81	
LineaMet Coat Hooks						
RM830 (w/base plate)	1 ¼" x 2 ¼"		102	73	79	
RM831	⅝" x 2 ⅙"		102	73	79	
ArborMet Coat Hooks						
RM835 (w/base plate)	1 ¼" x 2 ¼"		102	73	79	
RM836	⅝" x 2 ⅙"		102	73	79	
SoftMet Coat Hooks						
RM838 (w/base plate)	1 ¼" x 2 ¼"		102	73	79	
RM839	⅝" x 2 ⅙"		102	73	79	
Groove Coat Hooks						
RM840 (w/base plate)	½" x 1 ⅝"		84	56		
RM841 (w/base plate)	⅝" x 2 ⅙"		89	62		
RM842	½" x 1 ½"		73	47		
RM843	⅝" x 2"		78	49		

USA & Canada Prices Effective March 1, 2024

Check the websites for the most updated product information.

USA: 800 458 2424 • www.rockwoodmfg.com | Canada: 800 461 3007 • www.assaabloydss.ca

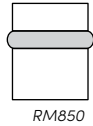
Copyright © 2021-2024, ASSA ABLOY Accessories and Door Controls Group, Inc. All rights reserved. Reproduction in whole or in part without the express written permission of ASSA ABLOY Accessories and Door Controls Group, Inc. is prohibited.

ROCKWOOD®

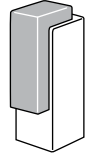
ASSA ABLOY

Experience a safer
and more open world

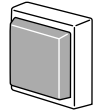
Door Stops




RM850



RM857



RM867



RM876


Floor Mounted								
Part	Height	3/605 4/606	10/612 10B/613	Stock PC/ 10BE/BSP	26/625 26D/626	32D/630	Translucent PC/ 4E	
RM850	1 1/2"	33	35	51	33	39	56	
RM851	2 1/2"	70	77	75	70	60	82	
RM855	1 3/4"	62	66	64	57	52	70	
RM856	2 3/4"	75	81	80	75	64	88	
Part	Size					Stock PC/ 10BE/BSP	15/619	
RM857	Square 1" Base, 2 3/4" Projection					80	79	

Black bumpers available. Suffix BB after part number. (ex: RM850BB.32D) Add-on charge will apply.


Wall Mounted							
Part	Projection	3/605 4/606	10/612 10B/613	Stock PC/ 10BE/BSP	26/625 26D/626	32D/630	
RM860	1 3/32"	36	38	38	35	28	
RM861	1 3/32"	36	38	38	35	28	
Part	Size					Stock PC/ 10BE/BSP	15/619
RM867	Square 1 3/4" Base, 3/4" Projection					63	62

Base Board Mounted						
Part	Projection	3/605 4/606	10/612 10B/613	Stock PC/ 10BE/BSP	26/625 26D/626	32D/630
RM870	1 1/2"	48	54	52	45	31
RM871	3 1/4"	48	54	52	45	31
RM872	3 3/4"	48	54	52	45	31
RM875	1 1/2"	68	74	71	68	48
RM876	3 1/4"	68	74	71	68	48
RM877	3 3/4"	68	74	71	68	48

Push Plates, Pull Plates and Signage



RM1010



RM1030



RM1120H



RM1120L

Square Corner - Adhesive Mount						
Part	Size	3/605 4/606	10/612 10B/613	Stock PC/ 10BE/BSP	32D/630	32/629
RM1010	4" x 22"				70	76
RM1010H	4" x 22"				103	116
RM1010L	4" x 22"				103	116
Square Corner - Screw Mount						
RM1020	4" x 22"	110	122	84	49	56
RM1020H	4" x 22"	156	169	125	86	97
RM1020L	4" x 22"	156	169	125	86	97
Radius End Corner - Adhesive Mount						
RM1030	4" x 22"				86	97
RM1030H	4" x 22"				121	135
RM1030L	4" x 22"				121	135
Radius End Corner - Screw Mount						
RM1040	4" x 22"	135	147	105	70	76
RM1040H	4" x 22"	177	193	143	103	116
RM1040L	4" x 22"	177	193	143	103	116
Indicator Plates - Adhesive Mount						
Part	Size	3/605 4/606	10/612 10B/613	Stock PC/ 10BE/BSP	32D/630	32/629
RM1110H	1" Dia.	91	104	101	73	81
RM1110L	1" Dia.	91	104	101	73	81
RM1120H	2 1/2" Dia.	91	104	101	73	81
RM1120L	2 1/2" Dia.	91	104	101	73	81
RM1150M	2" x 4"	99	113	108	81	91
RM1150W	2" x 5 3/4"	102	117	111	84	93
Indicator Plates - Screw Mount						
RM1160M	2" x 4"	99	113	108	81	91
RM1160W	2" x 5 3/4"	102	117	111	84	93

ROCKWOOD
ASSA ABLOY

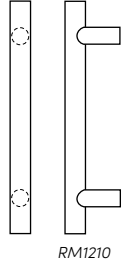
Experience a safer
and more open world

USA & Canada Prices Effective March 1, 2024
Check the websites for the most updated product information.

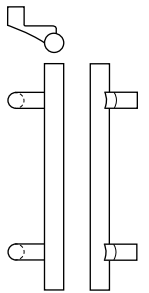
USA: 800 458 2424 • www.rockwoodmfg.com | Canada: 800 461 3007 • www.assaabloydss.ca
Copyright © 2021-2024, ASSA ABLOY Accessories and Door Controls Group, Inc. All rights reserved. Reproduction in whole or in part without the express written permission of ASSA ABLOY Accessories and Door Controls Group, Inc. is prohibited.

MegaTek - Small Pulls for Cabinets, Casework & Closet Doors

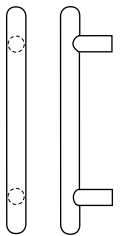
Straight - Flat Ends							
Part	Max OA	Dia.	3/605 4/606	10B/613	Stock PC/ 10BE/BSP	32D/630	32/629
RM1200-4	5 7/8"	1/2"	74	80	63	37	50
RM1200-5	6 7/8"	1/2"	75	83	64	38	51
RM1200-6	7 7/8"	1/2"	77	84	80	44	52
RM1200-8	9 7/8"	1/2"	81	87	84	51	55
RM1200-10	11 7/8"	1/2"	85	91	90	54	60
RM1200-12	13 7/8"	1/2"	96	105	93	57	67
RM1200-18	19 7/8"	1/2"	129	139	99	64	72
RM1200-24	25 7/8"	1/2"	147	160	114	76	86
RM1200-30	31 7/8"	1/2"	175	187	127	89	98
RM1210-5	6 7/8"	5/8"	99	104	79	43	49
RM1210-6	7 7/8"	5/8"	100	105	83	48	54
RM1210-7	8 7/8"	5/8"	100	107	91	55	64
RM1210-8	9 7/8"	5/8"	102	109	93	57	67
RM1210-10	11 7/8"	5/8"	116	127	96	60	70
RM1210-12	13 7/8"	5/8"	124	132	99	64	72
RM1210-18	19 7/8"	5/8"	170	183	118	83	92
RM1210-24	25 7/8"	5/8"	194	210	132	93	107
RM1210-30	31 7/8"	5/8"	232	252	143	103	114
Offset - Flat Ends							
RM1230-5	6 7/8"	5/8"			131	92	104
RM1230-6	7 7/8"	5/8"			132	93	105
RM1230-7	8 7/8"	5/8"			136	97	108
RM1230-8	9 7/8"	5/8"			141	101	114
RM1230-10	11 7/8"	5/8"			143	103	116
RM1230-12	13 7/8"	5/8"			145	105	118
RM1230-18	19 7/8"	5/8"			174	119	132
RM1230-24	25 7/8"	5/8"			193	134	150
RM1230-30	31 7/8"	5/8"			198	140	157
Straight - Round Ends							
RM1240-4	5 7/8"	1/2"	87	95	88	53	60
RM1240-5	6 7/8"	1/2"	89	96	90	54	63
RM1240-6	7 7/8"	1/2"	90	99	91	55	64
RM1240-8	9 7/8"	1/2"	94	102	96	60	67
RM1240-10	11 7/8"	1/2"	96	105	101	66	74
RM1240-12	13 7/8"	1/2"	104	110	108	72	80
RM1240-18	19 7/8"	1/2"	135	147	128	76	85
RM1240-24	25 7/8"	1/2"	159	170	137	85	94
RM1240-30	31 7/8"	1/2"	177	193	152	98	110
RM1250-5	6 7/8"	5/8"	104	110	101	66	74
RM1250-6	7 7/8"	5/8"	107	116	102	67	75
RM1250-7	8 7/8"	5/8"	109	121	105	70	76
RM1250-8	9 7/8"	5/8"	113	123	107	71	79
RM1250-10	11 7/8"	5/8"	127	135	109	73	81
RM1250-12	13 7/8"	5/8"	131	144	112	75	84
RM1250-18	19 7/8"	5/8"	175	191	127	89	100
RM1250-24	25 7/8"	5/8"	202	216	143	103	117
RM1250-30	31 7/8"	5/8"	237	253	149	110	121
Offset - Round Ends							
RM1270-5	6 7/8"	5/8"			145	107	118
RM1270-6	7 7/8"	5/8"			146	107	119
RM1270-7	8 7/8"	5/8"			147	108	120
RM1270-8	9 7/8"	5/8"			151	111	122
RM1270-10	11 7/8"	5/8"			152	113	125
RM1270-12	13 7/8"	5/8"			155	116	128
RM1270-18	19 7/8"	5/8"			174	131	148
RM1270-24	25 7/8"	5/8"			187	145	159
RM1270-30	31 7/8"	5/8"			193	149	165



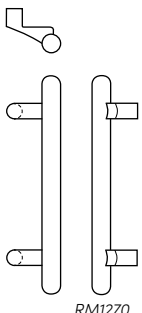
RM1210



RM1230



RM1250



RM1270

USA & Canada Prices Effective March 1, 2024

Check the websites for the most updated product information.

USA: 800 458 2424 • www.rockwoodmfg.com | Canada: 800 461 3007 • www.assaabloydss.ca

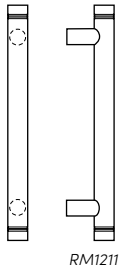
Copyright © 2021-2024, ASSA ABLOY Accessories and Door Controls Group, Inc. All rights reserved. Reproduction in whole or in part without the express written permission of ASSA ABLOY Accessories and Door Controls Group, Inc. is prohibited.

ROCKWOOD

ASSA ABLOY

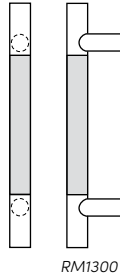
Experience a safer
and more open world

Groove - Small Pulls



Straight - Flat Ends							
Part	Max OA	Dia.	3/605 4/606	10/612 10B/613	Stock PC/ 10BE/BSP	32D/630	32/629
RM1211-5	6 7/8"	5/8"	108	117	101	66	74
RM1211-6	7 7/8"	5/8"	109	118	102	67	75
RM1211-7	8 7/8"	5/8"	110	121	105	70	76
RM1211-8	9 7/8"	5/8"	113	123	107	71	79
RM1211-10	11 7/8"	5/8"	124	132	108	72	80
RM1211-12	13 7/8"	5/8"	130	142	112	75	84

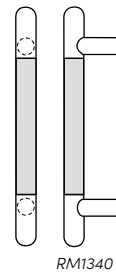
GripZone - Small Pulls for Cabinets, Casework & Closet Doors



Straight - Flat Ends			
Part	Max OA	Dia.	32/629
RM1300-4	5 7/8"	1/2"	76
RM1300-5	6 7/8"	1/2"	79
RM1300-6	7 7/8"	1/2"	80
RM1300-8	9 7/8"	1/2"	81
RM1300-10	11 7/8"	1/2"	84
RM1300-12	13 7/8"	1/2"	90
RM1300-18	19 7/8"	1/2"	94
RM1300-24	25 7/8"	1/2"	110
RM1300-30	31 7/8"	1/2"	120

Straight - Flat Ends			
Part	Max OA	Dia.	32/629
RM1310-5	6 7/8"	5/8"	86
RM1310-6	7 7/8"	5/8"	88
RM1310-7	8 7/8"	5/8"	89
RM1310-8	9 7/8"	5/8"	90
RM1310-10	11 7/8"	5/8"	92
RM1310-12	13 7/8"	5/8"	94
RM1310-18	19 7/8"	5/8"	116
RM1310-24	25 7/8"	5/8"	127
RM1310-30	31 7/8"	5/8"	144

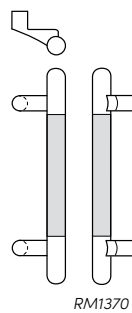
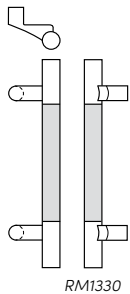
Offset - Flat Ends			
Part	Max OA	Dia.	32/629
RM1330-5	6 7/8"	5/8"	127
RM1330-6	7 7/8"	5/8"	128
RM1330-7	8 7/8"	5/8"	129
RM1330-8	9 7/8"	5/8"	134
RM1330-10	11 7/8"	5/8"	136
RM1330-12	13 7/8"	5/8"	144
RM1330-18	19 7/8"	5/8"	157
RM1330-24	25 7/8"	5/8"	172
RM1330-30	31 7/8"	5/8"	183

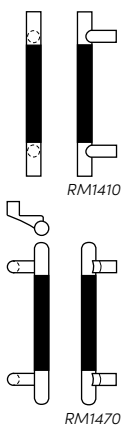


Straight - Round Ends			
Part	Max OA	Dia.	32/629
RM1340-4	5 7/8"	1/2"	88
RM1340-5	6 7/8"	1/2"	89
RM1340-6	7 7/8"	1/2"	90
RM1340-8	9 7/8"	1/2"	92
RM1340-10	11 7/8"	1/2"	94
RM1340-12	13 7/8"	1/2"	105
RM1340-18	19 7/8"	1/2"	113
RM1340-24	25 7/8"	1/2"	120
RM1340-30	31 7/8"	1/2"	134

Straight - Round Ends			
Part	Max OA	Dia.	32/629
RM1350-5	6 7/8"	5/8"	101
RM1350-6	7 7/8"	5/8"	103
RM1350-7	8 7/8"	5/8"	104
RM1350-8	9 7/8"	5/8"	105
RM1350-10	11 7/8"	5/8"	110
RM1350-12	13 7/8"	5/8"	113
RM1350-18	19 7/8"	5/8"	127
RM1350-24	25 7/8"	5/8"	144
RM1350-30	31 7/8"	5/8"	153

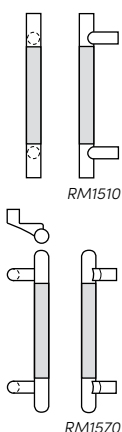
Offset - Round Ends			
Part	Max OA	Dia.	32/629
RM1370-5	6 7/8"	5/8"	144
RM1370-6	7 7/8"	5/8"	145
RM1370-7	8 7/8"	5/8"	146
RM1370-8	9 7/8"	5/8"	148
RM1370-10	11 7/8"	5/8"	150
RM1370-12	13 7/8"	5/8"	153
RM1370-18	19 7/8"	5/8"	172
RM1370-24	25 7/8"	5/8"	183
RM1370-30	31 7/8"	5/8"	199





NoirMet - Small Pulls

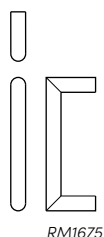
Straight - Flat Ends								
Part	Max OA	Dia.	3/605 4/606	10/612	10B/613	Stock PC/ 10BE/BSP	32D/630	32/629
RM1410-5	6 7/8"	5/8"	170	185	185	127	89	98
RM1410-6	7 7/8"	5/8"	175	191	191	129	91	103
Offset - Flat Ends								
RM1430-5	6 7/8"	5/8"				182	140	158
RM1430-6	7 7/8"	5/8"				187	145	160
Straight - Round Ends								
RM1450-5	6 7/8"	5/8"	203	219	219	151	111	122
RM1450-6	7 7/8"	5/8"	207	221	221	155	116	127
Offset - Round Ends								
RM1470-5	6 7/8"	5/8"				210	163	183
RM1470-6	7 7/8"	5/8"				216	168	192



ArborMet - Small Pulls

Straight - Flat Ends								
Part	Max OA	Dia.	3/605 4/606	10/612	10B/613	Stock PC/ 10BE/BSP	32D/630	32/629
RM1510-5	6 7/8"	5/8"	179	194	194	132	93	108
RM1510-6	7 7/8"	5/8"	183	198	198	137	98	113
Offset - Flat Ends								
RM1530-5	6 7/8"	5/8"				193	149	167
RM1530-6	7 7/8"	5/8"				197	153	175
Straight - Round Ends								
RM1550-5	6 7/8"	5/8"	211	229	229	161	120	135
RM1550-6	7 7/8"	5/8"	216	232	232	166	123	144
Offset - Round Ends								
RM1570-5	6 7/8"	5/8"				218	173	197
RM1570-6	7 7/8"	5/8"				223	175	203

NeoMitre - Small Pulls - for Cabinets, Casework and Closets



Straight Pulls					
Part	CTC	Dia.	Stock PC/ 10BE/BSP	32D/630	32/629
RM1675	6"	3/4"	142	106	118
	8"	3/4"	145	108	121
	10"	3/4"	147	111	124
	12"	3/4"	150	113	127
	18"	3/4"	158	120	134
	24"	3/4"	166	128	144
	30"	3/4"	174	135	152

- Order form available on website under RM1675.

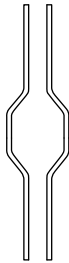
MegaCurve - Long Curved Pulls



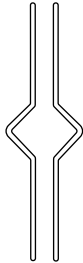
RM2000



RM2014



RM2020

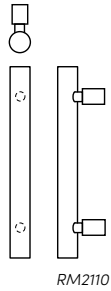


RM2034

Mid Bow								
Part	Max OA	3/605 4/606	10/612 10B/613	Stock PC/ 10BE/BSP	32D/630	32/629	32D316	32316
RM2000	72"	2,383	2,576	1,742	1,422	1,594	2,190	2,442
	84"	2,464	2,662	1,816	1,492	1,670	2,297	2,562
	96"	2,542	2,746	1,892	1,561	1,750	2,404	2,682
RM2004	72"	2,534	2,736	1,869	1,541	1,726	2,372	2,646
	84"	2,612	2,821	1,946	1,610	1,802	2,478	2,764
	96"	2,690	2,907	2,021	1,678	1,882	2,585	2,883
Long Bow Pulls								
RM2010	72"	3,125	3,373	2,388	2,013	2,201	3,022	3,373
	84"	3,203	3,459	2,464	2,033	2,278	3,128	3,491
	96"	3,281	3,543	2,540	2,102	2,354	3,237	3,610
RM2014	72"	3,275	3,538	2,518	2,132	2,387	3,280	3,659
	84"	3,356	3,624	2,595	2,202	2,465	3,388	3,779
	96"	3,433	3,708	2,670	2,270	2,542	3,495	3,897
45° Pulls								
RM2020	72"	2,534	2,736	1,869	1,541	1,726	2,372	2,646
	84"	2,612	2,821	1,946	1,610	1,802	2,478	2,764
	96"	2,690	2,907	2,021	1,678	1,882	2,585	2,883
RM2024	72"	2,682	2,898	1,999	1,658	1,857	2,553	2,846
	84"	2,761	2,982	2,076	1,728	1,936	2,660	2,967
	96"	2,840	3,067	2,152	1,797	2,012	2,767	3,085
Triangle Pulls								
RM2030	72"	2,534	2,736	1,869	1,541	1,726	2,372	2,646
	84"	2,612	2,821	1,946	1,610	1,802	2,478	2,764
	96"	2,690	2,907	2,021	1,678	1,882	2,585	2,883
RM2034	72"	2,682	2,898	1,999	1,658	1,857	2,553	2,846
	84"	2,761	2,982	2,076	1,728	1,936	2,660	2,967
	96"	2,840	3,067	2,152	1,797	2,012	2,767	3,085

- Add \$6.80/in. over 96".
- Order form available on website under RM2000, RM2004, RM2010, RM2014, RM2020, RM2024, RM2030, RM2034.

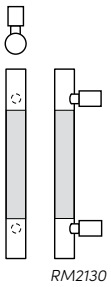
MezzoTek - Necked Post Pulls



Straight Pulls without GripZone									
Part	Max OA	Dia.	3/605 4/606	10/612 10B/613	Stock PC/ 10BE/BSP	32D/630	32/629	32D316	32316
RM2110	12"	1 ¼"	685	742	407	265	297	408	456
	24"	1 ¼"	742	800	479	331	370	511	569
	36"	1 ¼"	797	861	550	397	444	612	684
	48"	1 ¼"	852	920	623	463	519	714	797
	60"	1 ¼"	888	958	672	506	568	783	870
	72"	1 ¼"	925	999	746	550	617	849	945
	84"	1 ¼"	962	1,038	795	593	666	918	1,021
	96"	1 ¼"	998	1,077	844	638	715	984	1,098
RM2120	12"	1 ½"	745	804	421	279	313	431	479
	24"	1 ½"	800	864	495	346	387	533	595
	36"	1 ½"	855	925	567	411	461	634	708
	48"	1 ½"	912	984	639	478	535	734	821
	60"	1 ½"	948	1,023	686	520	583	802	895
	72"	1 ½"	984	1,064	763	564	630	869	970
	84"	1 ½"	1,021	1,103	810	608	680	937	1,043
	96"	1 ½"	1,058	1,142	858	651	730	1,005	1,118



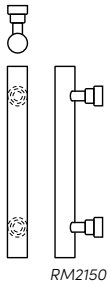
Push Bars without GripZone									
RM2112	Up to 36" CTC	1 ¼"	797	861	550	397	444	612	684
RM2122	Up to 36" CTC	1 ½"	855	925	567	411	461	634	708



Straight Pulls with GripZone									
Part	Max OA	Dia.	3/605	9/611	32/629	32316			
RM2130	12"	1 ¼"	832	939	429	671			
	24"	1 ¼"	887	1,001	503	785			
	36"	1 ¼"	941	1,065	579	899			
	48"	1 ¼"	998	1,127	651	1,009			
	60"	1 ¼"	1,035	1,169	701	1,080			
	72"	1 ¼"	1,069	1,210	748	1,156			
	84"	1 ¼"	1,106	1,251	798	1,228			
	96"	1 ¼"	1,143	1,292	847	1,304			
RM2140	12"	1 ½"	891	1,007	444	737			
	24"	1 ½"	947	1,069	519	865			
	36"	1 ½"	1,001	1,131	592	992			
	48"	1 ½"	1,058	1,194	667	1,118			
	60"	1 ½"	1,092	1,236	715	1,203			
	72"	1 ½"	1,129	1,277	764	1,288			
	84"	1 ½"	1,167	1,316	813	1,370			
	96"	1 ½"	1,203	1,359	863	1,457			



Push Bars with GripZone									
RM2132	Up to 36" CTC	1 ¼"	941	1,065	579	899			
RM2142	Up to 36" CTC	1 ½"	1,001	1,131	592	992			



Double Stepped Post Pulls									
Part	Max OA	Dia.	3/605 4/606	10/612 10B/613	Stock PC/ 10BE/BSP	32D/630	32/629	32D316	32316
RM2150	12"	1"	530	574	435	289	326	448	500
	24"	1"	615	666	507	358	400	551	614
	36"	1"	700	757	580	423	474	652	729
	48"	1"	785	847	653	490	549	754	842
	60"	1"	868	938	731	533	598	823	918
	72"	1"	954	1,029	777	579	646	889	992
	84"	1"	1,038	1,122	826	621	697	959	1,068
	96"	1"	1,123	1,212	874	665	744	1,027	1,143

- Add \$6.80/in. over 96".
- MP (Mid-Post) – Add \$80 each. (Recommended for maximum rigidity on long door pulls. See pg. 5 for guidelines.)
- Pulls with GripZone offer an additional aesthetic look, not a tactile feel. The grip zones are satin, the post and end sections are polished. US10B finish is not available on GripZone pulls.
- Order form available on website under RM2110 - RM2120, RM2130 - RM2140, RM2150.

NOTE: Post location on push bars can be located ½" from end for narrow & medium stile doors and 1" from end for flush and wide stile doors.

USA & Canada Prices Effective March 1, 2024

Check the websites for the most updated product information.

USA: 800 458 2424 • www.rockwoodmfg.com | Canada: 800 461 3007 • www.assaabloydss.ca

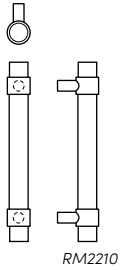
Copyright © 2021-2024, ASSA ABLOY Accessories and Door Controls Group, Inc. All rights reserved. Reproduction in whole or in part without the express written permission of ASSA ABLOY Accessories and Door Controls Group, Inc. is prohibited.

ROCKWOOD
ASSA ABLOY

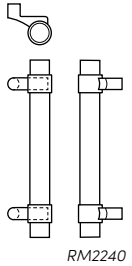
Experience a safer
and more open world

BandWidth - Collar Mount Pulls

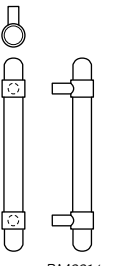
Straight Pulls - Flat Ends								
Part	Max OA	Dia.	3/605 4/606	10/612	10B/613	Stock PC/ 10BE/BSP	32D/630	32/629
RM2200	12"	1"	694	751	751	627	438	489
	24"	1"	806	869	869	684	487	547
	36"	1"	921	994	994	771	536	601
	48"	1"	1,035	1,118	1,118	828	586	655
	60"	1"	1,147	1,238	1,238	866	617	692
	72"	1"	1,260	1,361	1,361	904	651	728
	84"	1"	1,373	1,482	1,482	941	684	765
	96"	1"	1,488	1,605	1,605	979	715	802
RM2210	12"	1 1/4"	743	802	802	645	451	506
	24"	1 1/4"	853	921	921	701	500	561
	36"	1 1/4"	963	1,040	1,040	787	551	616
	48"	1 1/4"	1,071	1,158	1,158	844	599	671
	60"	1 1/4"	1,180	1,277	1,277	882	632	706
	72"	1 1/4"	1,292	1,393	1,393	918	665	742
	84"	1 1/4"	1,401	1,513	1,513	956	698	780
	96"	1 1/4"	1,511	1,633	1,633	993	728	817
Offset Pulls - Flat Ends								
RM2230	12"	1"	757		817	678	482	538
	24"	1"	868		939	765	532	595
	36"	1"	983		1,062	824	582	651
	48"	1"	1,099		1,185	881	630	705
	60"	1"	1,208		1,306	917	664	741
	72"	1"	1,324		1,429	955	696	779
	84"	1"	1,435		1,550	992	727	816
	96"	1"	1,549		1,674	1,032	760	852
RM2240	12"	1 1/4"	805		868	693	496	557
	24"	1 1/4"	915		986	782	547	610
	36"	1 1/4"	1,025		1,108	839	595	667
	48"	1 1/4"	1,132		1,224	894	642	720
	60"	1 1/4"	1,244		1,344	933	675	755
	72"	1 1/4"	1,352		1,462	972	708	792
	84"	1 1/4"	1,463		1,579	1,007	740	828
	96"	1 1/4"	1,573		1,697	1,045	774	866
Straight Pulls - Round Ends								
RM2204	12"	1"	825	892	892	687	489	549
	24"	1"	939	1,016	1,016	774	538	604
	36"	1"	1,054	1,137	1,137	830	588	660
	48"	1"	1,167	1,260	1,260	889	638	714
	60"	1"	1,278	1,382	1,382	927	671	751
	72"	1"	1,392	1,505	1,505	963	703	788
	84"	1"	1,507	1,625	1,625	1,002	736	824
	96"	1"	1,619	1,749	1,749	1,038	768	859
RM2214	12"	1 1/4"	877	946	946	704	503	564
	24"	1 1/4"	984	1,064	1,064	791	554	620
	36"	1 1/4"	1,093	1,180	1,180	848	603	675
	48"	1 1/4"	1,205	1,301	1,301	904	651	728
	60"	1 1/4"	1,314	1,419	1,419	941	684	765
	72"	1 1/4"	1,424	1,537	1,537	979	715	802
	84"	1 1/4"	1,535	1,656	1,656	1,016	749	838
	96"	1 1/4"	1,643	1,774	1,774	1,055	782	874



RM2210



RM2240



RM2214

- Add \$6.80/in. over 96".
- MP (Mid-Post) - Add \$113 each. (Recommended for maximum rigidity on long door pulls. See pg. 5 for guidelines.)
- Specify finish of grip and collar.
- Order form available on website under RM2200 - RM2210, RM2230 - RM2240, RM2204 - RM2214.

NOTE: Post location on push bars can be located 1/8" from end for narrow & medium stile doors and 1" from end for flush and wide stile doors.

ROCKWOOD
ASSA ABLOY

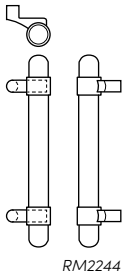
Experience a safer
and more open world

USA & Canada Prices Effective March 1, 2024
Check the websites for the most updated product information.

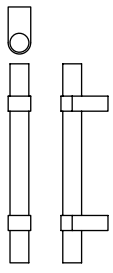
USA: 800 458 2424 • www.rockwoodmfg.com | Canada: 800 461 3007 • www.assaabloydss.ca
Copyright © 2021-2024, ASSA ABLOY Accessories and Door Controls Group, Inc. All rights reserved. Reproduction in whole or in part without the express written permission of ASSA ABLOY Accessories and Door Controls Group, Inc. is prohibited.

BandWidth - Collar Mount Pulls (con't)

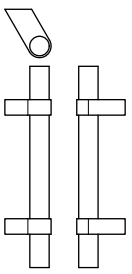
Offset Pulls - Round Ends								
Part	Max OA	Dia.	3/605 4/606	10/612	10B/613	Stock PC/ 10BE/BSP	32D/630	32/629
RM2234	12"	1"	888		960	767	534	598
	24"	1"	1,001		1,082	826	584	653
	36"	1"	1,114		1,205	883	633	708
	48"	1"	1,229		1,327	939	683	763
	60"	1"	1,342		1,448	978	714	801
	72"	1"	1,454		1,570	1,015	748	837
	84"	1"	1,568		1,694	1,054	780	873
	96"	1"	1,683		1,816	1,090	813	909
RM2244	12"	1 1/4"	937		1,014	785	549	614
	24"	1 1/4"	1,046		1,130	842	598	669
	36"	1 1/4"	1,158		1,250	899	646	725
	48"	1 1/4"	1,266		1,368	955	696	779
	60"	1 1/4"	1,375		1,488	992	727	816
	72"	1 1/4"	1,485		1,604	1,032	760	852
	84"	1 1/4"	1,597		1,723	1,067	792	889
	96"	1 1/4"	1,705		1,842	1,105	825	925
Straight Pull - Rectangular Posts								
RM2260	12"	1 1/4"	495		538	327	224	257
	24"	1 1/4"	541		584	373	270	303
	36"	1 1/4"	587		630	419	316	349
	48"	1 1/4"	633		676	465	362	395
	60"	1 1/4"	679		722	511	408	441
	72"	1 1/4"	725		768	557	454	487
	84"	1 1/4"	771		814	603	500	533
	96"	1 1/4"	817		860	649	546	579
Offset Pull - Rectangular Posts								
RM2290	12"	1 1/4"	555		604	376	266	307
	24"	1 1/4"	601		650	422	312	353
	36"	1 1/4"	647		696	468	358	399
	48"	1 1/4"	693		742	514	404	445
	60"	1 1/4"	739		788	560	450	491
	72"	1 1/4"	785		834	606	496	537
	84"	1 1/4"	831		880	652	542	583
	96"	1 1/4"	877		926	698	588	629
Push Bars - Flat Ends								
RM2202	Up to 36" CTC	1"	921	994	994	771	536	601
	RM2212	Up to 36" CTC	1 1/4"	963	1,040	1,040	787	551
Push Bars - Round Ends								
RM2206	Up to 36" CTC	1"	1,054	1,137	1,137	830	588	660
	RM2216	Up to 36" CTC	1 1/4"	1,093	1,180	1,180	848	603



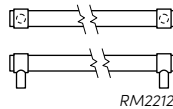
RM2244



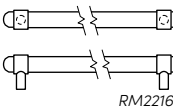
RM2260



RM2290



RM2212



RM2216

- Add \$6.80/in. over 96".
- MP (Mid-Post) - Add \$113 each. (Recommended for maximum rigidity on long door pulls. See page 5 for guidelines.)
- Specify finish of grip and collar. Two-tone finish options available.
- Order form available on website under RM2234 - RM2244, RM2260 - RM2290.
- Finish listed above is for grip section.

NOTE: Post location on push bars can be located 1/8" from end for narrow & medium stile doors and 1" from end for flush and wide stile doors.

OvalTek - True Oval Grip

Straight Pulls					
Part	Max OA	Size	Stock PC/ 10BE/BSP	32D/630	32/629
RM2300	12"	1" x 1 1/2"	594	433	486
	24"	1" x 1 1/2"	670	503	563
	36"	1" x 1 1/2"	776	573	642
	48"	1" x 1 1/2"	852	642	719
	60"	1" x 1 1/2"	928	711	795
	72"	1" x 1 1/2"	1,005	781	874
	84"	1" x 1 1/2"	1,081	850	952
	96"	1" x 1 1/2"	1,155	919	1,029
Offset Pulls					
RM2320	12"	1" x 1 1/2"	647	481	538
	24"	1" x 1 1/2"	753	550	617
	36"	1" x 1 1/2"	828	620	694
	48"	1" x 1 1/2"	906	689	773
	60"	1" x 1 1/2"	980	759	850
	72"	1" x 1 1/2"	1,058	829	926
	84"	1" x 1 1/2"	1,132	897	1,006
	96"	1" x 1 1/2"	1,208	967	1,082
Straight Pulls					
RM2310	12"	1 1/8" x 1 7/8"	617	454	507
	24"	1 1/8" x 1 7/8"	703	532	597
	36"	1 1/8" x 1 7/8"	819	611	684
	48"	1 1/8" x 1 7/8"	907	691	774
	60"	1 1/8" x 1 7/8"	992	769	863
	72"	1 1/8" x 1 7/8"	1,078	848	951
	84"	1 1/8" x 1 7/8"	1,167	928	1,039
	96"	1 1/8" x 1 7/8"	1,252	1,007	1,129
Offset Pulls					
RM2330	12"	1 1/8" x 1 7/8"	668	501	562
	24"	1 1/8" x 1 7/8"	785	581	649
	36"	1 1/8" x 1 7/8"	873	658	739
	48"	1 1/8" x 1 7/8"	957	739	828
	60"	1 1/8" x 1 7/8"	1,044	818	915
	72"	1 1/8" x 1 7/8"	1,131	896	1,005
	84"	1 1/8" x 1 7/8"	1,218	977	1,094
	96"	1 1/8" x 1 7/8"	1,304	1,054	1,180
Push Bars					
RM2302	Up to 36" CTC	1" x 1 1/2"	776	573	642
RM2312	Up to 36" CTC	1 1/8" x 1 7/8"	819	611	684

- RM2310 pulls add \$8.00/in. over 96".
- MP (Mid-Post) - Add \$113 each. (Recommended for maximum rigidity on long door pulls. See page 5 for guidelines.)
- Order form available on website under RM2300, RM2310, RM2320, RM2330.

NOTE: Post location on push bars can be located 1/8" from end for narrow & medium stile doors and 1" from end for flush and wide stile doors.

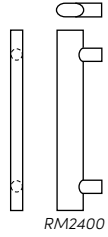
ROCKWOOD
ASSA ABLOY

Experience a safer
and more open world

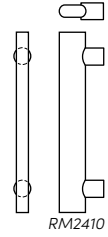
USA & Canada Prices Effective March 1, 2024
Check the websites for the most updated product information.

USA: 800 458 2424 • www.rockwoodmfg.com | Canada: 800 461 3007 • www.assaabloydss.ca
Copyright © 2021-2024, ASSA ABLOY Accessories and Door Controls Group, Inc. All rights reserved. Reproduction in whole or in part without the express written permission of ASSA ABLOY Accessories and Door Controls Group, Inc. is prohibited.

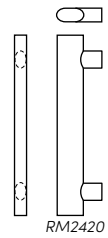
OvalTek - Flat Oval Grip



RM2400



RM2410



RM2420



RM2402

Straight Pulls - Small Round Posts					
Part	Max OA	Size	Stock PC/ 10BE/BSP	32D/630	32/629
RM2400	12"	3/4" x 1 1/2"	657	491	550
	24"	3/4" x 1 1/2"	791	586	656
	36"	3/4" x 1 1/2"	893	680	762
	48"	3/4" x 1 1/2"	997	774	867
	60"	3/4" x 1 1/2"	1,100	867	972
	72"	3/4" x 1 1/2"	1,203	961	1,077
	84"	3/4" x 1 1/2"	1,305	1,055	1,182
	96"	3/4" x 1 1/2"	1,439	1,149	1,288
	Straight Pulls - Large Round Posts				
RM2410	12"	3/4" x 1 1/2"	711	538	605
	24"	3/4" x 1 1/2"	844	634	710
	36"	3/4" x 1 1/2"	947	728	815
	48"	3/4" x 1 1/2"	1,049	822	919
	60"	3/4" x 1 1/2"	1,152	915	1,025
	72"	3/4" x 1 1/2"	1,254	1,011	1,132
	84"	3/4" x 1 1/2"	1,388	1,104	1,235
	96"	3/4" x 1 1/2"	1,492	1,198	1,341
	Straight Pulls - Oblong Posts				
RM2420	12"	3/4" x 1 1/2"	890	675	757
	24"	3/4" x 1 1/2"	992	769	863
	36"	3/4" x 1 1/2"	1,095	864	967
	48"	3/4" x 1 1/2"	1,199	958	1,073
	60"	3/4" x 1 1/2"	1,302	1,052	1,178
	72"	3/4" x 1 1/2"	1,432	1,145	1,282
	84"	3/4" x 1 1/2"	1,538	1,239	1,389
	96"	3/4" x 1 1/2"	1,640	1,335	1,493
	Push Bar - Large Round Posts				
RM2402	Up to 36" CTC	3/4" x 1 1/2"	947	728	815

- RM2410 pulls add \$8.00/in. over 96".
- MP (Mid-Post) - Add \$113 each. (Recommended for maximum rigidity on long door pulls. See page 5 for guidelines.)
- Order form available on website under RM2400, RM2410, RM2420.

NOTE: Post location on push bars can be located 1/8" from end for narrow & medium stile doors and 1" from end for flush and wide stile doors.

SoftMet - Santoprene™ Grip

Straight Pulls - Flat Ends

Part	Max OA	Dia.	3/605 4/606	10/612	10B/613	Stock PC/ 10BE/BSP	32D/630	32/629
RM2510	12"	1 1/4"	571	615	615	567	406	457
	24"	1 1/4"	739	797	797	708	533	599
	36"	1 1/4"	905	979	979	878	662	741
	48"	1 1/4"	1,072	1,159	1,159	1,002	790	885
	60"	1 1/4"	1,241	1,340	1,340	1,143	916	1,026
	72"	1 1/4"	1,409	1,520	1,520	1,307	1,043	1,170
	84"	1 1/4"	1,576	1,702	1,702	1,448	1,172	1,313

Offset Pulls - Flat Ends

RM2540	12"	1 1/4"	627		676	621	457	510
	24"	1 1/4"	795		856	790	583	652
	36"	1 1/4"	960		1,038	930	711	795
	48"	1 1/4"	1,128		1,216	1,056	838	940
	60"	1 1/4"	1,296		1,398	1,195	966	1,081
	72"	1 1/4"	1,463		1,581	1,361	1,094	1,225
	84"	1 1/4"	1,630		1,761	1,501	1,221	1,366

Straight Pulls - Round Ends

RM2514	12"	1 1/4"	697	753	753	628	462	518
	24"	1 1/4"	864	934	934	799	590	661
	36"	1 1/4"	1,031	1,113	1,113	937	718	803
	48"	1 1/4"	1,199	1,296	1,296	1,062	845	947
	60"	1 1/4"	1,368	1,476	1,476	1,202	972	1,088
	72"	1 1/4"	1,535	1,657	1,657	1,368	1,100	1,232
	84"	1 1/4"	1,702	1,839	1,839	1,506	1,227	1,374

Offset Pulls - Round Ends

RM2544	12"	1 1/4"	753		813	681	510	572
	24"	1 1/4"	920		994	852	639	715
	36"	1 1/4"	1,087		1,174	990	766	859
	48"	1 1/4"	1,255		1,354	1,115	894	999
	60"	1 1/4"	1,424		1,537	1,281	1,021	1,143
	72"	1 1/4"	1,591		1,717	1,422	1,147	1,284
	84"	1 1/4"	1,758		1,898	1,562	1,274	1,428

Push Bars

RM2512	Up to 36" CTC	1 1/4"	905	979	979	878	662	741
RM2516	Up to 36" CTC	1 1/4"	1,031	1,113	1,113	937	718	803

- Add \$6.80/in. over 84".

NOTE: Post location on push bars can be located 1/8" from end for narrow & medium stile doors and 1" from end for flush and wide stile doors.

Offset Pulls

Part	CTC	Dia.	3/605 4/606	10B/613	15/619	Stock PC/ PC/10BE/BSP
RM2570	12"	1 1/4"	456	492	507	507
	24"	1 1/4"	498	538	549	549
	36"	1 1/4"	540	583	591	591

- NOTE: Engraving "RKW" add \$108.00 (5/16" letter height).
- Order form available on website under RM2570.

*Santoprene™ is a registered trademark of the Exxon Mobil Corporation.

ROCKWOOD
ASSA ABLOY

Experience a safer
and more open world

USA & Canada Prices Effective March 1, 2024
Check the websites for the most updated product information.

USA: 800 458 2424 • www.rockwoodmfg.com | Canada: 800 461 3007 • www.assaabloydss.ca
Copyright © 2021-2024, ASSA ABLOY Accessories and Door Controls Group, Inc. All rights reserved. Reproduction in whole or in part without the express written permission of ASSA ABLOY Accessories and Door Controls Group, Inc. is prohibited.

SoftTek - Santoprene™ Grip

Straight Pulls								
Part	Max OA	Dia.	3/605 4/606	10/612	10B/613	Stock PC/ 10BE/BSP	32D/630	32/629
RM2610	12"	1 1/4"	513	555	555	550	393	439
	24"	1 1/4"	673	724	724	685	515	577
	36"	1 1/4"	831	896	896	849	636	712
	48"	1 1/4"	989	1,067	1,067	966	757	848
	60"	1 1/4"	1,147	1,238	1,238	1,100	878	986
	72"	1 1/4"	1,305	1,410	1,410	1,261	1,001	1,121
	84"	1 1/4"	1,463	1,579	1,579	1,395	1,123	1,261
Offset Pulls								
RM2640	12"	1 1/4"	569		614	604	441	492
	24"	1 1/4"	725		785	767	563	629
	36"	1 1/4"	886		956	903	683	766
	48"	1 1/4"	1,043		1,127	1,019	805	903
	60"	1 1/4"	1,202		1,298	1,153	928	1,039
	72"	1 1/4"	1,360		1,470	1,315	1,051	1,177
	84"	1 1/4"	1,518		1,641	1,449	1,173	1,315
Push Bar								
RM2612	Up to 36" CTC	1 1/4"	831	896	896	849	636	712

- Add \$6.80/in. over 84".
- Order form available on website under RM2510, RM2514, RM2540, RM2544, RM2610, RM2640.

*Santoprene™ is a registered trademark of the Exxon Mobil Corporation.

NeoMetrix - with GripZone

Straight Pulls						
Part	CTC	Dia.	3/605	9/611	32/629	32316
RM3010	12"	1"	474	535	273	469
	24"	1"	585	659	331	568
	36"	1"	695	785	388	669
RM3020	12"	1 1/4"	518	585	287	496
	24"	1 1/4"	626	707	347	597
	36"	1 1/4"	733	830	404	694
RM3030	12"	1 1/2"	608	685	321	552
	24"	1 1/2"	710	799	383	659
	36"	1 1/2"	808	914	446	768

Offset Pulls						
Part	CTC	Dia.	3/605	9/611	32/629	32316
RM3040	12"	1"	528	595	316	541
	24"	1"	639	722	374	644
	36"	1"	751	847	432	744
RM3050	12"	1 1/4"	574	648	332	572
	24"	1 1/4"	679	768	391	670
	36"	1 1/4"	789	892	449	769
RM3060	12"	1 1/2"	663	750	365	628
	24"	1 1/2"	762	862	426	732
	36"	1 1/2"	863	976	490	842

Push Bars - 7" Grip						
Part	CTC	Dia.	3/605	9/611	32/629	32316
RM3012	Up to 36"	1"	695	785	388	669
RM3022	Up to 36"	1 1/4"	733	830	404	694
RM3032	Up to 36"	1 1/2"	808	914	446	768

NOTE: Post location on push bars can be located 1/8" from end for narrow & medium stile doors and 1" from end for flush and wide stile doors.

Groove - Straight & Offset Pulls

Straight Pulls - Flat Ends								
Part	Max OA	Dia.	3/605 4/606	10/612	10B/613	Stock PC/ 10BE/BSP	32D/630	32/629
RM3101	12"	1"	548	591	591	325	229	255
	24"	1"	608	655	655	426	280	315
	36"	1"	664	717	717	484	332	371
	48"	1"	722	780	780	540	384	431
	60"	1"	760	822	822	579	418	468
	72"	1"	799	862	862	615	452	506
	84"	1"	837	904	904	653	487	545
	96"	1"	877	946	946	689	520	583
Offset Pulls - Flat Ends								
RM3131	12"	1"	602		650	377	277	310
	24"	1"	659		713	479	329	368
	36"	1"	717		776	537	380	425
	48"	1"	777		839	592	432	485
	60"	1"	815		881	630	466	522
	72"	1"	853		921	667	500	560
	84"	1"	891		962	704	533	598
	96"	1"	929		1,002	771	568	637

- Order form available on website under RM3101, RM3131.

USA & Canada Prices Effective March 1, 2024

Check the websites for the most updated product information.

USA: 800 458 2424 • www.rockwoodmfg.com | Canada: 800 461 3007 • www.assaabloydss.ca


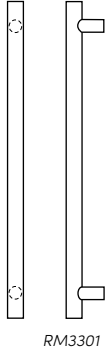
Copyright © 2021-2024, ASSA ABLOY Accessories and Door Controls Group, Inc. All rights reserved. Reproduction in whole or in part without the express written permission of ASSA ABLOY Accessories and Door Controls Group, Inc. is prohibited.

ROCKWOOD
ASSA ABLOY

Experience a safer
and more open world

MegaTek - Straight & Offset PostMount Pulls

Straight Pulls - Flat Ends (87" max overall in aluminum, specify CTC and overall length.)													
Part	Max OA	Dia.	28/628	313/710 315/711	3/605 4/606	10/612	10B/613	Stock PC/ 10BE/BSP	32D/630	32/629	32D316	32316	Translucent PC/4E
RM3300	12"	1"	165	183	448	484	484	250	156	176	239	268	275
	24"	1"	216	232	501	541	541	304	205	229	311	348	335
	36"	1"	267	286	556	602	602	401	251	280	381	426	441
	48"	1"	289	343	610	659	659	454	298	334	454	509	500
	60"	1"	324	377	646	697	697	489	330	368	499	561	538
	72"	1"	357	411	679	734	734	527	360	402	547	613	580
	84"	1"	392	447	714	773	773	560	389	437	594	666	616
	96"	1"			750	811	811	595	421	471	641	719	655
RM3301	12"	1 ¼"	189	208	468	505	505	268	170	193	261	293	294
	24"	1 ¼"	242	260	522	564	564	319	218	244	332	371	351
	36"	1 ¼"	291	311	576	622	622	417	265	297	404	452	459
	48"	1 ¼"	343	398	628	679	679	468	312	346	473	529	515
	60"	1 ¼"	377	432	665	719	719	505	341	382	519	582	556
	72"	1 ¼"	411	467	700	755	755	538	372	417	567	633	592
	84"	1 ¼"	447	499	734	794	794	575	402	451	613	687	633
	96"	1 ¼"			769	832	832	611	434	485	661	738	672
RM3302	12"	1 ½"	222	301	494	536	536	289	189	212	290	326	318
	24"	1 ½"	272	353	549	594	594	344	236	264	365	408	378
	36"	1 ½"	327	405	603	654	654	441	282	318	437	488	485
	48"	1 ½"	415	457	657	712	712	493	328	368	507	569	542
	60"	1 ½"	449	493	694	751	751	529	359	402	554	621	582
	72"	1 ½"	483	525	730	789	789	565	390	439	603	676	622
	84"	1 ½"	518	561	765	827	827	600	422	472	650	729	660
	96"	1 ½"			800	867	867	635	452	507	697	783	699
Offset Pulls - Flat Ends (Specify CTC and overall length.)													
RM3310	12"	1"	207	226	506		546	296	196	218	289	319	326
	24"	1"	259	275	559		605	350	241	271	363	402	385
	36"	1"	310	330	614		663	448	289	324	436	481	493
	48"	1"	331	384	668		721	500	335	373	507	560	550
	60"	1"	366	420	703		760	537	366	408	554	616	591
	72"	1"	400	455	741		798	570	397	444	603	670	627
	84"	1"	435	488	776		837	607	427	478	650	725	668
	96"	1"			812		877	645	459	514	697	778	709
RM3311	12"	1 ¼"	227	247	518		557	307	209	232	303	334	338
	24"	1 ¼"	281	299	569		614	404	253	284	374	411	445
	36"	1 ¼"	331	352	623		672	457	300	336	445	494	503
	48"	1 ¼"	379	434	677		731	507	343	384	512	568	558
	60"	1 ¼"	414	469	712		768	540	375	419	559	620	594
	72"	1 ¼"	449	502	748		806	578	404	454	605	672	636
	84"	1 ¼"	481	536	784		843	613	436	487	652	725	674
	96"	1 ¼"			819		883	647	466	520	700	778	712
RM3312	12"	1 ½"	261	340	545		587	329	222	249	333	368	362
	24"	1 ½"	312	393	598		647	426	271	302	406	452	469
	36"	1 ½"	366	444	652		703	482	319	356	479	532	531
	48"	1 ½"	453	495	707		763	530	360	403	546	608	583
	60"	1 ½"	485	528	742		802	566	391	440	593	660	623
	72"	1 ½"	521	563	779		840	602	423	474	641	714	662
	84"	1 ½"	556	598	815		879	637	453	508	690	769	701
	96"	1 ½"			851		918	674	486	543	741	823	741



- Add \$6.80/in. over 96".
- MP (Mid-Post) - Add \$80 each. (Recommended for maximum rigidity on long door pulls. See page 5 for guidelines.)
- HF (Hands-Free) Post - Add \$28 each. (Available on straight post only.) Order form available on website under RM3300 - RM3302.
- Order form available on website under RM3300, RM3301, RM3302, RM3310, RM3311, RM3312.

ROCKWOOD
ASSA ABLOY

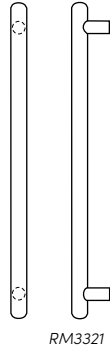
Experience a safer
and more open world

USA & Canada Prices Effective March 1, 2024
Check the websites for the most updated product information.

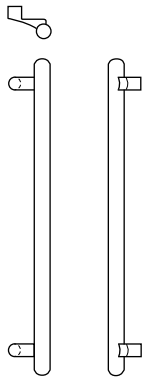
USA: 800 458 2424 • www.rockwoodmfg.com | Canada: 800 461 3007 • www.assaabloydss.ca
Copyright © 2021-2024, ASSA ABLOY Accessories and Door Controls Group, Inc. All rights reserved. Reproduction in whole or in part without the express written permission of ASSA ABLOY Accessories and Door Controls Group, Inc. is prohibited.

MegaTek - Straight & Offset PostMount Pulls (con't)

Straight Pulls - Round Ends (90" max overall in aluminum, specify CTC and overall length.)													
Part	Max OA	Dia.	28/628	313/710 315/711	3/605 4/606	10/612	10B/613	Stock PC/ 10BE/BSP	32D/630	32/629	32D316	32316	Translucent PC/4E
RM3320	12"	1"	211	229	564	611	611	304	202	226	312	347	334
	24"	1"	264	281	619	668	668	403	249	279	385	433	443
	36"	1"	315	333	674	725	725	457	297	334	457	513	503
	48"	1"	339	396	725	786	786	507	340	381	525	588	558
	60"	1"	373	430	762	824	824	542	371	418	574	641	596
	72"	1"	408	464	798	862	862	579	402	451	621	696	637
	84"	1"	442	497	834	901	901	615	435	487	670	750	676
	96"	1"			869	939	939	651	465	520	718	803	716
RM3321	12"	1 1/4"	238	256	584	631	631	322	217	242	335	377	354
	24"	1 1/4"	293	308	638	689	689	419	264	295	408	455	462
	36"	1 1/4"	344	362	692	750	750	474	314	349	481	539	522
	48"	1 1/4"	396	450	747	806	806	522	354	397	546	612	573
	60"	1 1/4"	430	484	784	846	846	559	385	433	595	666	615
	72"	1 1/4"	464	520	818	884	884	594	418	466	641	720	653
	84"	1 1/4"	497	555	854	924	924	630	448	500	692	775	693
	96"	1 1/4"			891	962	962	666	478	537	741	827	732
RM3322	12"	1 1/2"	265	285	603	654	654	353	245	275	379	423	388
	24"	1 1/2"	317	336	657	712	712	452	292	328	453	507	498
	36"	1 1/2"	370	389	712	771	771	507	340	381	525	588	558
	48"	1 1/2"	415	457	766	830	830	551	380	426	587	658	605
	60"	1 1/2"	449	493	803	868	868	590	410	461	635	712	649
	72"	1 1/2"	483	525	837	906	906	624	443	496	684	765	686
	84"	1 1/2"	518	561	873	946	946	659	474	532	730	820	726
	96"	1 1/2"			909	984	984	727	504	567	780	874	799
Offset Pulls - Round Ends (Specify CTC and overall length.)													
RM3330	12"	1"	249	268	612		659	346	238	267	353	388	380
	24"	1"	302	320	666		719	443	285	320	425	474	487
	36"	1"	354	372	720		777	498	334	372	499	556	548
	48"	1"	375	431	775		836	545	373	420	562	629	600
	60"	1"	409	465	810		874	582	404	453	612	680	640
	72"	1"	443	500	846		914	619	437	489	659	737	681
	84"	1"	478	534	882		953	654	467	522	708	789	719
	96"	1"			918		990	717	498	559	756	842	789
RM3331	12"	1 1/4"	278	295	631		680	406	252	281	377	417	446
	24"	1 1/4"	331	347	685		741	460	299	336	450	498	505
	36"	1 1/4"	382	400	741		798	514	346	387	523	580	566
	48"	1 1/4"	431	485	795		856	561	386	434	584	650	617
	60"	1 1/4"	465	521	831		896	595	419	467	634	706	655
	72"	1 1/4"	500	556	865		935	631	449	501	680	757	694
	84"	1 1/4"	534	590	901		974	668	480	538	729	814	735
	96"	1 1/4"			937		1011	734	510	572	778	866	807
RM3332	12"	1 1/2"	304	323	651		702	439	281	317	419	466	482
	24"	1 1/2"	357	375	705		762	494	329	369	494	548	543
	36"	1 1/2"	408	427	760		821	548	376	422	568	631	602
	48"	1 1/2"	450	494	815		879	591	412	463	625	696	650
	60"	1 1/2"	484	527	851		918	627	444	497	674	750	690
	72"	1 1/2"	520	562	886		957	660	475	533	723	803	727
	84"	1 1/2"	555	597	921		997	729	506	568	769	857	801
	96"	1 1/2"			957		1,035	763	538	602	819	913	839



RM3321



RM3331

- Add \$6.80/in. over 96".
- MP (Mid-Post) - Add \$80 each. (Recommended for maximum rigidity on long door pulls. See page 5 for guidelines.)
- HF (Hands-Free) Post - Add \$28 each. (Available on straight post only.)
- Order form available on website under RM3320, RM3321, RM3322, RM3330, RM3331, RM3332.

USA & Canada Prices Effective March 1, 2024

Check the websites for the most updated product information.

USA: 800 458 2424 • www.rockwoodmfg.com | Canada: 800 461 3007 • www.assaabloydss.ca

Copyright © 2021-2024, ASSA ABLOY Accessories and Door Controls Group, Inc. All rights reserved. Reproduction in whole or in part without the express written permission of ASSA ABLOY Accessories and Door Controls Group, Inc. is prohibited.

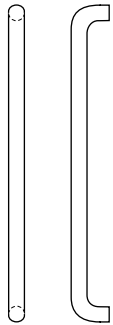
ROCKWOOD

ASSA ABLOY

Experience a safer
and more open world

MegaTek - Straight & Offset PostMount Pulls (con't)

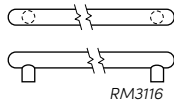
Straight Pulls - Bent Ends (86" max CTC in aluminum, specify CTC.)												
Part	CTC	Dia.	28/628	313/710 315/711	3/605 4/606	10/612 10B/613	Stock PC/ 10BE/BSP	32D/630	32/629	32D316	32316	Translucent PC/4E
RM3340	12"	1"	159	174	378	409	240	147	164	226	251	264
	24"	1"	200	222	434	469	295	194	217	299	335	325
	36"	1"	242	267	489	527	349	240	270	370	416	384
	48"	1"	283	310	541	585	447	287	323	443	499	492
	60"	1"	325	358	591	638	470	308	345	476	533	516
	72"	1"	366	403	638	689	493	328	368	507	569	542
	84"	1"	406	446	754	815	539	368	410	568	635	593
RM3341	12"	1 1/4"	172	191	454	491	255	158	178	246	275	280
	24"	1 1/4"	213	235	509	549	309	207	232	320	358	341
	36"	1 1/4"	255	281	564	611	408	254	284	391	438	448
	48"	1 1/4"	296	328	619	668	462	301	338	466	522	508
	60"	1 1/4"	338	372	667	720	485	322	359	495	554	534
	72"	1 1/4"	378	417	716	773	507	340	381	525	588	558
	84"	1 1/4"	420	464	842	908	551	380	425	586	655	605
RM3342	12"	1 1/2"	193	212	552	595	300	199	221	307	342	330
	24"	1 1/2"	234	258	608	656	353	245	275	379	423	388
	36"	1 1/2"	274	304	660	714	452	292	328	453	507	498
	48"	1 1/2"	317	348	716	773	507	340	381	525	588	558
	60"	1 1/2"	359	396	765	825	522	354	397	546	612	573
	72"	1 1/2"	400	440	815	881	538	367	409	567	634	592
	84"	1 1/2"	441	484	930	1,002	584	405	454	625	704	642
	96"	1 1/2"			1,044	1,128	628	446	729	686	769	691



RM3341



RM3112



RM3116

Push Bars - Flat Ends												
RM3102	Up to 36" CTC	1"	267	286	556	602	401	251	280	381	426	441
RM3112	Up to 36" CTC	1 1/4"	291	311	576	622	417	265	297	404	452	459
RM3122	Up to 36" CTC	1 1/2"	327	405	603	654	441	282	318	437	488	485
Push Bars - Round Ends												
RM3106	Up to 36" CTC	1"	315	333	674	725	457	297	334	457	513	503
RM3116	Up to 36" CTC	1 1/4"	344	362	692	750	474	314	349	481	539	522
RM3126	Up to 36" CTC	1 1/2"	370	389	712	771	507	340	381	525	588	558

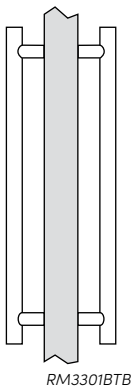
- Add \$6.80/in. over 96".
- Add \$6.80/in. over 36" on Push Bars.
- MP (Mid-Post) - Add \$80 each. (Recommended for maximum rigidity on long door pulls. See page 5 for guidelines.)
- Order form available on website under RM3340, RM3341, RM3342.

NOTE: Post location on push bars can be located 1/8" from end for narrow & medium stile doors and 1" from end for flush and wide stile doors.

Quick Ship MegaTek - Straight PostMount Pulls

Straight Pulls - Flat Ends - Back-to-Back Mounting					
Part	CTC	OA	Dia.	32D/630	BSP
RM3301BTB1224.32D	12"	24"	1 1/4"	367	
RM3301BTB1824.BSP	18"	24"	1 1/4"		415
RM3301BTB2436.32D	24"	36"	1 1/4"	441	
RM3301BTB3036.BSP	30"	36"	1 1/4"		477
RM3301BTB3648.32D	36"	48"	1 1/4"	516	
RM3301BTB3648.BSP	36"	48"	1 1/4"		550
RM3301BTB4248.BSP	42"	48"	1 1/4"		550
RM3301BTB4860.32D	48"	60"	1 1/4"	563	
RM3301BTB6072.32D	60"	72"	1 1/4"	613	
RM3301BTB7284.32D	72"	84"	1 1/4"	662	
RM3301BTB8496.32D	84"	96"	1 1/4"	713	

- Mounting included for both 1 3/4" wood or metal doors and 1/2" glass doors.



RM3301BTB

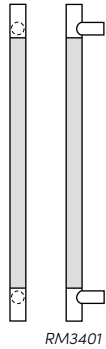
ROCKWOOD
ASSA ABLOY

Experience a safer
and more open world

USA & Canada Prices Effective March 1, 2024
Check the websites for the most updated product information.

USA: 800 458 2424 • www.rockwoodmfg.com | Canada: 800 461 3007 • www.assaabloydss.ca
Copyright © 2021-2024, ASSA ABLOY Accessories and Door Controls Group, Inc. All rights reserved. Reproduction in whole or in part without the express written permission of ASSA ABLOY Accessories and Door Controls Group, Inc. is prohibited.

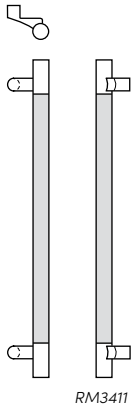
NeoMax - Post Mounted GripZone



RM3401

Straight Pulls - Flat Ends						
Part	Max OA	Dia.	3/605	9/611	32/629	32316
RM3400	12"	1"	428	483	233	351
	24"	1"	539	610	289	438
	36"	1"	650	734	349	526
	48"	1"	760	860	406	614
	60"	1"	872	984	464	703
	72"	1"	983	1,109	523	791
	84"	1"	1,092	1,236	581	878
	96"	1"	1,205	1,361	639	966
	RM3401	12"	1 1/4"	474	536	248
24"		1 1/4"	580	656	306	526
36"		1 1/4"	688	777	365	614
48"		1 1/4"	796	898	423	726
60"		1 1/4"	904	1,021	481	825
72"		1 1/4"	1,010	1,142	538	926
84"		1 1/4"	1,120	1,263	597	1,027
96"		1 1/4"	1,225	1,386	655	1,124
RM3402		12"	1 1/2"	562	633	280
	24"	1 1/2"	663	750	343	517
	36"	1 1/2"	762	862	406	627
	48"	1 1/2"	863	979	468	709
	60"	1 1/2"	966	1,090	531	804
	72"	1 1/2"	1,066	1,205	593	897
	84"	1 1/2"	1,167	1,317	657	993
	96"	1 1/2"	1,267	1,433	719	1,086

Offset Pulls - Flat Ends						
RM3410	12"	1"	483		276	416
	24"	1"	593		333	502
	36"	1"	703		393	591
	48"	1"	817		450	679
	60"	1"	928		507	768
	72"	1"	1,039		565	856
	84"	1"	1,149		624	943
	96"	1"	1,261		681	1,030
	RM3411	12"	1 1/4"	528		291
24"		1 1/4"	636		350	529
36"		1 1/4"	744		407	615
48"		1 1/4"	851		466	705
60"		1 1/4"	958		524	792
72"		1 1/4"	1,066		582	880
84"		1 1/4"	1,174		640	967
96"		1 1/4"	1,281		699	1,054
RM3412		12"	1 1/2"	617		325
	24"	1 1/2"	719		385	583
	36"	1 1/2"	819		450	679
	48"	1 1/2"	920		513	773
	60"	1 1/2"	1,021		577	869
	72"	1 1/2"	1,122		637	964
	84"	1 1/2"	1,223		701	1,058
	96"	1 1/2"	1,325		763	1,153



RM3411

- Add \$6.80/in. over 96".
- MP (Mid-Post) - Add \$80 each. (Recommended for maximum rigidity on long door pulls. See page 5 for guidelines.)
- Order form available on website under RM3400, RM3401, RM3402, RM3410, RM3411, RM3412.

USA & Canada Prices Effective March 1, 2024

Check the websites for the most updated product information.

USA: 800 458 2424 • www.rockwoodmfg.com | Canada: 800 461 3007 • www.assaabloydss.ca

Copyright © 2021-2024, ASSA ABLOY Accessories and Door Controls Group, Inc. All rights reserved. Reproduction in whole or in part without the express written permission of ASSA ABLOY Accessories and Door Controls Group, Inc. is prohibited.

ROCKWOOD
ASSA ABLOY

Experience a safer
and more open world

NeoMax - Post Mounted GripZone (con't)

Straight Pulls - Round Ends						
Part	Max OA	Dia.	3/605	9/611	32/629	32316
RM3420	12"	1"	548	619	278	422
	24"	1"	659	745	335	510
	36"	1"	769	869	395	597
	48"	1"	882	995	452	685
	60"	1"	992	1,122	510	770
	72"	1"	1,104	1,247	568	858
	84"	1"	1,213	1,372	626	946
	96"	1"	1,326	1,496	683	1,035
	RM3421	12"	1 ¼"	592	671	294
24"		1 ¼"	700	794	352	533
36"		1 ¼"	808	914	409	620
48"		1 ¼"	916	1,035	468	709
60"		1 ¼"	1,023	1,156	526	795
72"		1 ¼"	1,130	1,278	584	885
84"		1 ¼"	1,240	1,400	643	970
96"		1 ¼"	1,346	1,520	701	1,058
RM3422		12"	1 ½"	682	771	328
	24"	1 ½"	784	886	388	587
	36"	1 ½"	884	998	452	685
	48"	1 ½"	984	1,112	515	778
	60"	1 ½"	1,085	1,227	579	872
	72"	1 ½"	1,188	1,340	640	967
	84"	1 ½"	1,288	1,455	703	1,063
	96"	1 ½"	1,388	1,569	765	1,156
	Offset Pulls - Round Ends					
RM3430	12"	1"	605		321	487
	24"	1"	715		379	574
	36"	1"	824		437	659
	48"	1"	936		496	749
	60"	1"	1,046		552	836
	72"	1"	1,159		611	925
	84"	1"	1,268		669	1,012
	96"	1"	1,382		728	1,100
	RM3431	12"	1 ¼"	651		338
24"		1 ¼"	758		396	598
36"		1 ¼"	865		453	686
48"		1 ¼"	973		513	773
60"		1 ¼"	1,082		569	860
72"		1 ¼"	1,189		627	948
84"		1 ¼"	1,297		684	1,037
96"		1 ¼"	1,403		744	1,124
RM3432		12"	1 ½"	739		369
	24"	1 ½"	839		432	652
	36"	1 ½"	939		496	749
	48"	1 ½"	1,040		557	842
	60"	1 ½"	1,142		620	940
	72"	1 ½"	1,242		682	1,033
	84"	1 ½"	1,343		746	1,127
	96"	1 ½"	1,445		808	1,222

- Add \$6.80/in. over 96".
- MP (Mid-Post) - Add \$80 each. (Recommended for maximum rigidity on long door pulls. See page 5 for guidelines.)
- Order form available on website under RM3420, RM3421, RM3422, RM3430, RM3431, RM3432.

ROCKWOOD
ASSA ABLOY

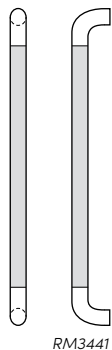
Experience a safer
and more open world

USA & Canada Prices Effective March 1, 2024
Check the websites for the most updated product information.

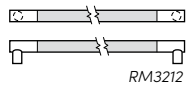
USA: 800 458 2424 • www.rockwoodmfg.com | Canada: 800 461 3007 • www.assaabloydss.ca
Copyright © 2021-2024, ASSA ABLOY Accessories and Door Controls Group, Inc. All rights reserved. Reproduction in whole or in part without the express written permission of ASSA ABLOY Accessories and Door Controls Group, Inc. is prohibited.

NeoMax - Post Mounted GripZone (con't)

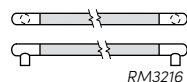
Straight Pulls - Bent Ends (Specify CTC.)						
Part	CTC	Dia.	3/605	9/611	32/629	32316
RM3440	12"	1"	474	536	273	411
	24"	1"	585	659	331	500
	36"	1"	695	785	388	587
	48"	1"	805	909	446	674
	60"	1"	918	1,036	504	763
	72"	1"	1,028	1,162	563	851
	84"	1"	1,138	1,288	620	940
	96"	1"	1,250	1,412	679	1,028
RM3441	12"	1 ¼"	518	586	287	496
	24"	1 ¼"	626	708	347	597
	36"	1 ¼"	733	827	404	694
	48"	1 ¼"	840	949	463	794
	60"	1 ¼"	948	1,071	520	896
	72"	1 ¼"	1,057	1,193	580	994
	84"	1 ¼"	1,165	1,314	637	1,093
	96"	1 ¼"	1,271	1,436	697	1,193
RM3442	12"	1 ½"	608	685	321	487
	24"	1 ½"	710	799	383	579
	36"	1 ½"	808	914	446	674
	48"	1 ½"	908	1,028	508	769
	60"	1 ½"	1,010	1,142	573	865
	72"	1 ½"	1,111	1,255	634	960
	84"	1 ½"	1,212	1,371	699	1,054
	96"	1 ½"	1,312	1,482	760	1,148



Push Bars - Flat Ends						
Part	CTC	Dia.	3/605	9/611	32/629	32316
RM3202	Up to 36"	1"	650	734	349	526
RM3212	Up to 36"	1 ¼"	688	777	365	614
RM3222	Up to 36"	1 ½"	762	862	406	627

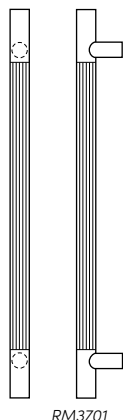


Push Bars - Round Ends						
Part	CTC	Dia.	3/605	9/611	32/629	32316
RM3206	Up to 36"	1"	769	869	395	597
RM3216	Up to 36"	1 ¼"	808	914	409	620
RM3226	Up to 36"	1 ½"	884	998	452	685



LineaMax - Grooved Pulls

Straight Pulls - Solid Flat Ends							
Part	Max OA	Dia.	3/605 4/606	10/612 10B/613	Stock PC/ 10BE/BSP	32D/630	32/629
RM3701	12"	1 ¼"	919	992	639	476	532
	24"	1 ¼"	1,103	1,190	785	581	649
	36"	1 ¼"	1,286	1,388	899	684	767
	48"	1 ¼"	1,471	1,585	1,014	790	885
	60"	1 ¼"	1,653	1,785	1,128	895	1,001
	72"	1 ¼"	1,836	1,983	1,245	998	1,119
	84"	1 ¼"	2,020	2,184	1,389	1,105	1,237
	96"	1 ¼"	2,204	2,380	1,504	1,211	1,355
RM3702	12"	1 ½"	1,106	1,195	694	525	589
	24"	1 ½"	1,305	1,410	851	640	718
	36"	1 ½"	1,505	1,624	977	754	845
	48"	1 ½"	1,703	1,841	1,101	869	975
	60"	1 ½"	1,903	2,055	1,226	984	1,103
	72"	1 ½"	2,102	2,270	1,383	1,099	1,230
	84"	1 ½"	2,299	2,485	1,506	1,214	1,357
	96"	1 ½"	2,500	2,699	1,631	1,327	1,486



- Add \$8.50/in. over 96".
- MP (Mid-Post) - Add \$80 each. (Recommended for maximum rigidity on long door pulls. See page 5 for guidelines.)
- Order form available on website under RM3440, RM3441, RM3442, RM3701, RM3702.

USA & Canada Prices Effective March 1, 2024

Check the websites for the most updated product information.

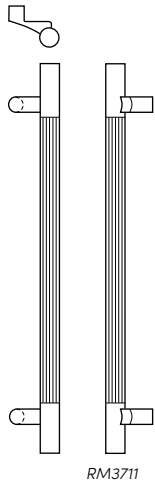
USA: 800 458 2424 • www.rockwoodmfg.com | Canada: 800 461 3007 • www.assaabloydss.ca

Copyright © 2021-2024, ASSA ABLOY Accessories and Door Controls Group, Inc. All rights reserved. Reproduction in whole or in part without the express written permission of ASSA ABLOY Accessories and Door Controls Group, Inc. is prohibited.

ROCKWOOD
ASSA ABLOY

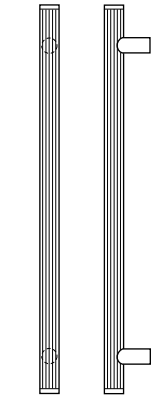
Experience a safer
and more open world

LineaMax - Grooved Pulls (con't)



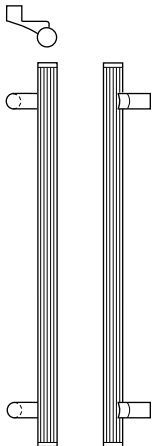
RM3711

Offset Pulls - Solid Flat Ends								
Part	Max OA	Dia.	3/605 4/606	10/612	10B/613	Stock PC/ 10BE/BSP	32D/630	32/629
RM3711	12"	1 ¼"	973		1,049	692	523	587
	24"	1 ¼"	1,156		1,249	837	627	704
	36"	1 ¼"	1,340		1,446	953	734	822
	48"	1 ¼"	1,522		1,644	1,067	837	939
	60"	1 ¼"	1,706		1,843	1,181	944	1,055
	72"	1 ¼"	1,889		2,041	1,297	1,048	1,173
	84"	1 ¼"	2,073		2,239	1,442	1,152	1,292
	96"	1 ¼"	2,256		2,438	1,557	1,258	1,409
RM3712	12"	1 ½"	1,160		1,252	777	575	643
	24"	1 ½"	1,359		1,468	904	688	771
	36"	1 ½"	1,558		1,684	1,028	802	898
	48"	1 ½"	1,757		1,897	1,153	916	1,026
	60"	1 ½"	1,957		2,112	1,279	1,030	1,154
	72"	1 ½"	2,154		2,327	1,432	1,145	1,282
	84"	1 ½"	2,354		2,542	1,560	1,261	1,411
	96"	1 ½"	2,554		2,758	1,686	1,376	1,540



RM3721

Straight Pulls - Fully Grooved Flat Ends								
RM3721	12"	1 ¼"	659	713	713	501	350	391
	24"	1 ¼"	833	899	899	611	449	501
	36"	1 ¼"	1,006	1,086	1,086	749	547	615
	48"	1 ¼"	1,178	1,272	1,272	858	647	725
	60"	1 ¼"	1,351	1,458	1,458	966	746	836
	72"	1 ¼"	1,523	1,647	1,647	1,076	846	948
	84"	1 ¼"	1,697	1,833	1,833	1,185	947	1,059
	96"	1 ¼"	1,870	2,020	2,020	1,295	1,043	1,171
RM3722	12"	1 ½"	719	777	777	556	398	445
	24"	1 ½"	899	973	973	672	504	564
	36"	1 ½"	1,082	1,167	1,167	818	610	683
	48"	1 ½"	1,261	1,363	1,363	934	716	802
	60"	1 ½"	1,440	1,557	1,557	1,051	823	921
	72"	1 ½"	1,622	1,752	1,752	1,169	929	1,040
	84"	1 ½"	1,801	1,948	1,948	1,283	1,035	1,159
	96"	1 ½"	1,983	2,142	2,142	1,429	1,142	1,278



RM3731

Offset Pulls - Fully Grooved Flat Ends								
RM3731	12"	1 ¼"	714		769	555	397	444
	24"	1 ¼"	887		957	663	496	555
	36"	1 ¼"	1,060		1,145	801	596	666
	48"	1 ¼"	1,233		1,331	910	697	778
	60"	1 ¼"	1,406		1,517	1,019	794	889
	72"	1 ¼"	1,578		1,705	1,127	894	999
	84"	1 ¼"	1,752		1,890	1,236	993	1,112
	96"	1 ¼"	1,925		2,076	1,376	1,094	1,225
RM3732	12"	1 ½"	773		834	607	445	499
	24"	1 ½"	954		1,029	755	551	618
	36"	1 ½"	1,133		1,224	870	657	738
	48"	1 ½"	1,314		1,419	986	764	857
	60"	1 ½"	1,495		1,614	1,103	870	976
	72"	1 ½"	1,677		1,810	1,220	978	1,095
	84"	1 ½"	1,857		2,004	1,335	1,082	1,214
	96"	1 ½"	2,038		2,199	1,481	1,190	1,334

- Add \$8.50/in. over 96".
- MP (Mid-Post) - Add \$80 each. (Recommended for maximum rigidity on long door pulls. See page 5 for guidelines.)
- Order form available on website under RM3711, RM3712, RM3721, RM3722, RM3731, RM3732.

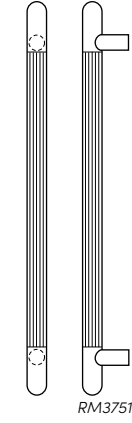
ROCKWOOD
ASSA ABLOY

Experience a safer
and more open world

USA & Canada Prices Effective March 1, 2024
Check the websites for the most updated product information.

USA: 800 458 2424 • www.rockwoodmfg.com | Canada: 800 461 3007 • www.assaabloydss.ca
Copyright © 2021-2024, ASSA ABLOY Accessories and Door Controls Group, Inc. All rights reserved. Reproduction in whole or in part without the express written permission of ASSA ABLOY Accessories and Door Controls Group, Inc. is prohibited.

LineaMax - Grooved Pulls (con't)

Straight Pulls - Solid Round Ends									
Part	Max OA	Dia.	3/605 4/606	10/612	10B/613	Stock PC/ 10BE/BSP	32D/630	32/629	
 RM3751	12"	1 1/4"	1,040	1,124	1,124	714	544	609	
	24"	1 1/4"	1,224	1,324	1,324	860	648	727	
	36"	1 1/4"	1,409	1,520	1,520	975	753	843	
	48"	1 1/4"	1,592	1,718	1,718	1,089	859	960	
	60"	1 1/4"	1,777	1,918	1,918	1,205	962	1,079	
	72"	1 1/4"	1,959	2,116	2,116	1,320	1,069	1,197	
	84"	1 1/4"	2,143	2,315	2,315	1,466	1,173	1,315	
	96"	1 1/4"	2,327	2,512	2,512	1,579	1,276	1,430	
	RM3752	12"	1 1/2"	1,229	1,328	1,328	800	593	665
		24"	1 1/2"	1,429	1,542	1,542	926	709	793
36"		1 1/2"	1,625	1,757	1,757	1,051	823	921	
48"		1 1/2"	1,825	1,971	1,971	1,176	938	1,049	
60"		1 1/2"	2,024	2,188	2,188	1,302	1,052	1,178	
72"		1 1/2"	2,224	2,402	2,402	1,456	1,165	1,306	
84"		1 1/2"	2,423	2,617	2,617	1,581	1,279	1,432	
96"		1 1/2"	2,622	2,829	2,829	1,708	1,394	1,562	
Offset Pulls - Solid Round Ends									
RM3761	12"	1 1/4"	1,093		1,180	797	591	662	
	24"	1 1/4"	1,278		1,380	911	698	780	
	36"	1 1/4"	1,462		1,578	1,027	801	897	
	48"	1 1/4"	1,646		1,778	1,143	905	1,015	
	60"	1 1/4"	1,828		1,975	1,256	1,012	1,133	
	72"	1 1/4"	2,013		2,174	1,401	1,115	1,248	
	84"	1 1/4"	2,196		2,372	1,515	1,221	1,367	
	96"	1 1/4"	2,380		2,573	1,630	1,325	1,485	
RM3762	12"	1 1/2"	1,282		1,386	852	642	719	
	24"	1 1/2"	1,481		1,601	978	755	847	
	36"	1 1/2"	1,680		1,816	1,103	870	976	
	48"	1 1/2"	1,880		2,030	1,230	985	1,104	
	60"	1 1/2"	2,080		2,244	1,384	1,100	1,232	
	72"	1 1/2"	2,277		2,459	1,509	1,215	1,359	
	84"	1 1/2"	2,476		2,675	1,635	1,329	1,487	
	96"	1 1/2"	2,676		2,889	1,760	1,442	1,615	
Straight Pulls - Fully Grooved Round Ends									
RM3771	12"	1 1/4"	781	845	845	575	416	467	
	24"	1 1/4"	955	1,031	1,031	685	517	579	
	36"	1 1/4"	1,128	1,216	1,216	825	616	690	
	48"	1 1/4"	1,301	1,406	1,406	933	715	801	
	60"	1 1/4"	1,474	1,592	1,592	1,041	815	912	
	72"	1 1/4"	1,647	1,779	1,779	1,151	914	1,024	
	84"	1 1/4"	1,820	1,965	1,965	1,259	1,014	1,136	
	96"	1 1/4"	1,993	2,152	2,152	1,397	1,113	1,245	
RM3772	12"	1 1/2"	843	908	908	630	466	522	
	24"	1 1/2"	1,022	1,104	1,104	776	573	642	
	36"	1 1/2"	1,203	1,299	1,299	892	679	760	
	48"	1 1/2"	1,384	1,494	1,494	1,009	784	877	
	60"	1 1/2"	1,564	1,690	1,690	1,125	892	997	
	72"	1 1/2"	1,744	1,884	1,884	1,241	996	1,116	
	84"	1 1/2"	1,926	2,082	2,082	1,388	1,104	1,235	
	96"	1 1/2"	2,105	2,274	2,274	1,504	1,211	1,355	

- Add \$8.50/in. over 96".
- MP (Mid-Post) - Add \$80 each. (Recommended for maximum rigidity on long door pulls. See page 5 for guidelines.)
- Order form available on website under RM3751, RM3752, RM3761, RM3762, RM3771, RM3772.

USA & Canada Prices Effective March 1, 2024

Check the websites for the most updated product information.

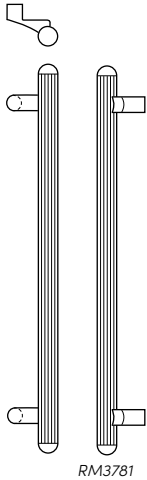
USA: 800 458 2424 • www.rockwoodmfg.com | Canada: 800 461 3007 • www.assaabloydss.ca

Copyright © 2021-2024, ASSA ABLOY Accessories and Door Controls Group, Inc. All rights reserved. Reproduction in whole or in part without the express written permission of ASSA ABLOY Accessories and Door Controls Group, Inc. is prohibited.

ROCKWOOD
ASSA ABLOY

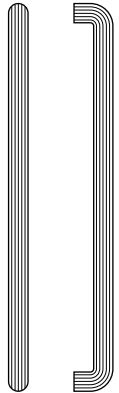
Experience a safer
and more open world

LineaMax - Grooved Pulls (con't)



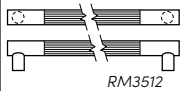
RM3781

Offset Pulls - Fully Grooved Round Ends								
Part	Max OA	Dia.	3/605 4/606	10/612	10B/613	Stock PC/ 10BE/BSP	32D/630	32/629
RM3781	12"	1 ¼"	836		902	629	464	520
	24"	1 ¼"	1,009		1,088	766	564	630
	36"	1 ¼"	1,180		1,277	876	663	744
	48"	1 ¼"	1,353		1,463	984	763	856
	60"	1 ¼"	1,527		1,650	1,094	863	966
	72"	1 ¼"	1,700		1,836	1,203	961	1,077
	84"	1 ¼"	1,874		2,023	1,311	1,062	1,190
	96"	1 ¼"	2,047		2,209	1,450	1,160	1,300
RM3782	12"	1 ½"	896		967	682	515	577
	24"	1 ½"	1,076		1,162	828	620	694
	36"	1 ½"	1,257		1,357	946	727	814
	48"	1 ½"	1,437		1,553	1,061	832	932
	60"	1 ½"	1,618		1,748	1,177	939	1,052
	72"	1 ½"	1,798		1,941	1,295	1,043	1,171
	84"	1 ½"	1,980		2,138	1,441	1,151	1,289
	96"	1 ½"	2,158		2,332	1,557	1,258	1,409



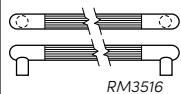
RM3741

Straight Pulls - Fully Grooved Bent Ends								
RM3741	12"	1 ¼"					390	437
	24"	1 ¼"					489	547
	36"	1 ¼"					589	658
	48"	1 ¼"					688	771
	60"	1 ¼"					786	883
	72"	1 ¼"					887	993
	84"	1 ¼"					986	1,105
	96"	1 ¼"					1,085	1,217
RM3742	12"	1 ½"					440	491
	24"	1 ½"					545	610
	36"	1 ½"					651	730
	48"	1 ½"					757	848
	60"	1 ½"					864	967
	72"	1 ½"					969	1,087
	84"	1 ½"					1,077	1,205
	96"	1 ½"					1,182	1,324



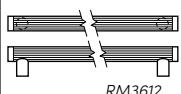
RM3512

Push Bars Solid Grooves Flat Ends								
RM3512	Up to 36" CTC	1 ¼"	1,286	1,388	1,388	899	684	767
RM3522	Up to 36" CTC	1 ½"	1,505	1,624	1,624	977	754	845



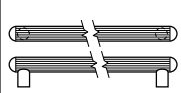
RM3516

Push Bars Solid Grooves Round Ends								
RM3516	Up to 36" CTC	1 ¼"	1,409	1,520	1,520	975	753	843
RM3526	Up to 36" CTC	1 ½"	1,625	1,757	1,757	1,051	823	921



RM3612

Push Bars Fully Grooved - Flat Ends								
RM3612	Up to 36" CTC	1 ¼"	1,006	1,086	1,086	749	547	615
RM3622	Up to 36" CTC	1 ½"	1,082	1,167	1,167	818	610	683



RM3616

Push Bars Fully Grooved - Round Ends								
RM3616	Up to 36" CTC	1 ¼"	1,128	1,216	1,216	825	616	690
RM3626	Up to 36" CTC	1 ½"	1,203	1,299	1,299	892	679	760

- Add \$8.50/in. over 96".
- MP (Mid-Post) - Add \$80 each. (Recommended for maximum rigidity on long door pulls. See page 5 for guidelines.)
- Order form available on website under RM3741, RM3742, RM3781, RM3782.

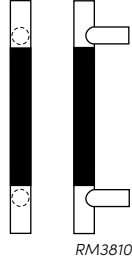
ROCKWOOD
ASSA ABLOY

Experience a safer
and more open world

USA & Canada Prices Effective March 1, 2024
Check the websites for the most updated product information.

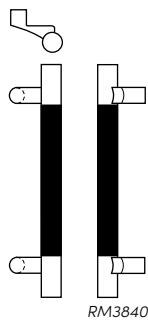
USA: 800 458 2424 • www.rockwoodmfg.com | Canada: 800 461 3007 • www.assaabloydss.ca
Copyright © 2021-2024, ASSA ABLOY Accessories and Door Controls Group, Inc. All rights reserved. Reproduction in whole or in part without the express written permission of ASSA ABLOY Accessories and Door Controls Group, Inc. is prohibited.

NoirMet - Black Anodized Grip with Contrasting Ends and Posts



RM3810

Straight Pulls - Flat Ends											
Part	Max OA	Dia.	3/605 4/606	10/612	10B/613	Stock PC/ 10BE/BSP	32D/630	32/629	32D316	32316	
RM3800	12"	1"	459	530	530	462	322	356	497	545	
	24"	1"	501	571	571	495	354	390	544	598	
	36"	1"	518	587	587	514	372	409	573	629	
	48"	1"	771	843	843	635	487	537	749	825	
	60"	1"	839	896	896	664	516	566	792	872	
	72"	1"	902	949	949	691	542	596	832	918	
	84"	1"	1,031	1,090	1,090	761	577	634	888	975	
	96"	1"	1,160	1,231	1,231	797	611	672	941	1,035	
	RM3810	12"	1 1/4"	484	552	552	471	332	363	512	561
		24"	1 1/4"	552	595	595	514	372	409	573	629
36"		1 1/4"	574	620	620	534	391	429	599	660	
48"		1 1/4"	773	843	843	657	508	559	781	859	
60"		1 1/4"	816	874	874	678	527	581	812	895	
72"		1 1/4"	859	905	905	701	549	603	843	926	
84"		1 1/4"	1,021	1,066	1,066	800	615	677	944	1,040	
96"		1 1/4"	1,185	1,225	1,225	867	680	747	1,046	1,147	
RM3820		12"	1 1/2"	599	643	643	534	391	429	599	660
		24"	1 1/2"	667	712	712	567	423	464	651	715
	36"	1 1/2"	723	769	769	613	467	514	717	789	
	48"	1 1/2"	823	845	845	702	550	605	844	928	
	60"	1 1/2"	898	924	924	774	590	649	906	998	
	72"	1 1/2"	974	999	999	816	629	692	967	1,063	
	84"	1 1/2"	1,114	1,141	1,141	884	695	765	1,070	1,176	
	96"	1 1/2"	1,257	1,280	1,280	955	762	837	1,170	1,288	
	Offset Pulls - Flat Ends										
	RM3830	12"	1"	518		643	514	372	409	573	629
24"		1"	614		730	573	429	474	660	726	
36"		1"	724		824	635	487	537	749	825	
48"		1"	834		921	694	545	601	839	923	
60"		1"	901		975	727	572	630	880	968	
72"		1"	966		1,028	783	600	658	921	1,014	
84"		1"	1,097		1,169	837	649	715	998	1,098	
96"		1"	1,223		1,308	889	698	768	1,074	1,179	
RM3840		12"	1 1/4"	540		667	523	381	420	584	644
		24"	1 1/4"	650		747	584	439	482	674	740
	36"	1 1/4"	743		834	645	496	544	762	836	
	48"	1 1/4"	836		921	703	551	606	847	929	
	60"	1 1/4"	880		954	726	571	629	879	967	
	72"	1 1/4"	921		984	775	591	651	909	999	
	84"	1 1/4"	1,084		1,146	845	657	725	1,013	1,115	
	96"	1 1/4"	1,247		1,305	914	722	794	1,111	1,222	
	RM3850	12"	1 1/2"	655		759	586	441	486	678	748
		24"	1 1/2"	723		824	613	467	514	717	789
36"		1 1/2"	805		877	681	529	586	816	901	
48"		1 1/2"	887		925	776	592	652	912	1,003	
60"		1 1/2"	963		1,001	820	633	697	974	1,071	
72"		1 1/2"	1,037		1,078	862	672	740	1,035	1,139	
84"		1 1/2"	1,178		1,216	930	739	813	1,137	1,249	
96"		1 1/2"	1,321		1,359	1,001	805	885	1,236	1,361	



RM3840

- Add \$6.80/in. over 96".
- MP (Mid-Post) - Add \$80 each. (Recommended for maximum rigidity on long door pulls. See page 5 for guidelines.)
- Order form available on website under RM3800, RM3810, RM3820, RM3830, RM3840, RM3850.

NOTE: Post location on push bars can be located 1/8" from end for narrow & medium stile doors and 1" from end for flush and wide stile doors.

USA & Canada Prices Effective March 1, 2024

Check the websites for the most updated product information.

USA: 800 458 2424 • www.rockwoodmfg.com | Canada: 800 461 3007 • www.assaabloydss.ca

Copyright © 2021-2024, ASSA ABLOY Accessories and Door Controls Group, Inc. All rights reserved. Reproduction in whole or in part without the express written permission of ASSA ABLOY Accessories and Door Controls Group, Inc. is prohibited.

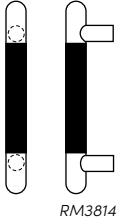
ROCKWOOD

ASSA ABLOY

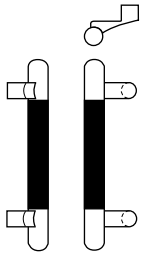
Experience a safer
and more open world

NoirMet - Black Anodized Grip with Contrasting Ends and Posts (con't)

Straight Pulls - Round Ends											
Part	Max OA	Dia.	3/605 4/606	10/612	10B/613	Stock PC/ 10BE/BSP	32D/630	32/629	32D316	32316	
RM3804	12"	1"	518	587	587	514	372	409	573	629	
	24"	1"	557	628	628	550	406	446	627	689	
	36"	1"	574	643	643	567	423	464	651	715	
	48"	1"	831	898	898	694	545	601	839	923	
	60"	1"	895	954	954	727	572	630	880	968	
	72"	1"	957	1,003	1,003	785	601	660	923	1,015	
	84"	1"	1,086	1,145	1,145	838	651	716	999	1,099	
	96"	1"	1,212	1,282	1,282	890	700	771	1,076	1,185	
	RM3814	12"	1 1/4"	540	611	611	523	381	420	584	644
24"		1 1/4"	612	656	656	566	422	463	647	713	
36"		1 1/4"	633	677	677	586	441	486	678	748	
48"		1 1/4"	832	901	901	707	554	608	851	938	
60"		1 1/4"	874	930	930	729	573	632	881	972	
72"		1 1/4"	915	960	960	780	593	654	917	1,004	
84"		1 1/4"	1,076	1,123	1,123	849	660	728	1,015	1,117	
96"		1 1/4"	1,238	1,284	1,284	917	727	796	1,116	1,226	
RM3824		12"	1 1/2"	655	701	701	586	441	486	678	748
	24"	1 1/2"	723	769	769	613	467	514	717	789	
	36"	1 1/2"	779	824	824	667	518	569	797	878	
	48"	1 1/2"	880	904	904	780	593	654	917	1,004	
	60"	1 1/2"	955	981	981	821	634	698	975	1,074	
	72"	1 1/2"	1,029	1,056	1,056	863	673	741	1,036	1,140	
	84"	1 1/2"	1,169	1,194	1,194	929	737	811	1,133	1,248	
	96"	1 1/2"	1,308	1,332	1,332	997	801	882	1,232	1,355	
	Offset Pulls - Round Ends										
RM3834	12"	1"	574		620	567	423	464	651	715	
	24"	1"	674		725	627	479	526	737	811	
	36"	1"	784		847	685	533	588	820	903	
	48"	1"	893		964	772	589	647	904	997	
	60"	1"	957		1,035	801	616	679	948	1,043	
	72"	1"	1,021		1,103	829	644	708	990	1,090	
	84"	1"	1,149		1,241	883	694	763	1,068	1,174	
	96"	1"	1,276		1,377	935	743	832	1,143	1,279	
	RM3844	12"	1 1/4"	599		647	573	429	482	660	740
24"		1 1/4"	708		762	633	486	544	748	836	
36"		1 1/4"	800		865	692	543	607	835	934	
48"		1 1/4"	895		966	782	599	669	919	1,029	
60"		1 1/4"	937		1,011	802	617	691	950	1,062	
72"		1 1/4"	979		1,058	825	638	715	981	1,098	
84"		1 1/4"	1,141		1,232	893	704	789	1,082	1,213	
96"		1 1/4"	1,301		1,406	962	769	861	1,184	1,324	
RM3854		12"	1 1/2"	712		768	637	488	549	752	843
	24"	1 1/2"	779		842	667	518	580	797	891	
	36"	1 1/2"	861		930	762	579	647	889	997	
	48"	1 1/2"	941		1,019	825	638	715	981	1,098	
	60"	1 1/2"	1,019		1,101	866	679	759	1,043	1,167	
	72"	1 1/2"	1,092		1,179	908	718	804	1,101	1,235	
	84"	1 1/2"	1,233		1,331	977	782	875	1,203	1,346	
	96"	1 1/2"	1,372		1,480	1,044	847	948	1,300	1,457	
	Push Bars - Flat Ends										
RM3802	Up to 36" CTC	1"	518	587	587	514	372	409	573	629	
	RM3812	Up to 36" CTC	1 1/4"	574	620	620	534	391	429	599	660
		RM3822	Up to 36" CTC	1 1/2"	723	769	769	613	467	514	717
Push Bars - Round Ends											
RM3806	Up to 36" CTC	1"	574	643	643	567	423	464	651	715	
	RM3816	Up to 36" CTC	1 1/4"	633	677	677	586	441	486	678	748
		RM3826	Up to 36" CTC	1 1/2"	779	824	824	667	518	569	797



RM3814



RM3844



RM3812



RM3816

- Add \$6.80/in. over 36" for push bars.
- Add \$6.80/in. over 96".
- MP (Mid-Post) - Add \$80 each. (Recommended for maximum rigidity on long door pulls. See page 5 for guidelines.)
- Order form available on website under RM3804, RM3814, RM3824, RM3834, RM3844, RM3854.

NOTE: Post location on push bars can be located 1/8" from end for narrow & medium stile doors and 1" from end for flush and wide stile doors.

ROCKWOOD
ASSA ABLOY

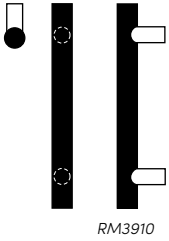
Experience a safer
and more open world

USA & Canada Prices Effective March 1, 2024
Check the websites for the most updated product information.

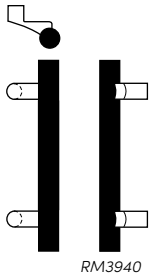
USA: 800 458 2424 • www.rockwoodmfg.com | Canada: 800 461 3007 • www.assaabloydss.ca
Copyright © 2021-2024, ASSA ABLOY Accessories and Door Controls Group, Inc. All rights reserved. Reproduction in whole or in part without the express written permission of ASSA ABLOY Accessories and Door Controls Group, Inc. is prohibited.

NoirTek - Black Anodized Grip with Contrasting Posts

Straight Pulls - Flat Ends										
Part	Max OA	Dia.	28/628	313/710 315/711	3/605 4/606	10/612	10B/613	Stock PC/ 10BE/BSP	32D/630	32/629
RM3900	12"	1"	222	245	303	325	325	302	214	242
	24"	1"	314	344	344	370	370	334	246	275
	36"	1"	407	446	362	389	389	353	265	295
	48"	1"	500	550	613	663	663	522	380	425
	60"	1"	592	652	679	733	733	550	406	457
	72"	1"	686	752	744	803	803	579	434	485
	84"	1"	777	853	874	945	945	617	469	525
	RM3910	12"	1 ¼"	244	268	325	351	351	312	223
24"		1 ¼"	341	376	396	427	427	353	265	295
36"		1 ¼"	441	484	415	450	450	375	284	316
48"		1 ¼"	540	582	614	664	664	542	399	446
60"		1 ¼"	637	671	657	711	711	565	421	470
72"		1 ¼"	735	761	700	757	757	585	440	491
84"		1 ¼"	835	848	862	933	933	655	506	566
RM3920		12"	1 ½"	289	317	442	476	476	375	284
	24"	1 ½"	369	406	508	549	549	452	315	353
	36"	1 ½"	449	494	567	612	612	500	359	402
	48"	1 ½"	530	593	666	719	719	586	441	494
	60"	1 ½"	611	700	742	800	800	630	482	540
	72"	1 ½"	691	809	816	882	882	672	522	584
	84"	1 ½"	770	918	957	1,035	1,035	771	588	657
	Offset Pulls - Flat Ends									
RM3930	12"	1"			355		387	354	267	297
	24"	1"			398		432	434	295	331
	36"	1"			415		450	452	315	353
	48"	1"			668		721	573	429	481
	60"	1"			734		795	604	459	513
	72"	1"			799		863	631	483	542
	84"	1"			929		1,002	668	519	582
	RM3940	12"	1 ¼"			382		411	365	274
24"		1 ¼"			451		487	452	315	353
36"		1 ¼"			472		508	473	333	374
48"		1 ¼"			671		723	595	449	505
60"		1 ¼"			713		769	619	470	526
72"		1 ¼"			756		816	638	489	550
84"		1 ¼"			919		991	709	557	624
RM3950		12"	1 ½"			496		537	473	333
	24"	1 ½"			565		610	506	363	407
	36"	1 ½"			621		671	555	409	460
	48"	1 ½"			720		778	639	490	551
	60"	1 ½"			797		860	682	531	597
	72"	1 ½"			869		939	726	571	639
	84"	1 ½"			1,014		1,093	825	638	715



RM3910



RM3940

- HF (Hands-Free) Post - Add \$28 each. (Available on straight post only.) Order form available on website under RM3900 - RM3920.
- MP (Mid-Post) - Add \$80 each. (Recommended for maximum rigidity on long door pulls. See page 5 for guidelines.)
- Order form available on website under RM3930 - RM3950.

NOTE: Post location on push bars can be located ½" from end for narrow & medium stile doors and 1" from end for flush and wide stile doors.

USA & Canada Prices Effective March 1, 2024

Check the websites for the most updated product information.

USA: 800 458 2424 • www.rockwoodmfg.com | Canada: 800 461 3007 • www.assaabloydss.ca

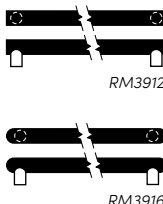
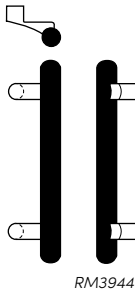
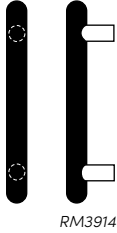
Copyright © 2021-2024, ASSA ABLOY Accessories and Door Controls Group, Inc. All rights reserved. Reproduction in whole or in part without the express written permission of ASSA ABLOY Accessories and Door Controls Group, Inc. is prohibited.

ROCKWOOD
ASSA ABLOY

Experience a safer
and more open world

NoirTek - Black Anodized Grip with Contrasting Posts (con't)

Straight Pulls - Round Ends											
Part	Max OA	Dia.	28/628	313/710 315/711	3/605 4/606	10/612	10B/613	Stock PC/ 10BE/BSP	32D/630	32/629	
RM3904	12"	1"	274	303	428	462	462	363	273	305	
	24"	1"	364	400	471	507	507	441	303	340	
	36"	1"	450	496	487	526	526	461	321	360	
	48"	1"	540	593	740	799	799	583	437	489	
	60"	1"	627	690	805	869	869	611	464	520	
	72"	1"	714	785	869	939	939	638	489	550	
	84"	1"	803	883	1,000	1,082	1,082	677	526	590	
RM3914	12"	1 1/4"	296	327	452	489	489	373	282	315	
	24"	1 1/4"	382	420	522	564	564	461	321	360	
	36"	1 1/4"	469	516	541	585	585	482	341	381	
	48"	1 1/4"	556	612	742	800	800	604	459	513	
	60"	1 1/4"	642	706	784	846	846	624	478	533	
	72"	1 1/4"	729	802	825	893	893	647	499	559	
	84"	1 1/4"	815	897	990	1,068	1,068	716	564	632	
RM3924	12"	1 1/2"	341	376	568	613	613	482	341	381	
	24"	1 1/2"	437	479	636	687	687	514	372	417	
	36"	1 1/2"	530	582	692	747	747	561	417	467	
	48"	1 1/2"	625	688	791	855	855	648	500	560	
	60"	1 1/2"	716	790	867	937	937	690	540	605	
	72"	1 1/2"	812	893	941	1,018	1,018	762	579	648	
	84"	1 1/2"	906	997	1,084	1,170	1,170	830	645	722	
Offset Pulls - Round Ends											
RM3934	12"	1"			484		522	462	322	361	
	24"	1"			525		567	495	354	396	
	36"	1"			541		585	514	372	417	
	48"	1"			796		859	635	487	546	
	60"	1"			861		930	664	516	577	
	72"	1"			926		1,000	691	542	606	
	84"	1"			1,057		1,141	761	577	646	
RM3944	12"	1 1/4"			507		547	471	332	372	
	24"	1 1/4"			577		622	514	372	417	
	36"	1 1/4"			595		646	534	391	439	
	48"	1 1/4"			797		860	657	508	569	
	60"	1 1/4"			840		906	678	527	591	
	72"	1 1/4"			883		953	701	549	612	
	84"	1 1/4"			1,044		1,128	800	615	689	
RM3954	12"	1 1/2"			622		673	534	391	439	
	24"	1 1/2"			691		745	567	423	474	
	36"	1 1/2"			747		806	613	467	524	
	48"	1 1/2"			847		915	702	550	616	
	60"	1 1/2"			924		997	774	590	662	
	72"	1 1/2"			998		1,077	816	629	704	
	84"	1 1/2"			1,141		1,232	884	695	780	
Push Bars - Flat Ends											
RM3902	Up to 36" CTC	1"	407	446	362	389	389	353	265	295	
	RM3912	Up to 36" CTC	1 1/4"	441	484	415	450	450	375	284	316
		RM3922	Up to 36" CTC	1 1/2"	449	494	567	612	612	500	359
Push Bars - Round Ends											
RM3906	Up to 36" CTC	1"	450	496	487	526	526	461	321	360	
	RM3916	Up to 36" CTC	1 1/4"	469	516	541	585	585	482	341	381
		RM3926	Up to 36" CTC	1 1/2"	530	582	692	747	561	417	467



- Add \$6.80/in. over 36" for push bars.
- HF (Hands-Free) Post - Add \$28 each. (Available on straight post only.) Order form available on website under RM3904 - RM3924.
- MP (Mid-Post) - Add \$80 each. (Recommended for maximum rigidity on long door pulls. See page 5 for guidelines.)
- Order form available on website under RM3934 - RM3954.

NOTE: Post location on push bars can be located 1/8" from end for narrow & medium stile doors and 1" from end for flush and wide stile doors.

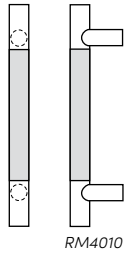
ROCKWOOD
ASSA ABLOY

Experience a safer
and more open world

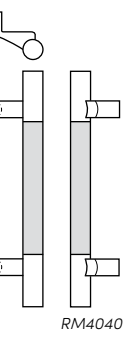
USA & Canada Prices Effective March 1, 2024
Check the websites for the most updated product information.

USA: 800 458 2424 • www.rockwoodmfg.com | Canada: 800 461 3007 • www.assaabloydss.ca
Copyright © 2021-2024, ASSA ABLOY Accessories and Door Controls Group, Inc. All rights reserved. Reproduction in whole or in part without the express written permission of ASSA ABLOY Accessories and Door Controls Group, Inc. is prohibited.

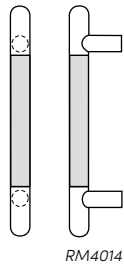
ArborMet - Wood Grip Pulls



Straight Pulls - Flat Ends								
Part	Max OA	Dia.	3/605 4/606	10/612	10B/613	Stock PC/ 10BE/BSP	32D/630	32/629
RM4000	12"	1"	593	641	641	590	429	481
	24"	1"	671	723	723	664	498	556
	36"	1"	747	805	805	767	565	632
	48"	1"	823	889	889	844	634	710
RM4010	12"	1 1/4"	620	670	670	607	445	499
	24"	1 1/4"	696	753	753	682	515	577
	36"	1 1/4"	773	834	834	786	582	651
	48"	1 1/4"	849	918	918	862	649	728
RM4020	12"	1 1/2"	722	780	780	680	510	573
	24"	1 1/2"	799	862	862	783	580	648
	36"	1 1/2"	877	946	946	858	647	725
	48"	1 1/2"	953	1,028	1,028	933	715	801



Offset Pulls - Flat Ends								
RM4030	12"	1"	648		698	641	477	533
	24"	1"	723		781	745	545	610
	36"	1"	800		864	820	612	686
	48"	1"	878		947	894	681	763
RM4040	12"	1 1/4"	674		725	659	492	552
	24"	1 1/4"	751		810	764	562	628
	36"	1 1/4"	825		893	839	628	706
	48"	1 1/4"	902		975	912	699	781
RM4050	12"	1 1/2"	777		839	762	559	625
	24"	1 1/2"	853		921	836	626	702
	36"	1 1/2"	929		1,002	910	697	778
	48"	1 1/2"	1,006		1,086	984	763	856



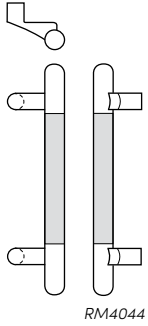
Straight Pulls - Round Ends								
RM4004	12"	1"	716	775	775	649	485	542
	24"	1"	794	855	855	755	551	618
	36"	1"	868	938	938	828	620	694
	48"	1"	946	1,022	1,022	904	688	771
RM4014	12"	1 1/4"	743	802	802	667	500	560
	24"	1 1/4"	819	884	884	771	568	637
	36"	1 1/4"	896	967	967	846	637	712
	48"	1 1/4"	973	1,049	1,049	921	704	789
RM4024	12"	1 1/2"	845	912	912	767	565	632
	24"	1 1/2"	921	995	995	844	634	710
	36"	1 1/2"	998	1,078	1,078	917	702	785
	48"	1 1/2"	1,075	1,160	1,160	992	769	863

- Add-on will apply for Premium and Super Premium wood species, as well as any additional wood finishing. See page 41.
- Order form available on website under RM4000 - RM4020, RM4030 - RM4050, RM4004 - RM4024.

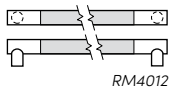
NOTE: Post location on push bars can be located 1/8" from end for narrow & medium stile doors and 1" from end for flush and wide stile doors.

ArborMet - Wood Grip Pulls (con't)

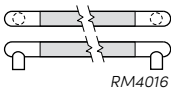
Offset Pulls - Round Ends								
Part	Max OA	Dia.	3/605 4/606	10/612	10B/613	Stock PC/ 10BE/BSP	32D/630	32/629
RM4034	12"	1"	769		832	702	531	596
	24"	1"	846		915	807	599	671
	36"	1"	924		997	881	667	747
	48"	1"	999		1,080	955	737	824
RM4044	12"	1 ¼"	796		860	749	547	615
	24"	1 ¼"	873		942	825	616	690
	36"	1 ¼"	949		1,025	898	683	766
	48"	1 ¼"	1,026		1,108	974	752	842
RM4054	12"	1 ½"	898		971	820	612	686
	24"	1 ½"	975		1,054	894	681	763
	36"	1 ½"	1,051		1,134	972	748	839
	48"	1 ½"	1,128		1,216	1,044	818	915



Push Bars - Flat Ends								
RM4002	Up to 36" CTC	1"	747	805	805	767	565	632
RM4012	Up to 36" CTC	1 ¼"	773	834	834	786	582	651
RM4022	Up to 36" CTC	1 ½"	877	946	946	858	647	725



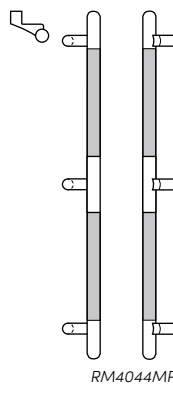
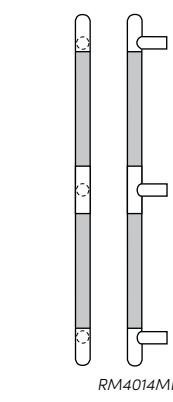
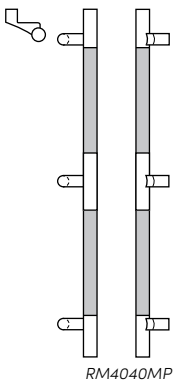
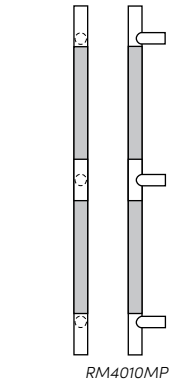
Push Bars - Round Ends								
RM4006	Up to 36" CTC	1"	868	938	938	828	620	694
RM4016	Up to 36" CTC	1 ¼"	896	967	967	846	637	712
RM4026	Up to 36" CTC	1 ½"	998	1,078	1,078	917	702	785



- Add-on will apply for Premium and Super Premium wood species, as well as any additional wood finishing. See page 41.
- Order form available on website under RM4034 - RM4054, RM4002 - RM4022, RM4006 - RM4026.

NOTE: Post location on push bars can be located ⅛" from end for narrow & medium stile doors and 1" from end for flush and wide stile doors.

ArborMet - Wood Grip Pulls (con't)



Straight Pulls - Flat Ends								
Part	Max OA	Dia.	3/605 4/606	10/612	10B/613	Stock PC/ 10BE/BSP	32D/630	32/629
RM4000MP	60"	1"	957	1,035	1,035	980	759	850
	72"	1"	1,035	1,118	1,118	1,056	828	926
	84"	1"	1,110	1,199	1,199	1,130	896	1,002
	96"	1"	1,188	1,282	1,282	1,206	965	1,080
RM4010MP	60"	1 1/4"	983	1,063	1,063	999	775	867
	72"	1 1/4"	1,060	1,146	1,146	1,072	843	946
	84"	1 1/4"	1,134	1,227	1,227	1,149	912	1,021
	96"	1 1/4"	1,212	1,309	1,309	1,223	981	1,099
RM4020MP	60"	1 1/2"	1,086	1,173	1,173	1,069	839	941
	72"	1 1/2"	1,164	1,255	1,255	1,145	907	1,018
	84"	1 1/2"	1,240	1,338	1,338	1,220	978	1,095
	96"	1 1/2"	1,315	1,419	1,419	1,295	1,044	1,172
Offset Pulls - Flat Ends								
RM4030MP	60"	1"	1,011		1,091	1,033	805	902
	72"	1"	1,087		1,174	1,107	874	980
	84"	1"	1,165		1,257	1,181	944	1,057
	96"	1"	1,241		1,340	1,258	1,013	1,134
RM4040MP	60"	1 1/4"	1,037		1,121	1,049	823	920
	72"	1 1/4"	1,112		1,203	1,125	892	997
	84"	1 1/4"	1,190		1,285	1,200	959	1,075
	96"	1 1/4"	1,266		1,369	1,276	1,027	1,151
RM4050MP	60"	1 1/2"	1,141		1,232	1,123	887	994
	72"	1 1/2"	1,215		1,312	1,197	956	1,071
	84"	1 1/2"	1,294		1,396	1,274	1,024	1,147
	96"	1 1/2"	1,370		1,477	1,348	1,094	1,226
Straight Pulls - Round Ends								
RM4004MP	60"	1"	1,080	1,167	1,167	1,040	813	910
	72"	1"	1,156	1,249	1,249	1,115	882	987
	84"	1"	1,233	1,332	1,332	1,191	950	1,064
	96"	1"	1,308	1,414	1,414	1,266	1,018	1,141
RM4014MP	60"	1 1/4"	1,106	1,195	1,195	1,059	829	928
	72"	1 1/4"	1,182	1,277	1,277	1,132	897	1,006
	84"	1 1/4"	1,260	1,360	1,360	1,208	966	1,081
	96"	1 1/4"	1,336	1,440	1,440	1,283	1,033	1,159
RM4024MP	60"	1 1/2"	1,208	1,305	1,305	1,128	895	1,001
	72"	1 1/2"	1,285	1,388	1,388	1,205	962	1,078
	84"	1 1/2"	1,361	1,471	1,471	1,279	1,031	1,154
	96"	1 1/2"	1,437	1,554	1,554	1,355	1,101	1,233
Offset Pulls - Round Ends								
RM4034MP	60"	1"	1,132		1,224	1,091	861	962
	72"	1"	1,210		1,306	1,169	929	1,040
	84"	1"	1,286		1,389	1,242	1,054	1,180
	96"	1"	1,363		1,473	1,319	1,179	1,320
RM4044MP	60"	1 1/4"	1,160		1,252	1,110	876	981
	72"	1 1/4"	1,236		1,335	1,185	947	1,059
	84"	1 1/4"	1,312		1,417	1,260	1,015	1,136
	96"	1 1/4"	1,389		1,500	1,335	1,082	1,214
RM4054MP	60"	1 1/2"	1,262		1,363	1,180	943	1,055
	72"	1 1/2"	1,338		1,446	1,256	1,012	1,133
	84"	1 1/2"	1,415		1,529	1,331	1,079	1,210
	96"	1 1/2"	1,491		1,611	1,406	1,147	1,284

• Add-on will apply for Premium and Super Premium wood species, as well as any additional wood finishing. See page 41.

NOTE: Post location on push bars can be located 1/8" from end for narrow & medium stile doors and 1" from end for flush and wide stile doors.

USA & Canada Prices Effective March 1, 2024

Check the websites for the most updated product information.

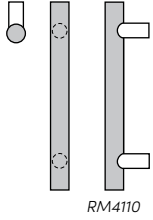
USA: 800 458 2424 • www.rockwoodmfg.com | Canada: 800 461 3007 • www.assaabloydss.ca

Copyright © 2021-2024, ASSA ABLOY Accessories and Door Controls Group, Inc. All rights reserved. Reproduction in whole or in part without the express written permission of ASSA ABLOY Accessories and Door Controls Group, Inc. is prohibited.

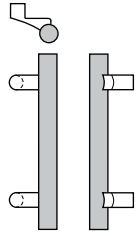
ROCKWOOD
ASSA ABLOY

Experience a safer
and more open world

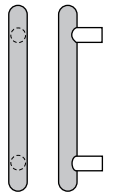
ArborTek - Wood Grip Pulls



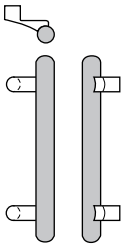
RM4100



RM4140



RM4114



RM4144

Straight Pulls - Flat Ends								
Part	Max OA	Dia.	3/605 4/606	10/612	10B/613	Stock PC/ 10BE/BSP	32D/630	32/629
RM4100	12"	1"	442	476	476	440	292	329
	24"	1"	518	559	559	515	361	404
	36"	1"	593	641	641	590	429	481
	48"	1"	671	723	723	664	498	556
RM4110	12"	1 ¼"	466	504	504	471	322	361
	24"	1 ¼"	544	587	587	546	390	437
	36"	1 ¼"	620	670	670	621	459	514
RM4120	12"	1 ½"	571	615	615	530	374	420
	24"	1 ½"	647	697	697	604	443	496
	36"	1 ½"	722	780	780	680	510	573
	48"	1 ½"	799	862	862	783	580	648
Offset Pulls - Flat Ends								
RM4130	12"	1"	494		535	493	341	381
	24"	1"	572		617	567	408	459
	36"	1"	648		698	641	477	533
	48"	1"	723		781	745	545	610
RM4140	12"	1 ¼"	520		562	523	369	412
	24"	1 ¼"	595		646	599	437	490
	36"	1 ¼"	674		725	673	505	566
	48"	1 ¼"	751		810	777	575	643
RM4150	12"	1 ½"	622		674	583	422	473
	24"	1 ½"	700		756	656	490	549
	36"	1 ½"	777		839	762	559	625
	48"	1 ½"	853		921	836	626	702
Straight Pulls - Round Ends								
RM4104	12"	1"	564	610	610	500	347	390
	24"	1"	639	691	691	573	414	466
	36"	1"	716	775	775	649	485	542
	48"	1"	794	855	855	755	551	618
RM4114	12"	1 ¼"	589	637	637	531	375	421
	24"	1 ¼"	666	719	719	605	444	498
	36"	1 ¼"	743	802	802	681	514	575
	48"	1 ¼"	819	884	884	785	581	649
RM4124	12"	1 ½"	692	747	747	590	429	481
	24"	1 ½"	768	831	831	664	498	556
	36"	1 ½"	845	912	912	767	565	632
	48"	1 ½"	921	995	995	844	634	710
Offset Pulls - Round Ends								
RM4134	12"	1"	617		667	551	396	443
	24"	1"	694		750	628	463	519
	36"	1"	769		832	702	531	596
	48"	1"	846		915	807	599	671
RM4144	12"	1 ¼"	642		695	584	424	474
	24"	1 ¼"	719		777	657	491	550
	36"	1 ¼"	796		860	763	560	627
	48"	1 ¼"	873		942	837	627	704
RM4154	12"	1 ½"	745		804	641	477	533
	24"	1 ½"	822		888	745	545	610
	36"	1 ½"	898		971	820	612	686
	48"	1 ½"	975		1,054	894	681	763

- Add-on will apply for Premium and Super Premium wood species, as well as any additional wood finishing. See page 41.
- Order form available on website under RM4100 - RM4120, RM4130 - RM4150, RM4104 - RM4124, RM4134 - RM4154.

NOTE: Post location on push bars can be located ⅛" from end for narrow & medium stile doors and 1" from end for flush and wide stile doors.

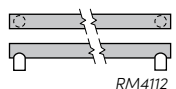
ROCKWOOD
ASSA ABLOY

Experience a safer
and more open world

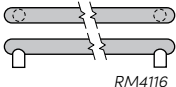
USA & Canada Prices Effective March 1, 2024
Check the websites for the most updated product information.

USA: 800 458 2424 • www.rockwoodmfg.com | Canada: 800 461 3007 • www.assaabloydss.ca
Copyright © 2021-2024, ASSA ABLOY Accessories and Door Controls Group, Inc. All rights reserved. Reproduction in whole or in part without the express written permission of ASSA ABLOY Accessories and Door Controls Group, Inc. is prohibited.

ArborTek - Wood Grip Pulls (con't)



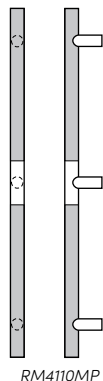
RM4112



RM4116

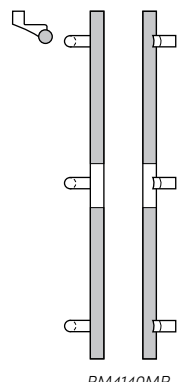
Push Bars - Flat Ends								
Part	Max OA	Dia.	3/605 4/606	10/612	10B/613	Stock PC/ 10BE/BSP	32D/630	32/629
RM4112	Up to 36" CTC	1 1/4"	620	670	670	621	459	514
RM4122	Up to 36" CTC	1 1/2"	722	780	780	680	510	573
Push Bars - Round Ends								
RM4116	Up to 36" CTC	1 1/4"	743	802	802	681	514	575
RM4126	Up to 36" CTC	1 1/2"	845	912	912	767	565	632

- Order form available on website under RM4112 - RM4122, RM4116 - RM4126.



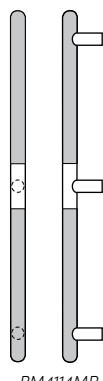
RM4110MP

Straight Pulls - Flat Ends								
Part	Max OA	Dia.	3/605 4/606	10/612 10B/613	Stock PC/ 10BE/BSP	32D/630	32/629	
RM4100MP	60"	1"	804	868	801	623	698	
	72"	1"	882	951	876	691	774	
	84"	1"	957	1,035	952	760	852	
	96"	1"	1,035	1,118	1,027	829	926	
RM4110MP	60"	1 1/4"	831	897	831	649	729	
	72"	1 1/4"	906	980	908	719	805	
	84"	1 1/4"	983	1,063	982	786	883	
	96"	1 1/4"	1,060	1,145	1,059	857	959	
RM4120MP	60"	1 1/2"	934	1,007	919	704	789	
	72"	1 1/2"	1,010	1,090	996	773	865	
	84"	1 1/2"	1,086	1,173	1,070	841	943	
	96"	1 1/2"	1,164	1,255	1,146	909	1,018	



RM4140MP

Offset Pulls - Flat Ends								
Part	Max OA	Dia.	3/605 4/606	10B/613	Stock PC/ 10BE/BSP	32D/630	32/629	
RM4130MP	60"	1"	859	927	883	670	749	
	72"	1"	935	1,010	957	739	828	
	84"	1"	1,011	1,091	1,034	806	903	
	96"	1"	1,087	1,174	1,108	875	981	
RM4140MP	60"	1 1/4"	884	955	914	700	782	
	72"	1 1/4"	960	1,038	989	767	859	
	84"	1 1/4"	1,037	1,121	1,064	836	937	
	96"	1 1/4"	1,112	1,203	1,141	904	1,014	
RM4150MP	60"	1 1/2"	986	1,066	973	750	841	
	72"	1 1/2"	1,064	1,148	1,046	821	918	
	84"	1 1/2"	1,141	1,232	1,123	888	995	
	96"	1 1/2"	1,215	1,312	1,197	957	1,072	



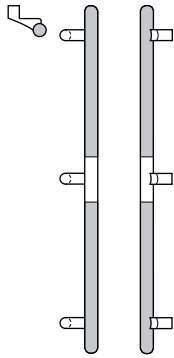
RM4114MP

Straight Pulls - Round Ends								
Part	Max OA	Dia.	3/605 4/606	10/612	10B/613	Stock PC/ 10BE/BSP	32D/630	32/629
RM4104MP	60"	1"	927	1,000	1,000	890	675	757
	72"	1"	1,002	1,084	1,084	964	745	835
	84"	1"	1,080	1,167	1,167	1,040	814	910
	96"	1"	1,156	1,249	1,249	1,115	883	988
RM4114MP	60"	1 1/4"	954	1,028	1,028	921	706	790
	72"	1 1/4"	1,029	1,111	1,111	997	774	867
	84"	1 1/4"	1,106	1,195	1,195	1,071	842	944
	96"	1 1/4"	1,182	1,277	1,277	1,148	910	1,021
RM4124MP	60"	1 1/2"	1,057	1,141	1,141	980	759	850
	72"	1 1/2"	1,131	1,223	1,223	1,056	828	925
	84"	1 1/2"	1,208	1,305	1,305	1,130	896	1,002
	96"	1 1/2"	1,285	1,388	1,388	1,206	965	1,079

- Add-on will apply for Premium and Super Premium wood species, as well as any additional wood finishing. See page 41.

NOTE: Post location on push bars can be located 1/8" from end for narrow & medium stile doors and 1" from end for flush and wide stile doors.

ArborTek - Wood Grip Pulls (con't)

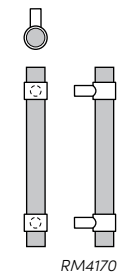


Offset Pulls - Round Ends								
Part	Max OA	Dia.	3/605 4/606	10/612	10B/613	Stock PC/ 10BE/BSP	32D/630	32/629
RM4134MP	60"	1"	981		1,060	944	723	811
	72"	1"	1,058		1,142	1,017	792	888
	84"	1"	1,132		1,224	1,094	861	965
	96"	1"	1,210		1,306	1,170	929	1,041
RM4144MP	60"	1 1/4"	1,007		1,087	974	752	843
	72"	1 1/4"	1,084		1,169	1,047	822	919
	84"	1 1/4"	1,160		1,252	1,124	889	996
	96"	1 1/4"	1,236		1,335	1,199	958	1,075
RM4154MP	60"	1 1/2"	1,109		1,198	1,033	805	902
	72"	1 1/2"	1,187		1,281	1,107	874	980
	84"	1 1/2"	1,262		1,363	1,181	944	1,057
	96"	1 1/2"	1,338		1,446	1,258	1,013	1,134

RM4144MP

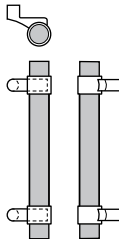
• Add-on will apply for Premium and Super Premium wood species, as well as any additional wood finishing. See page 41.

NOTE: Post location on push bars can be located 1/8" from end for narrow & medium stile doors and 1" from end for flush and wide stile doors.



Wood Pulls with Collar Mount Posts Straight Pulls - Flat Ends								
Part	Max OA	Dia.	3/605 4/606	10/612	10B/613	Stock PC/ 10BE/BSP	32D/630	32/629
RM4160	12"	1"	648	700	700	677	507	569
	24"	1"	750	808	808	775	598	670
	36"	1"	847	915	915	873	686	768
	48"	1"	953	1,028	1,028	974	780	873
RM4170	12"	1 1/4"	658	712	712	686	518	581
	24"	1 1/4"	779	843	843	803	625	701
	36"	1 1/4"	898	971	971	921	731	820
	48"	1 1/4"	984	1,063	1,063	1,005	806	904

RM4170

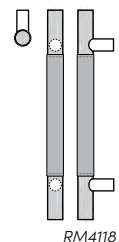


Offset Pulls - Flat Ends								
RM4180	12"	1"	717		777	744	570	639
	24"	1"	827		893	852	669	748
	36"	1"	938		1,016	959	767	860
	48"	1"	1,016		1,093	1,034	833	933
RM4190	12"	1 1/4"	724		784	753	579	647
	24"	1 1/4"	855		925	880	694	776
	36"	1 1/4"	985		1,065	1,006	809	905
	48"	1 1/4"	1,037		1,120	1,056	856	956

RM4190

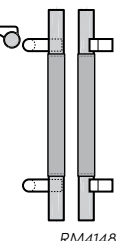
• Add-on will apply for Premium and Super Premium wood species, as well as any additional wood finishing. See page 41.
• Order form available on website under RM4160 - RM4170, RM4180 - RM4190.

NOTE: Post location on push bars can be located 1/8" from end for narrow & medium stile doors and 1" from end for flush and wide stile doors.



LeatherWood - Wood Pulls with Leather Grip Straight Pulls - Flat Ends								
Part	OA	Dia.	3/605 4/606	10/612	10B/613	Stock PC/ PC/10BE/BSP	32D/630	32/629
RM4118	12"	1 1/4"	889	924	924	892	747	787
	24"	1 1/4"	963	1,005	1,005	963	815	861
	36"	1 1/4"	1,037	1,086	1,086	1,034	883	935
	48"	1 1/4"	1,111	1,167	1,167	1,105	951	1,009

RM4118



Offset Pulls - Flat Ends								
RM4148	12"	1 1/4"	939		981	943	793	839
	24"	1 1/4"	1,013		1,062	1,014	861	913
	36"	1 1/4"	1,087		1,143	1,085	929	987
	48"	1 1/4"	1,161		1,224	1,156	997	1,061

RM4148

• Add-on will apply for Premium and Super Premium wood species, as well as any additional wood finishing. See page 41.
• RM4118 & RM4148 - standard wood finish is Clear Coat.
• Specify leather type and color, wood species and wood finish.
• Order form available on website under RM4118, RM4148.

ROCKWOOD
ASSA ABLOY

Experience a safer
and more open world

USA & Canada Prices Effective March 1, 2024

Check the websites for the most updated product information.

USA: 800 458 2424 • www.rockwoodmfg.com | Canada: 800 461 3007 • www.assaabloydss.ca

Copyright © 2021-2024, ASSA ABLOY Accessories and Door Controls Group, Inc. All rights reserved. Reproduction in whole or in part without the express written permission of ASSA ABLOY Accessories and Door Controls Group, Inc. is prohibited.

ArborTek - Wood Grip Pulls (con't)

Wood Species	
Domestic (Standard)	Hickory, White Oak, Red Oak, Maple
Premium	Beech, Cherry, Birch
Super Premium	Mahogany, Jatoba (Brazilian Cherry), Canary, Walnut

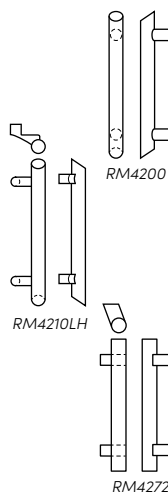
Wood Add-On

Wood Species	Wood Dia	Add-On	Wood Species	Wood Dia	Add-On	Finish	Add-On
Premium	1"	29	Super Premium	1"	65	Clear	205*
	1 ¼"	45		1 ¼"	85	Dyed	205*
	1 ½"	65		1 ½"	105	Tung Oil	70*

- Wood is a natural material, colors and grain will vary between pulls.
- Other wood species are available by request.
- Hickory, sanded unfinished is the stock species; other wood types will require longer lead times and may be subject to availability.

NOTE: *Add-on charges are per wood dowel.

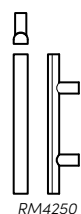
SkewTek - Angled End Pulls



Straight Pull - Forward Segment										
Part	Max OA	Dia.	28/628	313/710 315/711	3/605 4/606	10/612	10B/613	Stock PC/ 10BE/BSP	32D/630	32/629
RM4200-11	16"	1 ½"	615	677	833	898	898	709	559	626
Offset Pulls - Forward Segment										
RM4210LH-11	16"	1 ½"	659	726	886		955	782	601	673
RM4210RH-11	16"	1 ½"	659	726	886		955	782	601	673
Straight Pulls - Rectangular Posts										
RM4270-12	18"	2"	879	939	1,387	1,499	1,499	1,076	878	985
RM4270-24	30"	2"	961	1,026	1,516	1,637	1,637	1,181	981	1,098
Offset Pulls - Rectangular Posts										
RM4272-12	18"	2"	1,085	1,148	1,602		1,731	1,253	1,048	1,173
RM4272-24	30"	2"	1,170	1,232	1,727		1,865	1,392	1,151	1,285
Straight Pulls - Round Posts										
RM4274-12	18"	2"	879	939	1,387	1,499	1,499	1,076	878	985
RM4274-24	30"	2"	961	1,026	1,516	1,637	1,637	1,181	981	1,098

- Add \$6.80/in. over 30".

D-Tube Straight Pull - Round Posts



Part	Max OA	Stock PC/ 10BE/BSP	32D/630	32/629
RM4250	12"	297	201	227
	24"	345	249	275
	36"	393	297	323
	48"	441	345	371
	60"	489	393	419
	72"	537	441	467
	84"	585	489	515
	96"	633	537	563



D-Tube Offset Pull - Round Posts				
Part	Max OA	Stock PC/ 10BE/BSP	32D/630	32/629
RM4252	12"	390	244	272
	24"	436	290	318
	36"	482	336	364
	48"	528	382	410
	60"	574	428	456
	72"	620	474	502
	84"	666	520	548
	96"	712	566	594

- Add \$8.00/in. over 96".
- MP (Mid-Post) - Add \$80 each (Recommended for maximum rigidity on long door pulls).
- Order form available on website under RM4200, RM4210, RM4250, RM4252, RM4270, RM4272, RM4274.

USA & Canada Prices Effective March 1, 2024

Check the websites for the most updated product information.

USA: 800 458 2424 • www.rockwoodmfg.com | Canada: 800 461 3007 • www.assaabloydss.ca

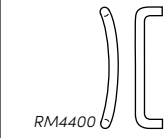
Copyright © 2021-2024, ASSA ABLOY Accessories and Door Controls Group, Inc. All rights reserved. Reproduction in whole or in part without the express written permission of ASSA ABLOY Accessories and Door Controls Group, Inc. is prohibited.

ROCKWOOD®

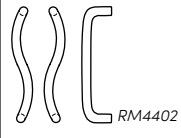
ASSA ABLOY

Experience a safer
and more open world

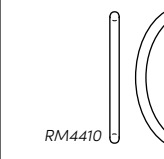
CentTrex - Shaped Pulls



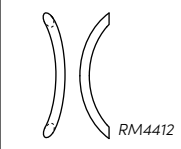
Curved Pulls									
Part	CTC	28/628	313/710 315/711	3/605 4/606	10/612 10B/613	Stock PC/ 10BE/BSP	26/625 26D/626	32D/630	32/629
RM4400-12	12"	461	485	724	785	604	724	444	497
RM4400-20	20"	480	506	804	868	623	804	462	518



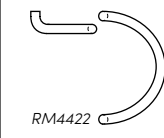
Double Curved Pulls									
RM4402LH	12"	552	576	804	868	668	804	501	563
RM4402RH	12"	552	576	804	868	668	804	501	563



Straight Radius Pulls									
RM4410-12	12"	408	432	724	785	538	724	381	427
RM4410-18	18"	432	457	804	868	561	804	403	452
RM4410-24	24"	457	480	880	948	604	880	444	497



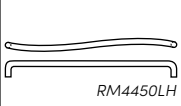
Offset Radius Pulls									
RM4412-12	12"	506	528	831	896	623	831	462	518
RM4412-18	18"	528	552	901	974	648	901	483	543
RM4412-24	24"	552	576	979	1,057	690	979	523	586



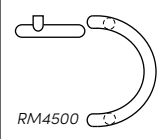
Semi-Circular Pulls									
RM4420	9"	314	338		652	451	605	303	339
RM4422	12"	338	363		677	474	628	326	363



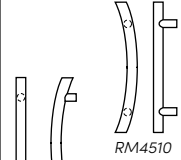
Radius Push Bars									
RM4440LH	Up to 36"	599	625	1,104	1,193	919	1,104	706	789
RM4440RH	Up to 36"	599	625	1,104	1,193	919	1,104	706	789



Compound Radius Push Bars									
RM4450LH	Up to 36"	1,194	1,268	810	1,706	1,386	1,579	1,105	1,237
RM4450RH	Up to 36"	1,194	1,268	810	1,706	1,386	1,579	1,105	1,237



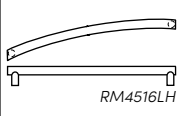
Semi-Circular Pulls									
RM4500	11"	480	506	1,003	1,084	740		542	606
RM4502	11"	480	506	1,003	1,084	740		542	606
RM4506	12"			654	708	582		423	473



Side Radius Pull									
RM4510	12"	528	576	753	813	668		501	563



Projecting Radius Pull										
RM4512	12"				1,104	1,193	852		643	719



Radius Push Bars									
RM4516LH	Up to 36"	647	694	979	1,057	785		582	651
RM4516RH	Up to 36"	647	694	979	1,057	785		582	651

NOTE: Post location on push bars can be located 1/8" from end for narrow & medium stile doors and 1" from end for flush and wide stile doors.

ROCKWOOD
ASSA ABLOY

Experience a safer
and more open world

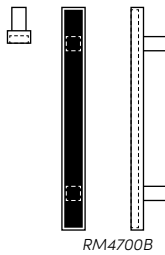
USA & Canada Prices Effective March 1, 2024

Check the websites for the most updated product information.

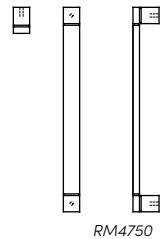
USA: 800 458 2424 • www.rockwoodmfg.com | Canada: 800 461 3007 • www.assaabloydss.ca

Copyright © 2021-2024, ASSA ABLOY Accessories and Door Controls Group, Inc. All rights reserved. Reproduction in whole or in part without the express written permission of ASSA ABLOY Accessories and Door Controls Group, Inc. is prohibited.

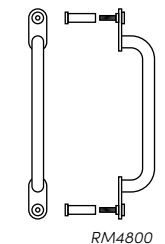
AccentTek™ - Solid Pulls with Accents



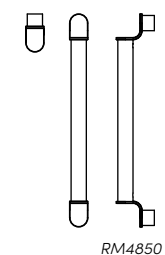
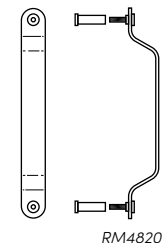
Cast Pulls									
Part	Grip	CTC	Stock PC/ 10BE/BSP	3/605 4/606	10/612 10A/722	10B/613 10BL/614	15/619 15A/620	20A/624	26/625 26D/626
RM4720	1 1/2" x 1/2" x 12 1/2"	8"	603	572	619	619	619	619	619
RM4700W	1 1/4" x 5/8" x 14"	10"	701	666	717	717	717	717	717
RM4700B	1 1/4" x 5/8" x 14"	10"	701	666	717	717	717	717	717



Solid Groove Pulls									
Part	Grip	CTC	32D/630	32/629					
RM4750	1/2" x 1 1/4"	12"	382	431					
	1/2" x 1 1/4"	24"	444	496					
	1/2" x 1 1/4"	36"	503	565					
	1/2" x 1 1/4"	48"	564	631					
RM4755	3/4" x 1 1/4"	12"	436	487					
	3/4" x 1 1/4"	24"	494	555					
	3/4" x 1 1/4"	36"	557	622					
	3/4" x 1 1/4"	48"	615	689					



Formed Pulls with Distinguished Fastener Heads									
Part	Grip	CTC	Wrought Black	Stock PC/ 10BE/BSP	32D/630				
RM4800	3/4" Dia	12"	507	507	406				
		16"	507	507	406				
		24"	560	560	466				
		36"	766	766	615				
RM4810	1 1/2" x 1/4"	12"	417	417	329				
		16"	417	417	329				
		24"	462	462	377				
		36"	632	632	497				
RM4820	1 1/2" x 3/16"	12"	507	507	406				
		16"	507	507	406				
		24"	560	560	466				
		36"	766	766	615				
RM4800 x RM4810		12"	926	926	735				
		16"	926	926	735				
		24"	1,024	1,024	844				
		36"	1,400	1,400	1,111				
RM4820 x RM4810		12"	926	926	735				
		16"	926	926	735				
		24"	1,024	1,024	844				
		36"	1,400	1,400	1,111				



AccentTek Scooped Pulls									
Part	CTC	Dia.	3/605 4/606	10B/613	15/619	Stock PC/ 10BE/BSP	32D/630	32/629	
RM4850	12"	1 1/4"	392	427	436	436	225	252	
	24"	1 1/4"	438	473	482	482	271	304	
	36"	1 1/4"	484	519	528	528	317	355	
	48"	1 1/4"	530	565	574	574	363	407	
	60"	1 1/4"	576	611	620	620	409	458	
	72"	1 1/4"	622	657	666	666	455	510	
	84"	1 1/4"	668	703	712	712	501	561	
	96"	1 1/4"	714	749	758	758	547	613	

- RM4700 pulls contain white or black polycarbonat insert.
- RM4750 & RM4755 pulls add \$10.20/in. over 48". CTC up to 60".
- RM4800 Series, US32D and 10BE come with Socket Head Screws. Other finishes come with Hex Head Screws.
- RM4800 Series longer lengths may be offered, call factory for pricing.
- Specify CTC when ordering.
- Order form available on website under RM4700, RM4720, RM4750, RM4755, RM4800, RM4810, RM4820, RM4850.
- RM4850 - NOTE: Engraving "RKW" add \$108.00.
- RM4850MP (Mid-Post) - Add \$113.00 each (Recommended for maximum rigidity on long door pulls).

USA & Canada Prices Effective March 1, 2024

Check the websites for the most updated product information.

USA: 800 458 2424 • www.rockwoodmfg.com | Canada: 800 461 3007 • www.assaabloydss.ca

Copyright © 2021-2024, ASSA ABLOY Accessories and Door Controls Group, Inc. All rights reserved. Reproduction in whole or in part without the express written permission of ASSA ABLOY Accessories and Door Controls Group, Inc. is prohibited.

ROCKWOOD

ASSA ABLOY

Experience a safer
and more open world

PlanTek - Flat Front Pulls



RM5200

Straight Cast Pulls

Part	CTC	Grip Size	3/605 4/606	10/612	10B/613	Stock PC/ 10BE/BSP	26/625 26D/626	32D/630	32/629
RM5200-7	7"	1"	359	386	386	362	359		
RM5200-12	12"	1"	413	446	446	417	413		
RM5202	12"	1 1/4"	520	562	562	527	520		

Offset Cast Pulls

RM5204-8	8"	1"	359		386	362	359		
RM5204-12	12"	1"	413		446	417	413		



RM5210

Radius End Pulls

RM5210-10	10"	1/2" x 1 1/4"	733	793	793	564		404	454
RM5210-12	12"	1/2" x 1 1/4"	762	824	824	585		425	476
RM5220-12	12"	3/4" x 1 1/2"	980	1,058	1,058	628		463	519
RM5220-18	18"	3/4" x 1 1/2"	1,091	1,178	1,178	693		524	588

Square End Pulls

RM5230-10	10"	1/2" x 1 1/4"	679	733	733	455		305	342
RM5230-12	12"	1/2" x 1 1/4"	712	768	768	474		325	362
RM5240-12	12"	3/4" x 1 1/2"	899	973	973	497		344	385
RM5240-18	18"	3/4" x 1 1/2"	1,006	1,088	1,088	519		365	408



RM5250

Bent End Pulls

RM5250-10	10"	1/2" x 1 1/4"	549	592	592	433		284	319
RM5250-12	12"	1/2" x 1 1/4"	574	618	618	455		305	342
RM5260-12	12"	3/4" x 1 1/2"	733	793	793	519		365	408
RM5260-18	18"	3/4" x 1 1/2"	869	939	939	564		404	454



RM5270

Radius End Pulls

RM5270-10	10"	1/2" x 3/4"				541		385	432
RM5270-12	12"	1/2" x 3/4"				558		400	450
RM5270-16	16"	1/2" x 3/4"				599		437	490

Straight Cast Pull

RM5280	9"	1/2" x 1/2"	167	179	179	169	167		
--------	----	-------------	-----	-----	-----	-----	-----	--	--

Push Bars - Radius Ends

RM5212	Up to 36"	1/2" x 1 1/4"	1,006	1,088	1,088	670		503	564
RM5222	Up to 36"	3/4" x 1 1/2"	1,521	1,643	1,643	924		707	790

Push Bars - Flat Ends

RM5232	Up to 36"	1/2" x 1 1/4"	1,006	1,088	1,088	585		425	476
RM5242	Up to 36"	3/4" x 1 1/2"	1,496	1,618	1,618	693		524	588

- Add \$10.20/in. over 36".
- RM5200, RM5202, RM5204 CTC can not be modified.
- Order form available on website under RM5200 - RM5202, RM5204, RM5210 - RM5220, RM5230 - RM5240, RM5250 - RM5260, RM5270, RM5280.

NOTE: Post location on push bars can be located 1/8" from end for narrow & medium stile doors and 1" from end for flush and wide stile doors.

ROCKWOOD
ASSA ABLOY

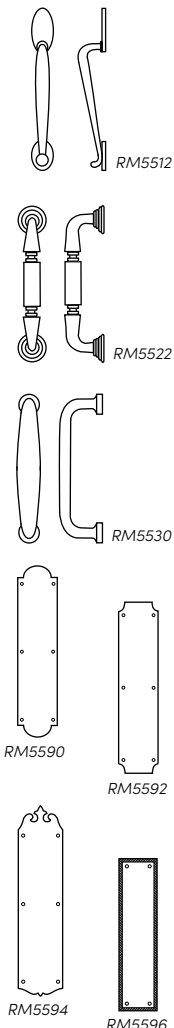
Experience a safer
and more open world

USA & Canada Prices Effective March 1, 2024
Check the websites for the most updated product information.

USA: 800 458 2424 • www.rockwoodmfg.com | Canada: 800 461 3007 • www.assaabloydss.ca
Copyright © 2021-2024, ASSA ABLOY Accessories and Door Controls Group, Inc. All rights reserved. Reproduction in whole or in part without the express written permission of ASSA ABLOY Accessories and Door Controls Group, Inc. is prohibited.

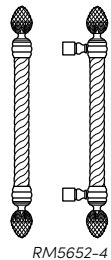
Traditional - Decorative Pulls & Plates

Add pull price to plate price to make pull plate combination.




Cast Pulls							
Part	CTC	Base Plate	3/605 4/606	10/612 10B/613	Stock PC/ 10BE/BSP	15/619 15A/620	26/625 26D/626
RM5500	6"	no	139	148	138	157	139
RM5502	6 7/8"	yes	228	243	225	260	249
RM5510	12"	no	228	243	225	290	270
RM5512	12 7/8"	yes	315	343	318	401	362
Cast Pulls							
RM5520	8"	no	203	220	202	225	203
RM5522	8"	yes	249	268	246	268	249
Cast Pulls							
Part	Size		3/605 4/606	10/612 10B/613	Stock PC/ 10BE/BSP	15/619 15A/620	26/625 26D/626
RM5530	5 1/2"		71	77	71	85	71
RM5532	7 1/2"		103	111	105	118	110
RM5534	12"		306	331	305	324	306
Heavy Decorative Plates - .090" Thick							
RM5590A	3" x 12"		119	131	122	145	132
RM5590B	3 1/2" x 15"		132	144	132	155	146
RM5590C	4" x 16"		146	159	146	167	156
Heavy Decorative Plates - .090" Thick							
RM5592A	3" x 12"		119	131	122	145	
RM5592B	3 1/2" x 15"		132	144	132	155	
RM5592C	4" x 16"		146	159	146	167	
Heavy Decorative Plates - .090" Thick							
RM5594B	3 1/2" x 15"		240	260	241	261	249
Rope Border Cast Plates							
RM5596A	3" x 12"		146	159	146	155	146
RM5596B	3 1/2" x 15"		168	183	169	177	168
Plain Cast Plate - 5/16" Thick							
RM5598B	3 1/2" x 15"		193	205	191	200	193

Classic - Finial Door Pulls



1" Door Pulls								
Part	CTC	Grip	Base Plate	3/605 4/606	10/612 10B/613	Stock PC/ 10BE/BSP	15/619 15A/620	26/625 26D/626
RM5650	10"	Plain	no	479	518	504	564	528
RM5652	10"	Rope	no	479	518	504	564	528
RM5654	10"	Fluted	no	479	518	504	564	528
RM5660	10"	Plain	yes	536	577	564	621	585
RM5662	10"	Rope	yes	536	577	564	621	585
RM5664	10"	Fluted	yes	536	577	564	621	585
1" Offset Door Pull								
RM5670	10"	Plain	no	540	585	569	599	589

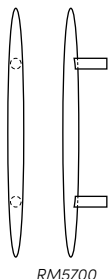


Finial Style Number (example: RM5650-4)

Suffix	Finial Style:
1	Plain
2	Urn
3	Berry
4	Pinecone

- To order suffix finial style number.
- Add \$6.80/in. for longer pulls up to 36".
- Please contact factory to order RM Finial only.

MariTek - Tapered Pulls



Straight Door Pulls						
Part	CTC	3/605 4/606	10B/613	Stock PC/ 10BE/BSP	14/618 15/619	26/625 26D/626
RM5700	6"	353	378	372	363	374
RM5702	12"	374	405	393	385	394

USA & Canada Prices Effective March 1, 2024

Check the websites for the most updated product information.

USA: 800 458 2424 • www.rockwoodmfg.com | Canada: 800 461 3007 • www.assaabloydss.ca

Copyright © 2021-2024, ASSA ABLOY Accessories and Door Controls Group, Inc. All rights reserved. Reproduction in whole or in part without the express written permission of ASSA ABLOY Accessories and Door Controls Group, Inc. is prohibited.

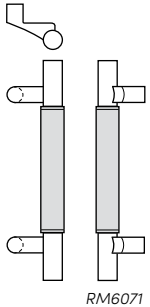
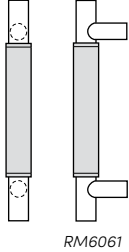
ROCKWOOD

ASSA ABLOY

Experience a safer
and more open world

English Bridle Leather Pulls

Straight Pulls - Flat Ends								
Part	Max OA	Dia.	3/605 4/606	10/612	10B/613	Stock PC/ 10BE/BSP	32D/630	32/629
RM6060	12"	1"	899	972	972	839	643	721
	24"	1"	1,334	1,440	1,440	1,226	969	1,088
	36"	1"	1,769	1,908	1,908	1,589	1,297	1,451
	48"	1"	2,200	2,375	2,375	1,950	1,626	1,821
	60"	1"	2,651	2,862	2,862	2,313	1,955	2,189
	72"	1"	3,099	3,349	3,349	2,678	2,284	2,557
	84"	1"	3,352	3,618	3,618	2,815	2,409	2,698
	96"	1"	3,600	3,890	3,890	2,954	2,537	2,839
RM6061	12"	1 ¼"	1,003	1,083	1,083	953	744	834
	24"	1 ¼"	1,633	1,762	1,762	1,492	1,210	1,355
	36"	1 ¼"	2,262	2,441	2,441	2,006	1,675	1,876
	48"	1 ¼"	2,780	3,003	3,003	2,453	2,080	2,330
	60"	1 ¼"	3,299	3,562	3,562	2,899	2,487	2,784
	72"	1 ¼"	3,467	3,744	3,744	3,068	2,637	2,954
	84"	1 ¼"	3,632	3,923	3,923	3,235	2,789	3,125
	96"	1 ¼"	3,800	4,104	4,104	3,375	2,917	3,269
RM6062	12"	1 ½"	1,141	1,233	1,233	1,071	851	954
	24"	1 ½"	1,822	1,967	1,967	1,654	1,356	1,517
	36"	1 ½"	2,500	2,701	2,701	2,210	1,860	2,083
	48"	1 ½"	3,051	3,294	3,294	2,471	2,097	2,348
	60"	1 ½"	3,600	3,890	3,890	2,731	2,334	2,614
	72"	1 ½"	3,801	4,106	4,106	2,993	2,571	2,877
	84"	1 ½"	4,003	4,322	4,322	3,253	2,806	3,143
	96"	1 ½"	4,202	4,540	4,540	3,514	3,043	3,408
Offset Pulls - Flat Ends								
RM6070	12"	1"	945		1,020	881	678	760
	24"	1"	1,378		1,486	1,268	1,006	1,125
	36"	1"	1,813		1,956	1,627	1,333	1,493
	48"	1"	2,244		2,425	1,989	1,662	1,860
	60"	1"	2,697		2,911	2,355	1,992	2,229
	72"	1"	3,145		3,396	2,717	2,320	2,598
	84"	1"	3,394		3,669	2,853	2,446	2,739
	96"	1"	3,645		3,937	2,994	2,572	2,879
RM6071	12"	1 ¼"	1,048		1,131	992	780	873
	24"	1 ¼"	1,677		1,811	1,531	1,244	1,394
	36"	1 ¼"	2,306		2,491	2,044	1,711	1,915
	48"	1 ¼"	2,825		3,050	2,491	2,116	2,371
	60"	1 ¼"	3,344		3,612	2,939	2,520	2,825
	72"	1 ¼"	3,510		3,790	3,107	2,673	2,993
	84"	1 ¼"	3,677		3,971	3,275	2,826	3,164
	96"	1 ¼"	3,844		4,151	3,416	2,953	3,307
RM6072	12"	1 ½"	1,187		1,281	1,110	888	993
	24"	1 ½"	1,866		2,015	1,693	1,392	1,559
	36"	1 ½"	2,545		2,749	2,249	1,897	2,123
	48"	1 ½"	3,095		3,343	2,510	2,133	2,389
	60"	1 ½"	3,645		3,937	2,771	2,370	2,655
	72"	1 ½"	3,845		4,152	3,032	2,607	2,918
	84"	1 ½"	4,047		4,369	3,292	2,841	3,184
	96"	1 ½"	4,247		4,587	3,553	3,077	3,448



- Add \$6.80/in. over 96".
- MP (Mid-Post) - Add \$80 each. (Recommended for maximum rigidity on long door pulls. See page 5 for guidelines.)
- FW (Full Wrap) available up to 72" overall length pull - Call for pricing.
- Specify leather color.
- Order form available on website.

NOTE: All long pulls include charge for leather between mounting posts up to a maximum of 72" of leather cover.

ROCKWOOD
ASSA ABLOY

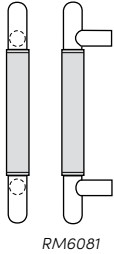
Experience a safer
and more open world

USA & Canada Prices Effective March 1, 2024
Check the websites for the most updated product information.

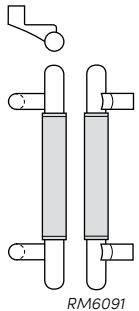
USA: 800 458 2424 • www.rockwoodmfg.com | Canada: 800 461 3007 • www.assaabloydss.ca
Copyright © 2021-2024, ASSA ABLOY Accessories and Door Controls Group, Inc. All rights reserved. Reproduction in whole or in part without the express written permission of ASSA ABLOY Accessories and Door Controls Group, Inc. is prohibited.

English Bridle Leather Pulls (con't)

Straight Pulls - Round Ends								
Part	Max OA	Dia.	3/605 4/606	10/612	10B/613	Stock PC/ 10BE/BSP	32D/630	32/629
RM6080	12"	1"	997	1,076	1,076	887	685	767
	24"	1"	1,334	1,440	1,440	1,274	1,011	1,133
	36"	1"	1,769	1,908	1,908	1,634	1,339	1,500
	48"	1"	2,200	2,375	2,375	1,998	1,668	1,869
	60"	1"	2,651	2,862	2,862	2,360	1,997	2,236
	72"	1"	3,099	3,349	3,349	2,723	2,327	2,606
	84"	1"	3,352	3,618	3,618	2,862	2,452	2,745
	96"	1"	3,600	3,890	3,890	2,999	2,577	2,887
	RM6081	12"	1 ¼"	1,003	1,083	1,083	999	786
24"		1 ¼"	1,633	1,762	1,762	1,538	1,249	1,400
36"		1 ¼"	2,262	2,441	2,441	2,051	1,716	1,922
48"		1 ¼"	2,780	3,003	3,003	2,498	2,121	2,377
60"		1 ¼"	3,299	3,562	3,562	2,945	2,527	2,831
72"		1 ¼"	3,467	3,744	3,744	3,114	2,680	3,001
84"		1 ¼"	3,632	3,923	3,923	3,282	2,832	3,172
96"		1 ¼"	3,800	4,104	4,104	3,421	2,958	3,314
RM6082		12"	1 ½"	1,141	1,233	1,233	1,116	893
	24"	1 ½"	1,822	1,967	1,967	1,699	1,397	1,565
	36"	1 ½"	2,500	2,701	2,701	2,256	1,902	2,131
	48"	1 ½"	3,051	3,294	3,294	2,516	2,138	2,395
	60"	1 ½"	3,600	3,890	3,890	2,777	2,375	2,660
	72"	1 ½"	3,801	4,106	4,106	3,039	2,613	2,925
	84"	1 ½"	4,003	4,322	4,322	3,299	2,848	3,189
	96"	1 ½"	4,202	4,540	4,540	3,559	3,085	3,454
	Offset Pulls - Round Ends							
RM6090	12"	1"	1,040		1,124	926	721	806
	24"	1"	1,473		1,591	1,312	1,047	1,172
	36"	1"	1,907		2,059	1,673	1,375	1,540
	48"	1"	2,339		2,528	2,036	1,704	1,908
	60"	1"	2,790		3,013	2,400	2,033	2,277
	72"	1"	3,240		3,500	2,763	2,362	2,647
	84"	1"	3,492		3,770	2,900	2,488	2,785
	96"	1"	3,741		4,039	3,040	2,614	2,927
	RM6091	12"	1 ¼"	1,141		1,233	1,038	822
24"		1 ¼"	1,772		1,912	1,576	1,286	1,441
36"		1 ¼"	2,401		2,593	2,090	1,752	1,962
48"		1 ¼"	2,919		3,153	2,537	2,159	2,416
60"		1 ¼"	3,438		3,714	2,985	2,564	2,871
72"		1 ¼"	3,605		3,893	3,153	2,716	3,042
84"		1 ¼"	3,772		4,076	3,320	2,868	3,211
96"		1 ¼"	3,939		4,254	3,461	2,994	3,354
RM6092		12"	1 ½"	1,281		1,383	1,155	929
	24"	1 ½"	1,961		2,117	1,739	1,434	1,605
	36"	1 ½"	2,641		2,852	2,295	1,938	2,171
	48"	1 ½"	3,191		3,445	2,555	2,174	2,435
	60"	1 ½"	3,741		4,039	2,816	2,411	2,701
	72"	1 ½"	3,940		4,255	3,077	2,649	2,965
	84"	1 ½"	4,142		4,473	3,339	2,885	3,230
	96"	1 ½"	4,340		4,689	3,600	3,120	3,495



RM6081



RM6091

- Add \$6.80/in. over 96".
- MP (Mid-Post) - Add \$80 each. (Recommended for maximum rigidity on long door pulls. See page 5 for guidelines.)
- FW (Full Wrap) available up to 72" overall length pull - Call for pricing.
- Specify leather color.
- Order form available on website.

NOTE: All long pulls include charge for leather between mounting posts up to a maximum of 72" of leather cover.

USA & Canada Prices Effective March 1, 2024

Check the websites for the most updated product information.

USA: 800 458 2424 • www.rockwoodmfg.com | Canada: 800 461 3007 • www.assaabloydss.ca

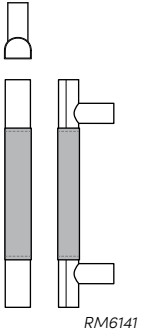
Copyright © 2021-2024, ASSA ABLOY Accessories and Door Controls Group, Inc. All rights reserved. Reproduction in whole or in part without the express written permission of ASSA ABLOY Accessories and Door Controls Group, Inc. is prohibited.

ROCKWOOD
ASSA ABLOY

Experience a safer
and more open world

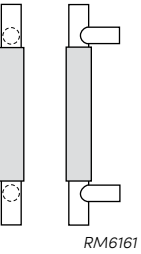
Upholstery Leather Pulls

Straight Pull - D-Tube				
Part	Max OA	Stock PC/10BE/BSP	32D/630	32/629
RM6141	12"	506	410	436
	24"	780	684	710
	36"	1,054	958	984
	48"	1,328	1,232	1,258
	60"	1,602	1,506	1,532
	72"	1,876	1,780	1,806
	84"	2,150	2,054	2,080
	96"	2,424	2,328	2,354
Offset Pull - D-Tube				
RM6151	12"	551	455	481
	24"	825	729	755
	36"	1,099	1,003	1,029
	48"	1,373	1,277	1,303
	60"	1,647	1,551	1,577
	72"	1,921	1,825	1,851
	84"	2,195	2,099	2,125
	96"	2,469	2,373	2,399



- Add \$8.00/in. over 96".
- MP (Mid-Post) - Add \$80.00 each. (Recommended for maximum rigidity on long door pulls.)
- FW (Full Wrap) available up to 72" overall length pull.
- Specify leather color.
- Order form available on website.

Straight Pulls - Flat Ends								
Part	Max OA	Dia.	3/605 4/606	10/612	10B/613	Stock PC/ 10BE/BSP	32D/630	32/629
RM6160	12"	1"	844	914	914	765	590	662
	24"	1"	1,196	1,292	1,292	998	809	905
	36"	1"	1,653	1,786	1,786	1,385	1,146	1,282
	48"	1"	2,110	2,278	2,278	1,747	1,484	1,662
	60"	1"	2,437	2,634	2,634	1,959	1,680	1,882
	72"	1"	2,912	3,145	3,145	2,322	2,019	2,262
	84"	1"	3,112	3,359	3,359	2,445	2,134	2,389
	96"	1"	3,373	3,644	3,644	2,583	2,264	2,537
RM6161	12"	1 1/4"	949	1,025	1,025	840	662	742
	24"	1 1/4"	1,656	1,788	1,788	1,438	1,193	1,338
	36"	1 1/4"	2,319	2,505	2,505	1,951	1,674	1,875
	48"	1 1/4"	2,866	3,096	3,096	2,398	2,092	2,341
	60"	1 1/4"	3,268	3,530	3,530	2,732	2,403	2,691
	72"	1 1/4"	3,444	3,719	3,719	2,902	2,559	2,868
	84"	1 1/4"	3,618	3,909	3,909	3,030	2,681	3,003
	96"	1 1/4"	3,797	4,098	4,098	3,170	2,812	3,151
RM6162	12"	1 1/2"	1,077	1,166	1,166	898	715	802
	24"	1 1/2"	1,794	1,938	1,938	1,608	1,354	1,515
	36"	1 1/2"	2,510	2,710	2,710	2,165	1,875	2,098
	48"	1 1/2"	3,090	3,337	3,337	2,426	2,117	2,372
	60"	1 1/2"	3,669	3,963	3,963	2,687	2,361	2,642
	72"	1 1/2"	3,881	4,191	4,191	2,948	2,605	2,917
	84"	1 1/2"	4,093	4,421	4,421	3,209	2,847	3,189
	96"	1 1/2"	4,303	4,647	4,647	3,470	3,091	3,462



- Add \$6.80/in. over 96".
- MP (Mid-Post) - Add \$80 each. (Recommended for maximum rigidity on long door pulls. See page 5 for guidelines.)
- FW (Full Wrap) available up to 72" overall length pull - Call for pricing.
- Specify leather color.
- Order form available on website.

NOTE: All long pulls include charge for leather between mounting posts up to a maximum of 72" of leather cover.

ROCKWOOD
ASSA ABLOY

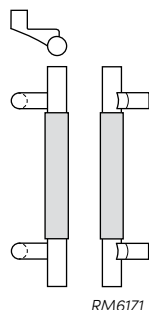
Experience a safer
and more open world

USA & Canada Prices Effective March 1, 2024
Check the websites for the most updated product information.

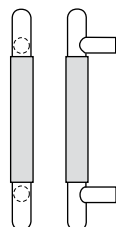
USA: 800 458 2424 • www.rockwoodmfg.com | Canada: 800 461 3007 • www.assaabloydss.ca
Copyright © 2021-2024, ASSA ABLOY Accessories and Door Controls Group, Inc. All rights reserved. Reproduction in whole or in part without the express written permission of ASSA ABLOY Accessories and Door Controls Group, Inc. is prohibited.

Upholstery Leather Pulls (con't)

Offset Pulls - Flat Ends								
Part	Max OA	Dia.	3/605 4/606	10/612	10B/613	Stock PC/ 10BE/BSP	32D/630	32/629
RM6170	12"	1"	891		962	803	627	703
	24"	1"	1,242		1,342	1,036	845	947
	36"	1"	1,700		1,836	1,424	1,182	1,324
	48"	1"	2,156		2,328	1,788	1,521	1,704
	60"	1"	2,484		2,682	1,997	1,717	1,924
	72"	1"	2,958		3,195	2,361	2,056	2,303
	84"	1"	3,158		3,410	2,484	2,171	2,432
	96"	1"	3,420		3,695	2,624	2,300	2,577
RM6171	12"	1 ¼"	995		1,075	881	700	783
	24"	1 ¼"	1,703		1,839	1,477	1,231	1,379
	36"	1 ¼"	2,366		2,555	1,989	1,711	1,915
	48"	1 ¼"	2,913		3,146	2,438	2,127	2,383
	60"	1 ¼"	3,316		3,581	2,771	2,440	2,732
	72"	1 ¼"	3,492		3,771	2,940	2,598	2,907
	84"	1 ¼"	3,665		3,959	3,069	2,718	3,043
	96"	1 ¼"	3,841		4,149	3,212	2,848	3,190
RM6172	12"	1 ½"	1,125		1,215	937	752	842
	24"	1 ½"	1,842		1,990	1,648	1,391	1,558
	36"	1 ½"	2,556		2,761	2,205	1,911	2,139
	48"	1 ½"	3,136		3,387	2,464	2,154	2,412
	60"	1 ½"	3,716		4,015	2,726	2,397	2,684
	72"	1 ½"	3,927		4,242	2,987	2,640	2,958
	84"	1 ½"	4,141		4,470	3,248	2,885	3,231
	96"	1 ½"	4,351		4,699	3,509	3,127	3,504
Straight Pulls - Round Ends								
RM6180	12"	1"	946	1,020	1,020	811	633	710
	24"	1"	1,296	1,401	1,401	1,044	851	953
	36"	1"	1,754	1,893	1,893	1,430	1,188	1,330
	48"	1"	2,209	2,385	2,385	1,794	1,527	1,711
	60"	1"	2,539	2,741	2,741	2,006	1,724	1,931
	72"	1"	3,012	3,254	3,254	2,368	2,062	2,308
	84"	1"	3,209	3,467	3,467	2,490	2,177	2,438
	96"	1"	3,474	3,751	3,751	2,630	2,306	2,583
RM6181	12"	1 ¼"	1,049	1,133	1,133	888	705	789
	24"	1 ¼"	1,757	1,897	1,897	1,484	1,237	1,387
	36"	1 ¼"	2,419	2,613	2,613	1,995	1,716	1,922
	48"	1 ¼"	2,966	3,204	3,204	2,445	2,134	2,389
	60"	1 ¼"	3,368	3,637	3,637	2,780	2,446	2,740
	72"	1 ¼"	3,543	3,829	3,829	2,946	2,604	2,916
	84"	1 ¼"	3,719	4,017	4,017	3,076	2,723	3,050
	96"	1 ¼"	3,895	4,208	4,208	3,218	2,856	3,197
RM6182	12"	1 ½"	1,178	1,273	1,273	944	759	849
	24"	1 ½"	1,896	2,048	2,048	1,655	1,396	1,564
	36"	1 ½"	2,610	2,819	2,819	2,211	1,916	2,146
	48"	1 ½"	3,191	3,445	3,445	2,472	2,161	2,419
	60"	1 ½"	3,771	4,071	4,071	2,732	2,403	2,691
	72"	1 ½"	3,980	4,300	4,300	2,995	2,648	2,965
	84"	1 ½"	4,192	4,529	4,529	3,256	2,891	3,237
	96"	1 ½"	4,404	4,756	4,756	3,516	3,133	3,510



RM6171



RM6181

- Add \$6.80/in. over 96".
- MP (Mid-Post) - Add \$80 each. (Recommended for maximum rigidity on long door pulls. See page 5 for guidelines.)
- FW (Full Wrap) available up to 72" overall length pull - Call for pricing.
- Specify leather color.
- Order form available on website.

NOTE: All long pulls include charge for leather between mounting posts up to a maximum of 72" of leather cover.

USA & Canada Prices Effective March 1, 2024

Check the websites for the most updated product information.

USA: 800 458 2424 • www.rockwoodmfg.com | Canada: 800 461 3007 • www.assaabloydss.ca

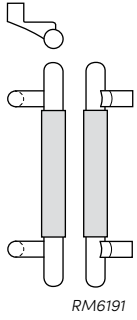
Copyright © 2021-2024, ASSA ABLOY Accessories and Door Controls Group, Inc. All rights reserved. Reproduction in whole or in part without the express written permission of ASSA ABLOY Accessories and Door Controls Group, Inc. is prohibited.

ROCKWOOD

ASSA ABLOY

Experience a safer
and more open world

Upholstery Leather Pulls (con't)

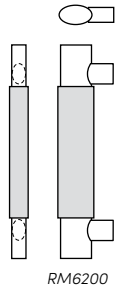


Offset Pulls - Round Ends									
Part	Max OA	Dia.	3/605 4/606	10/612	10B/613	Stock PC/ 10BE/BSP	32D/630	32/629	
RM6190	12"	1"	992		1,071	849	670	752	
	24"	1"	1,343		1,449	1,083	889	994	
	36"	1"	1,800		1,945	1,470	1,225	1,372	
	48"	1"	2,256		2,436	1,834	1,564	1,752	
	60"	1"	2,585		2,791	2,044	1,761	1,971	
	72"	1"	3,059		3,302	2,407	2,100	2,351	
	84"	1"	3,257		3,518	2,530	2,214	2,481	
	96"	1"	3,522		3,802	2,670	2,344	2,625	
	RM6191	12"	1 ¼"	1,096		1,185	927	742	830
		24"	1 ¼"	1,805		1,947	1,522	1,274	1,427
36"		1 ¼"	2,466		2,664	2,036	1,754	1,963	
48"		1 ¼"	3,013		3,255	2,484	2,171	2,432	
60"		1 ¼"	3,414		3,688	2,817	2,484	2,782	
72"		1 ¼"	3,591		3,878	2,986	2,639	2,956	
84"		1 ¼"	3,767		4,067	3,114	2,760	3,092	
96"		1 ¼"	3,942		4,257	3,257	2,892	3,239	
RM6192		12"	1 ½"	1,226		1,323	982	793	891
		24"	1 ½"	1,943		2,094	1,693	1,434	1,606
	36"	1 ½"	2,656		2,870	2,251	1,953	2,187	
	48"	1 ½"	3,237		3,496	2,511	2,197	2,461	
	60"	1 ½"	3,817		4,122	2,771	2,440	2,732	
	72"	1 ½"	4,026		4,350	3,034	2,684	3,006	
	84"	1 ½"	4,239		4,578	3,293	2,927	3,279	
	96"	1 ½"	4,451		4,805	3,555	3,171	3,553	

- Add \$6.80/in. over 96".
- MP (Mid-Post) - Add \$80 each. (Recommended for maximum rigidity on long door pulls. See page 5 for guidelines.)
- FW (Full Wrap) available up to 72" overall length pull - Call for pricing.
- Specify leather color.
- Order form available on website.

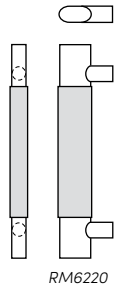
NOTE: All long pulls include charge for leather between mounting posts up to a maximum of 72" of leather cover.

Leather Oval - Ergonomic Pulls



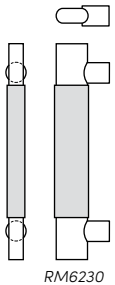
RM6200

True Oval					
Part	Max OA	Grip Size	Stock PC/10BE/BSP	32D/630	32/629
RM6200	12"	1" x 1 1/2"	1,113	940	1,053
	24"	1" x 1 1/2"	1,558	1,341	1,502
	36"	1" x 1 1/2"	1,976	1,741	1,950
	48"	1" x 1 1/2"	2,395	2,141	2,399
	60"	1" x 1 1/2"	2,813	2,543	2,847
	72"	1" x 1 1/2"	3,231	2,943	3,296
	84"	1" x 1 1/2"	3,649	3,345	3,745
	96"	1" x 1 1/2"	4,068	3,744	4,193



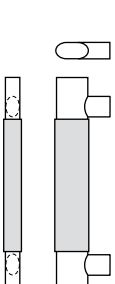
RM6220

Flat Oval - 3/4" Diameter Posts					
Part	Max OA	Grip Size	Stock PC/10BE/BSP	32D/630	32/629
RM6220	12"	3/4" x 1 1/2"	1,159	985	1,104
	24"	3/4" x 1 1/2"	1,598	1,380	1,546
	36"	3/4" x 1 1/2"	2,010	1,773	1,986
	48"	3/4" x 1 1/2"	2,422	2,169	2,427
	60"	3/4" x 1 1/2"	2,834	2,564	2,870
	72"	3/4" x 1 1/2"	3,246	2,957	3,311
	84"	3/4" x 1 1/2"	3,658	3,352	3,755
	96"	3/4" x 1 1/2"	4,069	3,745	4,195



RM6230

Flat Oval - 1" Diameter Posts					
Part	Max OA	Grip Size	Stock PC/10BE/BSP	32D/630	32/629
RM6230	12"	3/4" x 1 1/2"	1,226	1,023	1,149
	24"	3/4" x 1 1/2"	1,638	1,419	1,589
	36"	3/4" x 1 1/2"	2,051	1,813	2,031
	48"	3/4" x 1 1/2"	2,462	2,208	2,472
	60"	3/4" x 1 1/2"	2,875	2,601	2,914
	72"	3/4" x 1 1/2"	3,286	2,996	3,356
	84"	3/4" x 1 1/2"	3,698	3,392	3,798
	96"	3/4" x 1 1/2"	4,110	3,784	4,239



RM6240

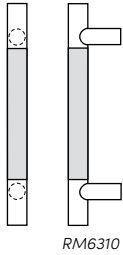
Flat Oval - 3/4" x 1 1/2" Diameter Posts					
Part	Max OA	Grip Size	Stock PC/10BE/BSP	32D/630	32/629
RM6240	12"	3/4" x 1 1/2"	1,383	1,173	1,313
	24"	3/4" x 1 1/2"	1,794	1,567	1,755
	36"	3/4" x 1 1/2"	2,206	1,962	2,197
	48"	3/4" x 1 1/2"	2,619	2,355	2,638
	60"	3/4" x 1 1/2"	3,029	2,750	3,080
	72"	3/4" x 1 1/2"	3,440	3,145	3,522
	84"	3/4" x 1 1/2"	3,853	3,539	3,964
	96"	3/4" x 1 1/2"	4,265	3,935	4,406

- Add \$6.80/in. over 96".
- MP (Mid-Post) - Add \$80 each. (Recommended for maximum rigidity on long door pulls. See page 5 for guidelines.)
- Specify leather color.
- Order form available on website.

NOTE: All long pulls include charge for leather between mounting posts up to a maximum of 72" of leather cover.

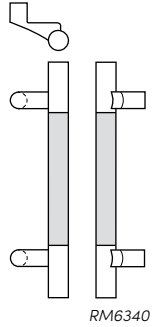
Flush Leather Pulls

Straight Pulls - Flat Ends							
Part	Max OA	Dia.	3/605 4/606	10/612 10B/613	Stock PC/ 10BE/BSP	32D/630	32/629
RM6300	12"	1"	1,003	1,083	957	749	838
	24"	1"	1,496	1,616	1,456	1,178	1,320
	36"	1"	1,991	2,150	1,928	1,605	1,798
	48"	1"	2,484	2,682	2,401	2,034	2,279
	60"	1"	2,978	3,216	2,873	2,462	2,757
	72"	1"	3,472	3,748	3,345	2,891	3,237
	84"	1"	3,966	4,282	3,817	3,319	3,716
	96"	1"	4,459	4,817	4,290	3,745	4,195
RM6310	12"	1 ¼"	1,203	1,299	1,113	890	996
	24"	1 ¼"	1,717	1,853	1,616	1,321	1,479
	36"	1 ¼"	2,232	2,409	2,089	1,750	1,961
	48"	1 ¼"	2,744	2,964	2,563	2,181	2,443
	60"	1 ¼"	3,259	3,521	3,039	2,613	2,925
	72"	1 ¼"	3,773	4,076	3,514	3,043	3,408
	84"	1 ¼"	4,289	4,631	3,988	3,473	3,890
	96"	1 ¼"	4,801	5,185	4,464	3,903	4,373
RM6320	12"	1 ½"	1,301	1,407	1,238	980	1,097
	24"	1 ½"	1,829	1,975	1,726	1,424	1,594
	36"	1 ½"	2,358	2,546	2,216	1,867	2,090
	48"	1 ½"	2,885	3,116	2,707	2,311	2,587
	60"	1 ½"	3,413	3,686	3,195	2,753	3,085
	72"	1 ½"	3,941	4,257	3,685	3,196	3,581
	84"	1 ½"	4,469	4,828	4,174	3,642	4,078
	96"	1 ½"	4,998	5,397	4,663	4,085	4,575



- Add \$6.80/in. over 96".
- Up to 96" available with mid-post. (Recommended for maximum rigidity on long door pulls. See page 5 for guidelines.)
- Order form available on website.

Flush Leather Pulls (con't)

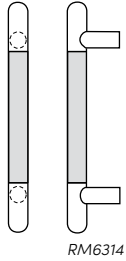


Offset Pulls - Flat Ends							
Part	Max OA	Dia.	3/605 4/606	10B/613	Stock PC/ 10BE/BSP	32D/630	32/629
RM6330	12"	1"	1,048	1,131	1,004	790	887
	24"	1"	1,541	1,664	1,502	1,220	1,365
	36"	1"	2,033	2,198	1,974	1,647	1,845
	48"	1"	2,529	2,731	2,448	2,076	2,324
	60"	1"	3,022	3,263	2,919	2,503	2,803
	72"	1"	3,514	3,798	3,391	2,933	3,284
	84"	1"	4,010	4,330	3,863	3,360	3,764
	96"	1"	4,504	4,864	4,337	3,788	4,244
RM6340	12"	1 ¼"	1,248	1,347	1,158	931	1,043
	24"	1 ¼"	1,761	1,901	1,661	1,361	1,525
	36"	1 ¼"	2,276	2,458	2,135	1,793	2,008
	48"	1 ¼"	2,789	3,013	2,610	2,223	2,490
	60"	1 ¼"	3,302	3,567	3,085	2,655	2,973
	72"	1 ¼"	3,817	4,123	3,559	3,085	3,454
	84"	1 ¼"	4,331	4,678	4,033	3,514	3,937
	96"	1 ¼"	4,846	5,233	4,509	3,945	4,419
RM6350	12"	1 ½"	1,346	1,453	1,283	1,021	1,143
	24"	1 ½"	1,874	2,023	1,773	1,465	1,641
	36"	1 ½"	2,402	2,594	2,264	1,909	2,137
	48"	1 ½"	2,929	3,164	2,752	2,351	2,634
	60"	1 ½"	3,459	3,735	3,242	2,795	3,130
	72"	1 ½"	3,985	4,304	3,731	3,239	3,627
	84"	1 ½"	4,513	4,876	4,220	3,683	4,125
	96"	1 ½"	5,041	5,445	4,708	4,128	4,622

- Add \$6.80/in. over 96".
- Up to 96" available with mid-post. (Recommended for maximum rigidity on long door pulls. See page 5 for guidelines.)
- Specify leather type and color.
- Order form available on website.

Flush Leather Pulls (con't)

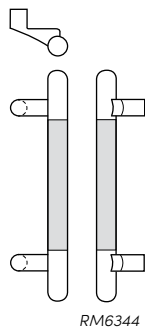
Straight Pulls - Round Ends								
Part	Max OA	Dia.	3/605 4/606	10/612	10B/613	Stock PC/ 10BE/BSP	32D/630	32/629
RM6304	12"	1"	1,104	1,193	1,193	1,016	803	898
	24"	1"	1,598	1,725	1,725	1,515	1,231	1,380
	36"	1"	2,092	2,260	2,260	1,987	1,659	1,858
	48"	1"	2,585	2,792	2,792	2,459	2,088	2,338
	60"	1"	3,079	3,325	3,325	2,932	2,515	2,818
	72"	1"	3,572	3,858	3,858	3,406	2,944	3,296
	84"	1"	4,066	4,392	4,392	3,876	3,372	3,776
	96"	1"	4,560	4,924	4,924	4,348	3,800	4,255
RM6314	12"	1 ¼"	1,304	1,409	1,409	1,173	944	1,056
	24"	1 ¼"	1,818	1,963	1,963	1,673	1,375	1,540
	36"	1 ¼"	2,332	2,519	2,519	2,148	1,803	2,020
	48"	1 ¼"	2,846	3,075	3,075	2,624	2,235	2,503
	60"	1 ¼"	3,361	3,628	3,628	3,098	2,666	2,986
	72"	1 ¼"	3,875	4,184	4,184	3,572	3,097	3,469
	84"	1 ¼"	4,388	4,739	4,739	4,048	3,527	3,949
	96"	1 ¼"	4,903	5,294	5,294	4,523	3,959	4,433
RM6324	12"	1 ½"	1,403	1,516	1,516	1,298	1,034	1,157
	24"	1 ½"	1,931	2,085	2,085	1,787	1,477	1,653
	36"	1 ½"	2,459	2,654	2,654	2,276	1,919	2,150
	48"	1 ½"	2,987	3,226	3,226	2,766	2,364	2,648
	60"	1 ½"	3,513	3,797	3,797	3,255	2,807	3,146
	72"	1 ½"	4,043	4,366	4,366	3,743	3,251	3,642
	84"	1 ½"	4,570	4,938	4,938	4,234	3,695	4,138
	96"	1 ½"	5,099	5,506	5,506	4,723	4,138	4,635



- Add \$6.80/in. over 96".
- Up to 96" available with mid-post. (Recommended for maximum rigidity on long door pulls. See page 5 for guidelines.)
- Specify leather type and color.
- Order form available on website.

Flush Leather Pulls (con't)

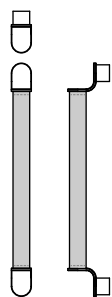
Offset Pulls - Round Ends							
Part	Max OA	Dia.	3/605 4/606	10B/613	Stock PC/ 10BE/BSP	32D/630	32/629
RM6334	12"	1"	1,147	1,240	1,062	844	946
	24"	1"	1,642	1,774	1,563	1,273	1,426
	36"	1"	2,137	2,307	2,034	1,702	1,904
	48"	1"	2,631	2,839	2,505	2,130	2,384
	60"	1"	3,124	3,373	2,978	2,556	2,863
	72"	1"	3,617	3,906	3,452	2,986	3,343
	84"	1"	4,112	4,439	3,923	3,413	3,824
	96"	1"	4,605	4,974	4,396	3,843	4,303
	RM6344	12"	1 1/4"	1,349	1,456	1,244	986
24"		1 1/4"	1,863	2,011	1,719	1,416	1,585
36"		1 1/4"	2,375	2,567	2,194	1,846	2,067
48"		1 1/4"	2,890	3,123	2,670	2,278	2,550
60"		1 1/4"	3,405	3,677	3,143	2,708	3,033
72"		1 1/4"	3,919	4,233	3,618	3,138	3,514
84"		1 1/4"	4,432	4,788	4,093	3,568	3,998
96"		1 1/4"	4,947	5,342	4,568	4,000	4,479
RM6354		12"	1 1/2"	1,446	1,563	1,343	1,074
	24"	1 1/2"	1,975	2,132	1,833	1,517	1,702
	36"	1 1/2"	2,502	2,704	2,323	1,962	2,198
	48"	1 1/2"	3,031	3,273	2,810	2,406	2,694
	60"	1 1/2"	3,559	3,844	3,300	2,850	3,191
	72"	1 1/2"	4,087	4,415	3,789	3,293	3,688
	84"	1 1/2"	4,614	4,984	4,280	3,736	4,185
	96"	1 1/2"	5,143	5,555	4,768	4,180	4,682



RM6344

- Add \$6.80/in. over 96".
- Up to 96" available with mid-post. (Recommended for maximum rigidity on long door pulls. See page 5 for guidelines.)
- Specify leather type and color.
- Order form available on website.

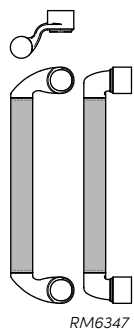
Straight Pull - Casted Ends						
Part	CTC	Dia.	4/606	10B/613	15/619	Stock PC/ 10BE/BSP
RM6317	12"	1 1/2"	558	628	644	644
	24"	1 1/2"	876	946	962	962
	36"	1 1/2"	1,194	1,264	1,280	1,280
	48"	1 1/2"	1,512	1,582	1,598	1,598
	60"	1 1/2"	1,830	1,900	1,916	1,916
	72"	1 1/2"	2,148	2,218	2,234	2,234



RM6317

- Add \$6.80/in over 72".
- NOTE: Engraving "RKW" add \$108.00.
- RM6317MP (Mid-Post) add \$113 each (Recommended for maximum rigidity on long door pulls).
- Specify leather type and color.
- Order form available on website.

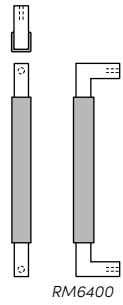
Offset Pull - Casted Ends						
Part	CTC	Dia.	3/605 4/606	10B/613	15/619	Stock PC/ 10BE/BSP
RM6347	12"	1 1/4"	662	737	713	713
	24"	1 1/4"	933	1,008	984	984
	36"	1 1/4"	1,204	1,279	1,255	1,255



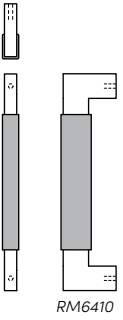
RM6347

- Specify leather type and color.
- NOTE: Engraving "RKW" add \$108.00.
- Order form available on website.

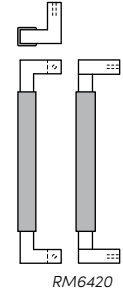
Upholstery Leather GeoMetek - Narrow Profile Pulls



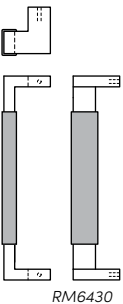
Straight Square End Pulls					
Part	CTC	Grip Size	Stock PC/ 10BE/BSP	32D/630	32/629
RM6400	12"	3/4" x 3/4"	755	581	651
	24"	3/4" x 3/4"	1,211	984	1,102
	36"	3/4" x 3/4"	1,643	1,385	1,551
	48"	3/4" x 3/4"	2,072	1,787	2,001
RM6440	12"	1 1/4" x 1 1/4"	875	693	777
	24"	1 1/4" x 1 1/4"	1,446	1,203	1,345
	36"	1 1/4" x 1 1/4"	1,988	1,710	1,914
	48"	1 1/4" x 1 1/4"	2,532	2,217	2,484



Straight Rectangular End Pulls					
Part	CTC	Grip Size	Stock PC/ 10BE/BSP	32D/630	32/629
RM6410	12"	3/4" x 1 1/2"	882	701	784
	24"	3/4" x 1 1/2"	1,270	1,038	1,162
	36"	3/4" x 1 1/2"	1,632	1,377	1,542
	48"	3/4" x 1 1/2"	1,993	1,714	1,919
	60"	3/4" x 1 1/2"	2,357	2,052	2,297
	72"	3/4" x 1 1/2"	2,719	2,389	2,675
	84"	3/4" x 1 1/2"	3,080	2,727	3,056
	96"	3/4" x 1 1/2"	3,442	3,066	3,434



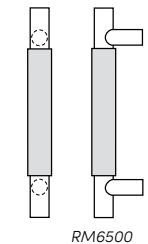
Offset Square End Pulls					
Part	CTC	Grip Size	Stock PC/ 10BE/BSP	32D/630	32/629
RM6420	12"	3/4" x 3/4"	800	624	700
	24"	3/4" x 3/4"	1,258	1,025	1,149
	36"	3/4" x 3/4"	1,686	1,428	1,599
	48"	3/4" x 3/4"	2,118	1,830	2,049



Offset Rectangular End Pulls					
Part	CTC	Grip Size	Stock PC/ 10BE/BSP	32D/630	32/629
RM6430	12"	3/4" x 1 1/2"	928	743	833
	24"	3/4" x 1 1/2"	1,315	1,080	1,212
	36"	3/4" x 1 1/2"	1,679	1,418	1,590
	48"	3/4" x 1 1/2"	2,040	1,758	1,967
	60"	3/4" x 1 1/2"	2,401	2,095	2,346
	72"	3/4" x 1 1/2"	2,763	2,433	2,724
	84"	3/4" x 1 1/2"	3,126	2,771	3,103
	96"	3/4" x 1 1/2"	3,487	3,108	3,481

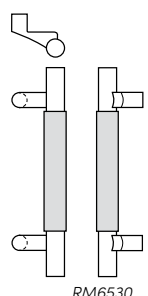
• Order form available on website.

Leather - Small Pulls for Cabinets, Casework & Closet Doors



RM6500

Straight Surface Wrapped - Flat Ends							
Part	Max OA	Dia.	3/605 4/606	10/612 10B/613	Stock PC/ 10BE/BSP	32D/630	32/629
RM6500-4	5 7/8"	1/2"	229	247	243	162	172
RM6500-5	6 7/8"	1/2"	244	263	255	173	186
RM6510-5	6 7/8"	5/8"	280	303	291	205	222
RM6510-6	7 7/8"	5/8"	314	341	323	236	252

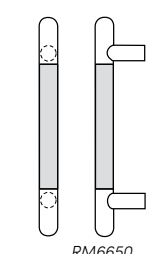


RM6530

Offset Surface Wrapped - Flat Ends							
RM6530-5	7"	5/8"			377	264	284
RM6530-6	8"	5/8"			411	292	314

Straight Surface Wrapped - Round Ends							
RM6540-4	5 7/8"	1/2"	251	272	264	182	195
RM6540-5	6 7/8"	1/2"	269	293	279	197	209
RM6550-5	7"	5/8"	306	331	315	229	242
RM6550-6	8"	5/8"	340	365	365	255	273

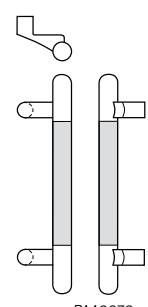
Offset Surface Wrapped - Round Ends							
RM6570-5	7"	5/8"			403	286	233
RM6570-6	8"	5/8"			438	315	270



RM6650

Straight Flush Wrapped - Flat Ends							
RM6610-5	6 7/8"	5/8"	314	341	304	217	233
RM6610-6	7 7/8"	5/8"	353	383	383	253	270

Offset Flush Wrapped - Flat Ends							
RM6630-5	6 7/8"	5/8"			393	264	284
RM6630-6	7 7/8"	5/8"			435	301	322



RM6670

Straight Flush Wrapped - Round Ends							
RM6650-5	6 7/8"	5/8"	332	355	319	233	248
RM6650-6	7 7/8"	5/8"	372	404	396	268	287

Offset Flush Wrapped - Round Ends							
RM6670-5	6 7/8"	5/8"			411	280	298
RM6670-6	7 7/8"	5/8"			448	315	335

Straight Full Wrapped - Flat Ends							
RM6700-4	5 7/8"	1/2"	262	281	280	208	224
RM6700-5	6 7/8"	1/2"	295	316	317	236	252
RM6710-5	6 7/8"	5/8"	321	348	348	258	279
RM6710-6	7 7/8"	5/8"	361	388	388	292	314

Offset Full Wrapped - Flat Ends							
RM6730-5	6 7/8"	5/8"			407	305	326
RM6730-6	7 7/8"	5/8"			446	339	363

- Any size made to order.
- Specify leather type and color.

NeoCylinder - with or without GripZone

Straight Pulls without GripZone					
Part	CTC	Dia.	Stock PC/10BE/BSP	32D/630	32/629
RM7101*	12"	1 ¼"	560	415	512
	16"	1 ¼"	582	437	534
	24"	1 ¼"	626	481	578
	36"	1 ¼"	692	547	644
RM7210	12"	1 ¼"	521	381	426
	24"	1 ¼"	590	445	500
	36"	1 ¼"	657	510	571
Offset Pulls without GripZone					
RM7220	12"	1 ¼"	572	432	482
	24"	1 ¼"	641	496	555
	36"	1 ¼"	711	561	628
Straight Pulls with GripZone					
RM7230	12"	1 ¼"			568
	24"	1 ¼"			642
	36"	1 ¼"			715
Offset Pulls with GripZone					
RM7240	12"	1 ¼"			617
	24"	1 ¼"			691
	36"	1 ¼"			764
Push Bar without GripZone					
RM7212	Up to 36"	1 ¼"	657	510	571
Push Bar with GripZone					
RM7232	Up to 36"	1 ¼"			715

• Add \$6.80/in. over 36".

• *RM7101 not available over 36".

NeoMitre - with or without GripZone

Straight Pulls without GripZone					
Part	CTC	Dia.	Stock PC/10BE/BSP	32D/630	32/629
RM7300	12"	1"	550	412	461
	24"	1"	645	501	561
	36"	1"	766	589	660
RM7310	12"	1 ¼"	740	564	632
	24"	1 ¼"	795	616	689
	36"	1 ¼"	849	666	747
RM7320	12"	1 ½"	852	669	749
	24"	1 ½"	908	722	810
	36"	1 ½"	963	776	867
Offset Pulls without GripZone					
RM7330	12"	1"	602	461	516
	24"	1"	694	549	615
	36"	1"	819	638	715
RM7340	12"	1 ¼"	793	611	686
	24"	1 ¼"	846	664	743
	36"	1 ¼"	901	716	802
RM7350	12"	1 ½"	904	719	804
	24"	1 ½"	959	773	864
	36"	1 ½"	1,014	823	921
Push Bars without GripZone					
RM7302	Up to 36"	1"	766	589	660
RM7312	Up to 36"	1 ¼"	849	666	747
RM7322	Up to 36"	1 ½"	963	776	867

• Add \$6.80/in. over 36".

• Order form available on website under RM7101, RM7210, RM7220, RM7230, RM7240, RM7300, RM7310, RM7320, RM7330, RM7340, RM7350, RM7400, RM7410, RM7420, RM7430, RM7440, RM7450.

NOTE: Post location on push bars can be located ½" from end for narrow & medium stile doors and 1" from end for flush and wide stile doors.

Straight Pulls with GripZone			
Part	CTC	Dia.	32/629
RM7400	12"	1"	600
	24"	1"	699
	36"	1"	798
RM7410	12"	1 ¼"	771
	24"	1 ¼"	828
	36"	1 ¼"	885
RM7420	12"	1 ½"	888
	24"	1 ½"	948
	36"	1 ½"	1,007
Offset Pulls with GripZone			
RM7430	12"	1"	654
	24"	1"	753
	36"	1"	855
RM7440	12"	1 ¼"	824
	24"	1 ¼"	883
	36"	1 ¼"	941
RM7450	12"	1 ½"	943
	24"	1 ½"	1,002
	36"	1 ½"	1,063
Push Bars with GripZone			
RM7402	Up to 36"	1"	798
RM7412	Up to 36"	1 ¼"	885
RM7422	Up to 36"	1 ½"	1,007

ROCKWOOD

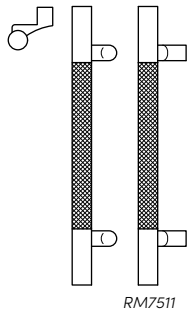
ASSA ABLOY

Experience a safer
and more open world

USA & Canada Prices Effective March 1, 2024
Check the websites for the most updated product information.

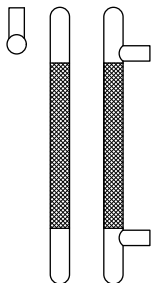
USA: 800 458 2424 • www.rockwoodmfg.com | Canada: 800 461 3007 • www.assaabloydss.ca
Copyright © 2021-2024, ASSA ABLOY Accessories and Door Controls Group, Inc. All rights reserved. Reproduction in whole or in part without the express written permission of ASSA ABLOY Accessories and Door Controls Group, Inc. is prohibited.

Knurled Series Pulls



RM7511

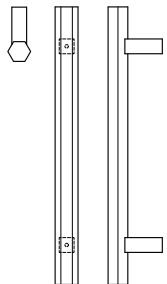
Straight Pulls – Flat Ends					
Part	Max OA	Diameter	4/606	Stock PC/10BE/BSP	32D/630
RM7501	12"	1 ¼"	577	409	292
	24"	1 ¼"	603	435	318
	36"	1 ¼"	633	466	349
Offset Pulls – Flat Ends					
RM7511	12"	1 ¼"	613	445	328
	24"	1 ¼"	639	471	354
	36"	1 ¼"	670	502	384
Straight Pulls – Round Ends					
RM7521	12"	1 ¼"	680	461	338
	24"	1 ¼"	706	486	364
	36"	1 ¼"	736	518	395
Offset Pulls – Round Ends					
RM7531	12"	1 ¼"	716	497	374
	24"	1 ¼"	742	523	400
	36"	1 ¼"	773	554	431



RM7521

Order form available. Two tone finish options available. Ends and Post will match finish. Finish listed above is for knurled section.

GeoMetek – Hex Pulls

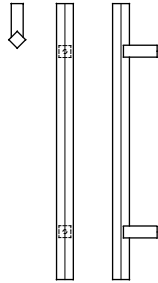


RM7700

Flat End – Square Post					
Part	Max OA	Grip	Stock PC/10BE/BSP	32D/630	32/629
RM7700	12"	1"	633	453	507
	24"	1"	719	504	565
	36"	1"	780	556	621
	48"	1"	838	606	679
	60"	1"	897	657	
	72"	1"	955	707	
	84"	1"	1,014	757	
	96"	1"	1,072	810	

- Add \$10.20/in. over 96".
- Order form available on website.

GeoMetek - Diamond Pulls



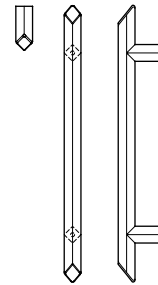
RM7800

Flat End - Square Post					
Part	Max OA	Grip	Stock PC/10BE/BSP	32D/630	32/629
RM7800	12"	3/4" x 3/4"	538	365	406
	24"	3/4" x 3/4"	594	414	464
	36"	3/4" x 3/4"	654	465	520
	48"	3/4" x 3/4"	740	515	576
RM7840	12"	1" x 1"	592	401	448
	24"	1" x 1"	654	455	510
	36"	1" x 1"	718	511	572
	48"	1" x 1"	814	566	634

Flat End - Diamond Post					
RM7805	12"	3/4" x 3/4"	572	394	442
	24"	3/4" x 3/4"	630	446	498
	36"	3/4" x 3/4"	690	496	557
	48"	3/4" x 3/4"	777	547	611
RM7845	12"	1" x 1"	630	434	487
	24"	1" x 1"	692	490	548
	36"	1" x 1"	759	546	612
	48"	1" x 1"	855	602	672

Flat End - Offset Post					
RM7825	12"	3/4" x 3/4"	615	436	488
	24"	3/4" x 3/4"	673	487	543
	36"	3/4" x 3/4"	734	537	603
	48"	3/4" x 3/4"	820	588	657
RM7860	12"	1" x 1"	646	457	511
	24"	1" x 1"	707	510	570
	36"	1" x 1"	770	564	632
	48"	1" x 1"	861	617	690

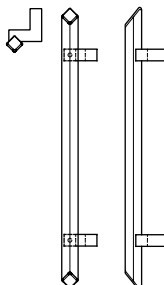
Diamond End - Square Post					
RM7810	12"	3/4" x 3/4"	745	519	601
	24"	3/4" x 3/4"	804	570	638
	36"	3/4" x 3/4"	864	621	698
	48"	3/4" x 3/4"	924	672	752
RM7850	12"	1" x 1"	820	571	660
	24"	1" x 1"	885	626	702
	36"	1" x 1"	951	684	768
	48"	1" x 1"	1,015	739	827



RM7815

Diamond End - Diamond Post					
RM7815	12"	3/4" x 3/4"	783	552	617
	24"	3/4" x 3/4"	840	602	674
	36"	3/4" x 3/4"	901	654	732
	48"	3/4" x 3/4"	957	703	787
RM7855	12"	1" x 1"	862	608	678
	24"	1" x 1"	926	661	742
	36"	1" x 1"	990	720	805
	48"	1" x 1"	1,054	773	867

Diamond End - Offset Post					
RM7835	12"	3/4" x 3/4"	827	593	662
	24"	3/4" x 3/4"	884	643	721
	36"	3/4" x 3/4"	944	694	777
	48"	3/4" x 3/4"	1,001	743	833
RM7865	12"	1" x 1"	867	623	696
	24"	1" x 1"	928	674	756
	36"	1" x 1"	990	729	817
	48"	1" x 1"	1,052	780	874



RM7835

- Add \$10.20/in. over 48".
- Order form available on website.

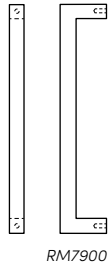
ROCKWOOD
ASSA ABLOY

Experience a safer
and more open world

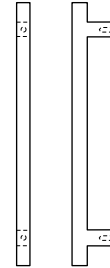
USA & Canada Prices Effective March 1, 2024
Check the websites for the most updated product information.

USA: 800 458 2424 • www.rockwoodmfg.com | Canada: 800 461 3007 • www.assaabloydss.ca
Copyright © 2021-2024, ASSA ABLOY Accessories and Door Controls Group, Inc. All rights reserved. Reproduction in whole or in part without the express written permission of ASSA ABLOY Accessories and Door Controls Group, Inc. is prohibited.

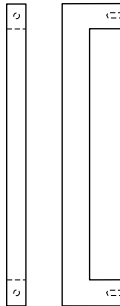
GeoMetek - Narrow Profile Pulls



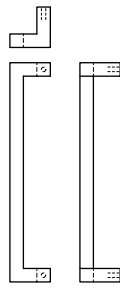
RM7900



RM7902



RM7910



RM7920

Straight Square End Pulls					
Part	CTC	Grip Size	Stock PC/10BE/BSP	32D/630	32/629
RM7900	12"	¾" x ¾"	354	241	271
	24"	¾" x ¾"	459	292	328
	36"	¾" x ¾"	519	343	384
	48"	¾" x ¾"	579	396	443
RM7907	12"	1" x 1"	390	267	298
	24"	1" x 1"	504	322	359
	36"	1" x 1"	569	377	423
	48"	1" x 1"	635	436	488
RM7940	12"	1 ¼" x 1 ¼"	474	306	343
	24"	1 ¼" x 1 ¼"	542	366	407
	36"	1 ¼" x 1 ¼"	611	423	474
	48"	1 ¼" x 1 ¼"	677	482	537

Straight Square Bridge Pulls					
Part	Max OA	Grip Size	Stock PC/10BE/BSP	32D/630	32/629
RM7902	12"	¾" x ¾"	463	298	333
	24"	¾" x ¾"	522	347	390
	36"	¾" x ¾"	582	399	447
	48"	¾" x ¾"	639	448	501
RM7917	12"	1" x 1"	511	329	369
	24"	1" x 1"	573	382	427
	36"	1" x 1"	639	439	491
	48"	1" x 1"	704	492	552

Straight Rectangular End Pulls					
Part	CTC	Grip Size	Stock PC/10BE/BSP	32D/630	32/629
RM7910	12"	¾" x 1 ½"	442	280	313
	24"	¾" x 1 ½"	684	486	543
	36"	¾" x 1 ½"	954	692	775
	48"	¾" x 1 ½"	1,191	897	1,006

Straight Rectangular Bridge Pulls					
Part	Max OA	Grip Size	Stock PC/10BE/BSP	32D/630	32/629
RM7912	12"	¾" x 1 ½"	504	332	372
	24"	¾" x 1 ½"	775	538	604
	36"	¾" x 1 ½"	1,015	744	834
	48"	¾" x 1 ½"	1,256	951	1,064

Offset Pulls					
Part	CTC	Grip Size	Stock PC/10BE/BSP	32D/630	32/629
RM7920	12"	¾" x ¾"	446	282	315
	24"	¾" x ¾"	500	329	369
	36"	¾" x ¾"	557	377	422
	48"	¾" x ¾"	612	424	475
RM7927	12"	1" x 1"	492	310	347
	24"	1" x 1"	550	360	404
	36"	1" x 1"	612	415	465
	48"	1" x 1"	674	466	522
RM7930	12"	¾" x 1 ½"	501	330	370
	24"	¾" x 1 ½"	761	526	589
	36"	¾" x 1 ½"	990	724	811
	48"	¾" x 1 ½"	1,220	919	1,030

- Add \$10.20/in over 48".
- MP (Mid-Post) - Add \$80 each. (Recommended for maximum rigidity on long door pulls. See page 5 for guidelines.)
- Order form available on website.

USA & Canada Prices Effective March 1, 2024

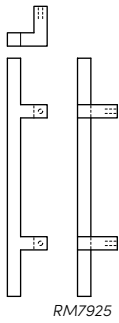
Check the websites for the most updated product information.

USA: 800 458 2424 • www.rockwoodmfg.com | Canada: 800 461 3007 • www.assaabloydss.ca

Copyright © 2021-2024, ASSA ABLOY Accessories and Door Controls Group, Inc. All rights reserved. Reproduction in whole or in part without the express written permission of ASSA ABLOY Accessories and Door Controls Group, Inc. is prohibited.

ROCKWOOD
ASSA ABLOY

Experience a safer
and more open world

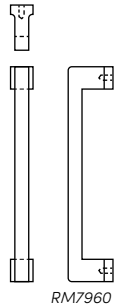


RM7925

GeoMetek - Narrow Profile Pulls (con't)

Offset Square Bridge Pull					
Part	Max OA	Grip Size	Stock PC/10BE/BSP	32D/630	32/629
RM7925	12"	¾" x ¾"	506	339	380
	24"	¾" x ¾"	564	388	436
	36"	¾" x ¾"	623	440	492
	48"	¾" x ¾"	709	489	547
RM7937	12"	1" x 1"	531	356	400
	24"	1" x 1"	592	407	457
	36"	1" x 1"	655	461	517
	48"	1" x 1"	743	514	575

Offset Rectangular Bridge Pull					
Part	Max OA	Grip Size	Stock PC/10BE/BSP	32D/630	32/629
RM7935	12"	¾" x 1 ½"	545	373	418
	24"	¾" x 1 ½"	814	578	649
	36"	¾" x 1 ½"	1,056	786	880
	48"	¾" x 1 ½"	1,323	991	1,111



RM7960

Straight Rectangular End Stepped Post Pull					
Part	CTC	Grip Size	Stock PC/10BE/BSP	32D/630	32/629
RM7960	12"	¾" x ¾"	504	332	372
	24"	¾" x ¾"	570	390	437
	36"	¾" x ¾"	637	446	498
	48"	¾" x ¾"	734	503	564

- Add \$10.20/in over 48".
- MP (Mid-Post) - Add \$80 each. (Recommended for maximum rigidity on long door pulls. See page 5 for guidelines.)
- Order form available on website.

Straight Rectangular End Stepped Post Cast Pull					
Part	CTC	Grip Size	3/605 4/606	10B/613	15/619
RM7960	12"	¾" x ¾"	487	500	534

- Order form available on website.

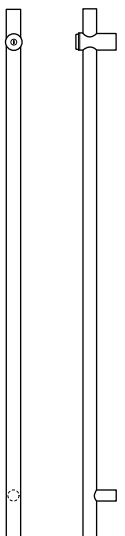
ROCKWOOD
ASSA ABLOY

Experience a safer
and more open world

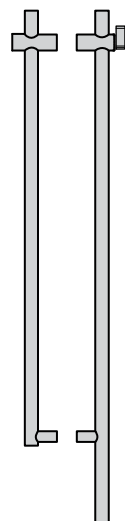
USA & Canada Prices Effective March 1, 2024
Check the websites for the most updated product information.

USA: 800 458 2424 • www.rockwoodmfg.com | Canada: 800 461 3007 • www.assaabloydss.ca
Copyright © 2021-2024, ASSA ABLOY Accessories and Door Controls Group, Inc. All rights reserved. Reproduction in whole or in part without the express written permission of ASSA ABLOY Accessories and Door Controls Group, Inc. is prohibited.

Locking Door Pulls



LP3301DBD



LP3305DBD

PostMount - Round							
Part	Description	3/605 4/606	Stock PC/ 10BE/BSP	10B/613 10BL/614	32D/630	32/629	Translucent PC/4E
LP3301DBD	Half Height Pull - Bolts Down	2,240	1,813	2,419	1,214	1,357	1,994
LP3301DBU	Half Height Pull - Bolts Up	2,458	1,933	2,654	1,309	1,466	2,127
LP3301FHD	Full Height Pull - Bolts Down	2,718	2,048	2,940	1,401	1,571	2,253
LP3301FHU	Full Height Pull - Bolts Up	2,983	2,185	3,223	1,513	1,695	2,403
LP3301FHB	Full Height Pull - Bolts Up and Down	3,285	2,512	3,546	1,777	1,993	2,763
Horizontal Push/Pull Bar Option - Half Height - Bolts Down (DBD)							
LP3301DBDBEPB	Bent End Both Sides	2,979	2,309	3,217	1,669	1,806	2,540
LP3301DBDBEPT	Bent End Thumbturn Side - Mating Side Vertical	2,610	2,062	2,819	1,413	1,583	2,268
LP3301DBDBEPC	Bent End Cylinder Side - Mating Side Vertical	2,610	2,062	2,819	1,413	1,583	2,268
LP3301DBDPMPB	Post Mount Both Sides	3,268	2,464	3,532	1,739	1,949	2,711
LP3301DBDPMPT	Post Mount Thumbturn Side - Mating Side Vertical	2,863	2,198	3,092	1,523	1,708	2,418
LP3301DBDPMPC	Post Mount Cylinder Side - Mating Side Vertical	2,863	2,198	3,092	1,523	1,708	2,418
Horizontal Push/Pull Bar Option - Half Height - Bolts Up (DBU)							
LP3301DBUBEPB	Bent End Both Sides	2,979	2,309	3,217	1,669	1,806	2,540
LP3301DBUBEPT	Bent End Thumbturn Side - Mating Side Vertical	2,610	2,062	2,819	1,413	1,583	2,268
LP3301DBUBEPC	Bent End Cylinder Side - Mating Side Vertical	2,610	2,062	2,819	1,413	1,583	2,268
LP3301DBUPMPB	Post Mount Both Sides	3,268	2,464	3,532	1,739	1,949	2,711
LP3301DBUPMPT	Post Mount Thumbturn Side - Mating Side Vertical	2,863	2,198	3,092	1,523	1,708	2,418
LP3301DBUPMPC	Post Mount Cylinder Side - Mating Side Vertical	2,863	2,198	3,092	1,523	1,708	2,418
Horizontal Push/Pull Bar Option - Full Height - Bolts Up (FHU)							
LP3301FHUBEPT	Bent End Thumbturn Side - Mating Side Vertical	3,353	2,434	3,623	1,713	1,921	2,678
LP3301FHUBEPC	Bent End Cylinder Side - Mating Side Vertical	3,353	2,434	3,623	1,713	1,921	2,678
LP3301FHUPMPT	Post Mount Thumbturn Side - Mating Side Vertical	3,606	2,571	3,894	1,821	2,046	2,828
LP3301FHUPMPC	Post Mount Cylinder Side - Mating Side Vertical	3,606	2,571	3,894	1,821	2,046	2,828
Round - 10" Clearance on Cylinder Side							
LP3305DBD	Round Half Height Pull - Bolts Down / Minimum of 10" Clearance on Keyside of Pull	2,289	1,863	2,468	1,261	1,403	2,049
LP3305FHD	Full Height Pull - Bolts Down	2,777	2,104	2,997	1,454	1,623	2,314
LP3305FHU	Full Height Pull - Bolts Up	3,047	2,243	3,287	1,568	1,751	2,467
LP3305FHB	Full Height Pull - Bolts Up and Down	3,355	2,580	3,615	1,843	2,056	2,838
Horizontal Push/Pull Bar Option - 10" Clearance on Cylinder Side							
Part	Description	3/605 4/606	StockPC 10BE	10B/613 10BL/614	32D/630	32/629	Translucent PC/4E
LP3305DBDBEPB	Bent End Both Sides	3,028	2,359	3,265	1,661	1,852	2,595
LP3305DBDBEPT	Bent End Thumbturn Side - Mating Side Vertical	2,658	2,112	2,866	1,461	1,629	2,324
LP3305DBDBEPC	Bent End Cylinder Side - Mating Side Vertical	2,658	2,112	2,866	1,461	1,629	2,324
LP3305DBDPMPB	Post Mount Both Sides	3,317	2,515	3,579	1,786	1,995	2,767
LP3305DBDPMPT	Post Mount Thumbturn Side - Mating Side Vertical	2,912	2,249	3,140	1,571	1,752	2,474
LP3305DBDPMPC	Post Mount Cylinder Side - Mating Side Vertical	2,912	2,249	3,140	1,571	1,752	2,474

- DBD and DBU priced as 51" overall. Add \$13/in. over 96" long for full height or 51" long for half height.
- Horizontal Push/Pull Option, add \$13/in. over 36".
- Order form available when ordering LP3301 and LP3305.

LP3305 has a minimum of 10" clearance on the keyside to reduce interference with mobility devices. Product comes standard with ADA thumbturn.

USA & Canada Prices Effective March 1, 2024

Check the websites for the most updated product information.

USA: 800 458 2424 • www.rockwoodmfg.com | Canada: 800 461 3007 • www.assaabloydss.ca

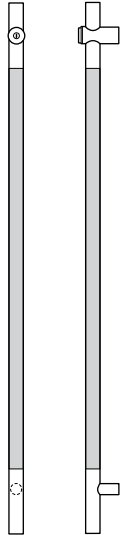
Copyright © 2021-2024, ASSA ABLOY Accessories and Door Controls Group, Inc. All rights reserved. Reproduction in whole or in part without the express written permission of ASSA ABLOY Accessories and Door Controls Group, Inc. is prohibited.

ROCKWOOD

ASSA ABLOY

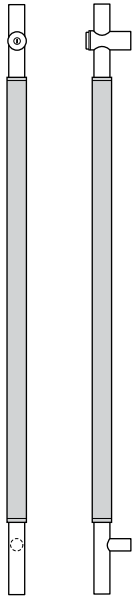
Experience a safer
and more open world

Locking Door Pulls (con't)



LP3401DBD

NeoTek with GripZone - Round			
Part	Description	3/605	32/629
LP3401DBD	Half Height Pull - Bolts Down	2,401	1,458
LP3401DBU	Half Height Pull - Bolts Up	2,634	1,571
LP3401FHD	Full Height Pull - Bolts Down	2,880	1,681
LP3401FHU	Full Height Pull - Bolts Up	3,159	1,814
LP3401FHB	Full Height Pull - Bolts Up and Down	3,463	2,077
Horizontal Push/Pull Bar Option - Half Height - Bolts Down (DBD)			
LP3401DBDBEPB	Bent End Both Sides	3,192	1,938
LP3401DBDBEPT	Bent End Thumbturn Side - Mating Side Vertical	2,796	1,698
LP3401DBDBEPC	Bent End Cylinder Side - Mating Side Vertical	2,796	1,698
LP3401DBDPMPB	Post Mount Both Sides	3,192	1,938
LP3401DBDPMPT	Post Mount Thumbturn Side - Mating Side Vertical	2,796	1,698
LP3401DBDPMPC	Post Mount Cylinder Side - Mating Side Vertical	2,796	1,698
Horizontal Push/Pull Bar Option - Half Height - Bolts Up (DBU)			
LP3401DBUBEPB	Bent End Both Sides	3,503	2,090
LP3401DBUBEPT	Bent End Thumbturn Side - Mating Side Vertical	3,068	1,831
LP3401DBUBEPC	Bent End Cylinder Side - Mating Side Vertical	3,068	1,831
LP3401DBUPMPB	Post Mount Both Sides	3,503	2,090
LP3401DBUPMPT	Post Mount Thumbturn Side - Mating Side Vertical	3,068	1,831
LP3401DBUPMPC	Post Mount Cylinder Side - Mating Side Vertical	3,068	1,831



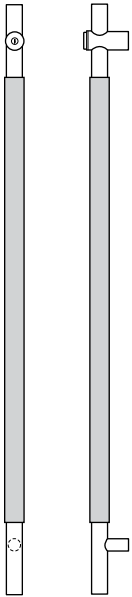
LP6061DBD

English Bridle Leather Wrapped - Round							
Part	Description	3/605 4/606	Stock PC/ 10BE/BSP	10B/613 10BL/614	32D/630	32/629	Translucent PC/4E
LP6061DBD	Half Height Pull - Bolts Down	6,238	5,449	6,736	4,798	5,374	5,995
LP6061DBU	Half Height Pull - Bolts Up	6,454	5,568	6,971	4,905	5,469	6,125
LP6061FHD	Full Height Pull - Bolts Down	7,941	7,015	8,576	6,217	6,962	7,717
LP6061FHU	Full Height Pull - Bolts Up	8,205	7,151	8,860	6,341	7,073	7,866
LP6061FHB	Full Height Pull - Bolts Up and Down	8,508	7,479	9,185	6,637	7,337	8,227
Horizontal Push/Pull Bar Option - Half Height - Bolts Down (DBD)							
LP6061DBDBEPB*	Bent End Both Sides	8,102	6,495	8,750	5,747	6,391	7,145
LP6061DBDBEPT*	Bent End Thumbturn Side - Mating Side Vertical	7,168	5,972	7,743	5,273	5,881	6,569
LP6061DBDBEPC*	Bent End Cylinder Side - Mating Side Vertical	7,168	5,972	7,743	5,273	5,881	6,569
LP6061DBDPMPB*	Post Mount Both Sides	8,102	6,495	8,750	5,747	6,391	7,145
LP6061DBDPMPT*	Post Mount Thumbturn Side - Mating Side Vertical	7,168	5,972	7,743	5,273	5,881	6,569
LP6061DBDPMPC*	Post Mount Cylinder Side - Mating Side Vertical	7,168	5,972	7,743	5,273	5,881	6,569

- DBD and DBU priced as 51" overall, add \$13/in. over 96" long for full height or 51" long for half height.
- Horizontal Push/Pull Option, add \$13/in. over 36".
- Order form available when ordering LP3401.

*Price includes up to 42" of English Bridle Leather on vertical. Other options available upon request.

Locking Door Pulls (con't)




LP6161DBD

Horizontal Push/Pull Bar Option - Half Height - Bolts Up (DBU)							
Part	Description	3/605 4/606	Stock PC/ 10BE/BSP	10B/613 10BL/614	32D/630	32/629	Translucent PC/4E
LP6061DBUBEPB*	Bent End Both Sides	8,320	6,615	8,985	5,855	6,484	7,276
LP6061DBUBEPT*	Bent End Thumbturn Side - Mating Side Vertical	7,386	6,092	7,979	5,380	5,976	6,702
LP6061DBUBEPC*	Bent End Cylinder Side - Mating Side Vertical	7,386	6,092	7,979	5,380	5,976	6,702
LP6061DBUPMPB*	Post Mount Both Sides	8,320	6,615	8,985	5,855	6,484	7,276
LP6061DBUPMPT*	Post Mount Thumbturn Side - Mating Side Vertical	7,386	6,092	7,979	5,380	5,976	6,702
LP6061DBUPMPC*	Post Mount Cylinder Side - Mating Side Vertical	7,386	6,092	7,979	5,380	5,976	6,702
PostMount Upholstery Leather Wrapped - Round							
LP6161DBD	Half Height Pull - Bolts Down	6,115	5,337	6,603	4,697	5,261	5,872
LP6161DBU	Half Height Pull - Bolts Up	6,332	5,458	6,840	4,805	5,357	6,003
LP6161FHD	Full Height Pull - Bolts Down	7,544	6,602	8,147	5,843	6,545	7,263
LP6161FHU	Full Height Pull - Bolts Up	7,806	6,738	8,432	5,966	6,654	7,412
LP6161FHB	Full Height Pull - Bolts Up and Down	8,108	7,065	8,754	6,264	6,918	7,772
Horizontal Push/Pull Bar Option - Half Height - Bolts Down (DBD)							
LP6161DBDBEPB*	Bent End Both Sides	7,901	6,368	8,534	5,632	6,262	7,005
LP6161DBDBEPT*	Bent End Thumbturn Side - Mating Side Vertical	7,008	5,855	7,567	5,199	5,730	6,441
LP6161DBDBEPC*	Bent End Cylinder Side - Mating Side Vertical	7,008	5,855	7,567	5,199	5,730	6,441
LP6161DBDPMPB*	Post Mount Both Sides	7,901	6,368	8,534	5,632	6,262	7,005
LP6161DBDPMPT*	Post Mount Thumbturn Side - Mating Side Vertical	7,008	5,855	7,567	5,199	5,730	6,441
LP6161DBDPMPC*	Post Mount Cylinder Side - Mating Side Vertical	7,008	5,855	7,567	5,199	5,730	6,441
Horizontal Push/Pull Bar Option - Half Height - Bolts Up (DBU)							
LP6161DBUBEPB*	Bent End Both Sides	8,118	6,488	8,768	5,740	6,358	7,137
LP6161DBUBEPT*	Bent End Thumbturn Side - Mating Side Vertical	7,224	5,974	7,804	5,305	5,826	6,571
LP6161DBUBEPC*	Bent End Cylinder Side - Mating Side Vertical	7,224	5,974	7,804	5,305	5,826	6,571
LP6161DBUPMPB*	Post Mount Both Sides	8,118	6,488	8,768	5,740	6,358	7,137
LP6161DBUPMPT*	Post Mount Thumbturn Side - Mating Side Vertical	7,224	5,974	7,804	5,305	5,826	6,571
LP6161DBUPMPC*	Post Mount Cylinder Side - Mating Side Vertical	7,224	5,974	7,804	5,305	5,826	6,571

- DBD and DBU priced as 51" overall, add \$13/in. over 96" long for full height or 51" long for half height.
- *Price includes up to 42" of English Bridle or Upholstery Leather on vertical.
- Other options available upon request.

Locking Door Pulls (con't)

GeoMetek Upholstery Leather Wrapped - Square							
Part	Description	3/605 4/606	Stock PC/ 10BE/BSP	10B/613 10BL/614	32D/630	32/629	Translucent PC/4E
LP6440DBD	Half Height Pull - Bolts Down		5,609		4,943	5,535	6,170
LP6440DBU	Half Height Pull - Bolts Up		5,729		5,051	5,631	6,302
LP6440FHD	Full Height Pull - Bolts Down		6,872		6,086	6,816	7,560
LP6440FHU	Full Height Pull - Bolts Up		7,009		6,213	6,927	7,710
LP6440FHB	Full Height Pull - Bolts Up and Down		7,336		6,510	7,191	8,070
GeoMetek - Square							
LP7901DBD	Half Height Pull - Bolts Down		1,920		1,456	1,557	2,112
LP7901DBU	Half Height Pull - Bolts Up		2,045		1,567	1,678	2,250
LP7901FHD	Full Height Pull - Bolts Down		2,175		1,683	1,801	2,392
LP7901FHU	Full Height Pull - Bolts Up		2,318		1,816	1,942	2,550
LP7901FHB	Full Height Pull - Bolts Up and Down		2,668		2,132	2,281	2,935
MegaTek Dummy Pull - Round							
DP3301DBD	Half Height Pull - Bolts Down	1,758	1,386	1,899	971	1,038	1,525
DP3301DBU	Half Height Pull - Bolts Up	1,758	1,386	1,899	971	1,038	1,525
DP3301FHD	Full Height Pull - Bolts Down	2,401	1,710	2,593	1,264	1,351	1,881
DP3301FHU	Full Height Pull - Bolts Up	2,401	1,710	2,593	1,264	1,351	1,881
NeoTek with GripZone Dummy Pull - Round							
DP3401DBD	Half Height Pull - Bolts Down	1,883				1,164	
DP3401DBU	Half Height Pull - Bolts Up	1,883				1,164	
DP3401FHD	Full Height Pull - Bolts Down	2,541				1,513	
DP3401FHU	Full Height Pull - Bolts Up	2,541				1,513	
GeoMetek Dummy Pull - Square							
DP7901DBD	Half Height Pull - Bolts Down		1,598		1,162	1,243	1,757
DP7901DBU	Half Height Pull - Bolts Up		1,598		1,162	1,243	1,757
DP7901FHD	Full Height Pull - Bolts Down		1,987		1,515	1,623	2,186
DP7901FHU	Full Height Pull - Bolts Up		1,987		1,515	1,623	2,186

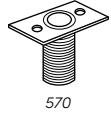
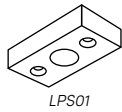


LP7901DBD

• DBD and DBU priced as 51" overall, add \$13/in. over 96" long for full height or over 51" long for half height.

NOTE: Square Locking Pulls only available in stainless steel finishes.

Locking Door Pull Accessories



Part	Description	Stock PC/ 10BE/BSP	28/628	32D/630	32/629	Translucent PC/4E			
LPS01	Top Strike - 3/4" x 1 1/2" x 3"	52	46.50	81	89	57			
LPS02	Top Strike - w/Rubber Stop - 3/4" x 2 1/2" x 3"	52	46.50	81	89	57			
LPS03	Top Strike - Stainless Steel - .050" x 1 1/8" x 2 1/4"	52		37	42	57			
LPS04	Transom Strike - 1 1/4"D x 4 1/2"H	166		111	122	182			
LPS05	Transom Strike - 1 1/4"SQ x 4 1/2"H	193		127	144	212			
LPS06	Mortised Header Strike 2" Dia.	195		128	145	214			
LPS07	Top Inswinging Strike	215		188	211	237			
LPS12	Top Strike - w/Adjustable Stops - 3/4" x 1 1/2" x 3"	147		98	111	161			
Part	Description	3/605	4/606	10/612	10B/613	10BE/BSP	15/619	26D/626	26/625
570	Dust Proof Strike	27	25.10	28	28	45.40	32.80	21.20	27.10
Part	Description	3/605 4/606	10/612 10BL/614	Stock PC/ 10BE/BSP	26/625 26D/626	32D/630	Translucent PC/4E		
RM850	Floor Mounted Stop 1 1/2" Projection	33	35	51	33	39	56		
RM851	Floor Mounted Stop 2 1/2" Projection	70	77	75	70	60	82		
Part	Description	3/605 4/606	Stock PC/ 10BE/BSP	32D/630	Translucent PC/4E				
ADA (suffix)	ADA Large Thumbturn - 1 13/16" Projection	53	51	48	56				

NOTE: Thumbturn design differs between the round and square versions.

NOTE: If the 09 cylinder is specified, an add-on charge will be applied.

- Order form available for LPS07.

Door Pull Accessories

Part	Description	3/605 4/606	Stock PC/ 10BE/BSP	10B/613	32D/630	32/629
DGBKIT	Double Glazed Door Bushing Kit for Glass Doors	101	106	109	86	97

Locking Door Pull with Flat Latch

Part	Description	Stock PC/ 10BE/BSP	32D/630	32/629	Translucent PC/4E
FL3301DBU	Half Height Pull - Bolts Up	7,034	4,953	5,696	7,738
FL3301FHU	Full Height Pull - Bolts Up	7,106	5,300	6,095	7,817
Horizontal Push/Pull Bar Option - Half Height - Bolts Up (DBU)					
FL3301DBUBEPB	Bent End Both Sides	7,382	5,260	6,041	8,120
FL3301DBUBEPT	Bent End Thumbturn Side - Mating Side Vertical	7,153	5,059	5,814	7,868
FL3301DBUBEPC	Bent End Cylinder Side - Mating Side Vertical	7,153	5,059	5,814	7,868
FL3301DBUPMPB	Post Mount Both Sides	7,527	5,388	6,184	8,279
FL3301DBUPMPT	Post Mount Thumbturn Side - Mating Side Vertical	7,278	5,169	5,939	8,006
FL3301DBUPMPC	Post Mount Cylinder Side - Mating Side Vertical	7,278	5,169	5,939	8,006
Horizontal Push/Pull Bar Option - Full Height - Bolts Up (FHU)					
FL3301FHUBEPT	Bent End Thumbturn Side - Mating Side Vertical	7,225	5,407	6,213	7,948
FL3301FHUBEPC	Bent End Cylinder Side - Mating Side Vertical	7,225	5,407	6,213	7,948
FL3301FHUPMPT	Post Mount Thumbturn Side - Mating Side Vertical	7,351	5,516	6,337	8,085
FL3301FHUPMPC	Post Mount Cylinder Side - Mating Side Vertical	7,351	5,516	6,337	8,085

- DBU priced as 51" overall. FHU priced as 96" overall, add \$13/in. for over 51" long for half height or over 96" long for full height.
- Horizontal Push/Pull Option, add \$13/in. over 36".
- For the 09 cylinder there is a \$58 add-on price.
- ADA Thumbturn is standard, no additional charge.
- See page 69 for strike options.
- Order form available when ordering FL3301.

USA & Canada Prices Effective March 1, 2024

Check the websites for the most updated product information.

USA: 800 458 2424 • www.rockwoodmfg.com | Canada: 800 461 3007 • www.assaabloydss.ca

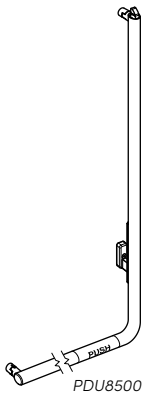
Copyright © 2021-2024, ASSA ABLOY Accessories and Door Controls Group, Inc. All rights reserved. Reproduction in whole or in part without the express written permission of ASSA ABLOY Accessories and Door Controls Group, Inc. is prohibited.

ROCKWOOD

ASSA ABLOY

Experience a safer
and more open world

Panic Device (for Storefront, Wood, and Metal doors)



Part	Latches	Mating Handle Shape	Mating Handle Length	Stock PC/10BE/BSP	32D/630	32/629	32/32D	Tranlucent PC/4E
PDU8500	Up	None	None	6,817	5,605	6,446	6,557	7,499
PDU8500-1	Up	L-Shape	Full	8,673	7,133	8,203	8,346	9,541
PDU8500-2	Up	L-Shape	Half	8,467	6,964	8,007	8,145	9,314
PDU8500-3	Up	Vertical	Full	8,324	6,879	7,910	8,045	9,156
PDU8500-4	Up	Vertical	Half	7,814	6,427	7,389	7,519	8,596
PDU8500-5	Up	Vertical	Short	7,502	6,168	7,094	7,216	8,252
PDU8500-6	Up	Horizontal	Full	7,502	6,168	7,094	7,216	8,252

If door size is over 42" wide or 114" tall there is a \$360 add-on price. Order form available for PDU8500 configurations.

- Security Dogging available, \$52 add-on price.
- To meet California Building Code (2013) Sec.11B-309.4 there is a \$111.00 add-on price.

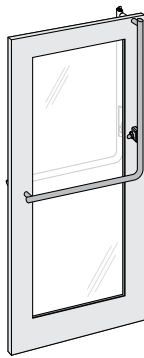
Dummy Pulls (Pricing is for back-to-back set)								
Part	Mating Handle Shape	Mating Handle Length	32D/630	32/629	32/32D 629/630	314E BSP/WSP	32/BSP	4E
DDU8000	None	None	1,311	1,469	1,535	1,703	1,791	1,873
DDU8000-1	L-Shape	Full	1,838	2,059	2,151	2,384	2,508	2,622
DDU8000-2	L-Shape	Half	1,790	2,005	2,094	2,322	2,443	2,553
DDU8000-3	Vertical	Full	1,880	2,105	2,200	2,437	2,565	2,682
DDU8000-4	Vertical	Half	1,752	1,963	2,051	2,275	2,393	2,503
DDU8000-5	Vertical	Short	1,657	1,856	1,938	2,151	2,264	2,366
DDU8000-6	Horizontal	Full	1,657	1,856	1,938	2,151	1,332	2,366

Order form available.

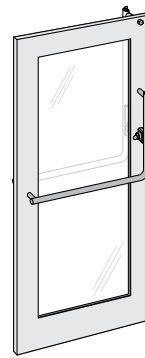
If door size is over 42" wide or 114" tall there is a \$360 add-on price. Engraving to match Panic – add \$150/side.



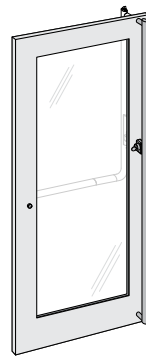
PDU8500



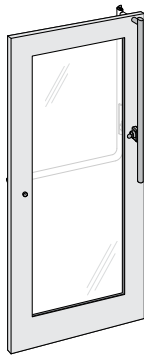
PDU8500-1



PDU8500-2




PDU8500-3



PDU8500-4



PDU8500-5



PDU8500-6

ROCKWOOD
ASSA ABLOY

Experience a safer
and more open world

USA & Canada Prices Effective March 1, 2024
Check the websites for the most updated product information.

USA: 800 458 2424 • www.rockwoodmfg.com | Canada: 800 461 3007 • www.assaabloydss.ca
Copyright © 2021-2024, ASSA ABLOY Accessories and Door Controls Group, Inc. All rights reserved. Reproduction in whole or in part without the express written permission of ASSA ABLOY Accessories and Door Controls Group, Inc. is prohibited.

Strikes

Panic Strike Kits (Strike, Shims, Cover) for Stiles 5" or greater, Wood and Hollow Metal Frames.								
Part	Description	Keeper Length	Voltage	Mode	Translucent PC/4E	Stock PC/10BE/BSP	32D/630	32/629
ESK-SGL-24D	Single Door	3/4"	24V DC	Fail Secure	1,567	1,425	1,205	1,386
ESK-DBL-24D	Double Door	3/4"	24V DC	Fail Secure	3,133	2,849	2,410	2,773
ESK-SGL-12D	Single Door	3/4"	12V DC	Fail Secure	1,567	1,425	1,205	1,386
ESK-DBL-12D	Double Door	3/4"	12V DC	Fail Secure	3,133	2,849	2,410	2,773
ESK-SGL-24D-FS	Single Door	3/4"	24V DC	Fail Safe	1,567	1,425	1,205	1,386
ESK-DBL-24D-FS	Double Door	3/4"	24V DC	Fail Safe	3,133	2,849	2,410	2,773
ESK-SGL-12D-FS	Single Door	3/4"	12V DC	Fail Safe	1,567	1,425	1,205	1,386
ESK-DBL-12D-FS	Double Door	3/4"	12V DC	Fail Safe	3,133	2,849	2,410	2,773
MSK-SGL	Single Door				275	250	211	242
MSK-DBL	Double Door				391	356	302	346
SL100	Security Latch Adapter	Single Manual Strike			3,145	2,859	2,355	2,708
		Double Manual Strike			6,288	5,716	4,710	5,415
AC-Rectifier	AC Converter for Electric Strike				88			
ES-SmartpacIII	Power Controller				135			
LCBMA	Door Monitoring				181			
Medium Stile Panic Strike Kits (Strike, Adapter Plate, Cover) for Stiles 3 1/2" and less than 5".								
ESK-MS-SGL-24D	Single Door	3/4"	24V DC	Fail Secure	1,802	1,639	1,386	1,594
ESK-MS-DBL-24D	Double Door	3/4"	24V DC	Fail Secure	3,604	3,276	2,771	3,189
ESK-MS-SGL-12D	Single Door	3/4"	12V DC	Fail Secure	1,802	1,639	1,386	1,594
ESK-MS-DBL-12D	Double Door	3/4"	12V DC	Fail Secure	3,604	3,276	2,771	3,189
ESK-MS-SGL-24D-FS	Single Door	3/4"	24V DC	Fail Safe	1,802	1,639	1,386	1,594
ESK-MS-DBL-24D-FS	Double Door	3/4"	24V DC	Fail Safe	3,604	3,276	2,771	3,189
ESK-MS-SGL-12D-FS	Single Door	3/4"	12V DC	Fail Safe	1,802	1,639	1,386	1,594
ESK-MS-DBL-12D-FS	Double Door	3/4"	12V DC	Fail Safe	3,604	3,276	2,771	3,189
MSK-MS-DBL	Double Door				449	409	347	398
AC-Rectifier	AC Converter for Electric Strike				88			
ES-SmartpacIII	Power Controller				135			
310-1 Electric Strikes Body Only								
Part	Description	Keeper Length	Voltage	Mode	Price			
ES-310-1-3/4-24D	Electric Strike	3/4"	24V DC	Fail Secure	694			
ES-310-1-3/4-12D	Electric Strike	3/4"	12V DC	Fail Secure	694			
ES-310-1-3/4-24D-FS	Electric Strike	3/4"	24V DC	Fail Safe	694			
ES-310-1-3/4-12D-FS	Electric Strike	3/4"	12V DC	Fail Safe	694			
ES-310-1-1-3/4-24D	Medium Stile Double Electric Strike	3/4"	24V DC	Fail Secure	798			
ES-310-1-1-3/4-12D	Medium Stile Double Electric Strike	3/4"	12V DC	Fail Secure	798			
ES-310-1-1-3/4-24D-FS	Medium Stile Double Electric Strike	3/4"	24V DC	Fail Safe	798			
ES-310-1-1-3/4-12D-FS	Medium Stile Double Electric Strike	3/4"	12V DC	Fail Safe	798			
1600 Panic Strike Kit for Medium and Wide Stiles								
Part	Description	Keeper Length	Voltage	Mode	Translucent PC/4E	Stock PC/10BE/BSP	32D/630	32/629
ESK-1600-SGL	Single Door	1"	12V/24V AC/DC	Fail Secure or Fail Safe	1,567	1,425	1,205	1,386
ESK-1600-DBL	Double Door	1"	12V/24V AC/DC	Fail Secure or Fail Safe	3,133	2,849	2,410	2,773
ESK-9100	Single Door	1"	12V/24V AC/DC	Fail Secure or Fail Safe	1,095	996	916	1,087
ESK-9200	Double Door	1"	12V/24V AC/DC	Fail Secure or Fail Safe	2,233	1,844	1,718	2,004
LM	Lock Monitor				181			

NOTE: Medium stiles are 3 1/2" - less than 5". Wide stiles are over 5". MSK-SGL will work on both wide and medium stiles.

USA & Canada Prices Effective March 1, 2024

Check the websites for the most updated product information.

USA: 800 458 2424 • www.rockwoodmfg.com | Canada: 800 461 3007 • www.assaabloydss.ca

Copyright © 2021-2024, ASSA ABLOY Accessories and Door Controls Group, Inc. All rights reserved. Reproduction in whole or in part without the express written permission of ASSA ABLOY Accessories and Door Controls Group, Inc. is prohibited.

ROCKWOOD

ASSA ABLOY

Experience a safer
and more open world

Architectural Finishes

Most of Rockwood's products are available in all of the following architectural finishes. The catalog indicates exceptions. This finish list is grouped by base metal.

Base Metal	Description	Price Book Code	Rockwood Code	BHMA Code
Aluminum	Satin	27	US27	627
Aluminum	Clear Anodized	28	US28	628
Aluminum	Light Bronze Anodized	311	311	—
Aluminum	Medium Bronze Anodized	312	312	—
Aluminum	Dark Bronze Anodized	313	313	710
Aluminum	Extra Dark Bronze Anodized	314	314	—
Aluminum	Black Anodized	315	315	711
Aluminum	White Powder Coat	WPC	WPC	—
Aluminum	Red Powder Coat	RPC	RPC	—
Aluminum	Black Powder Coat	BPC	BPC	—
Brass	Polished Clear Coated	3	US3	605
Brass	Polished No Coating	3NL	US3NL	—
Brass	Satin Clear Coated	4	US4	606
Brass	Satin Oxidized Relieved	5	US5	609
Brass	Satin Nickel Plated Clear Coated	15	US15	619
Brass	Satin Nickel Blackened Relieved Clear Coated	15A	US15A	620
Brass	Flat Black Powder Coated	19	US19	622
Brass	Polished Chrome Plated	26	US26	625
Brass	Satin Chrome Plated	26D	US26D	626
Bronze*	Polished Clear Coated	9	US9	611
Bronze*	Satin Clear Coated	10	US10	612
Bronze*	Satin Black Oxidized Oil Rubbed	10A	US10A	722
Bronze*	Satin Oxidized Oil Rubbed	10B	US10B	613
Bronze*	Satin Oxidized Clear Coated	10BL	US10BL	614
Bronze*	Dark Oxidized Statuary Clear Coated	20A	US20A	624
Stainless Steel	Polished	32	US32	629
Stainless Steel	Satin	32D	US32D	630
Special Finishes (see descriptions)				
Stainless Steel	Satin MicroShield® Coated	32DMS***	US32DMS***	—
Stainless Steel	Polished 316 Alloy	32316***	US32316***	—
Stainless Steel	Satin 316 Alloy	32D316***	US32D316***	—
	Dark Oxidized Satin Bronze, Equivalent	10BE	10BE	(613E)
	Black Suede Powder Coat	BSP	BSP	—
	White Suede Powder Coat	WSP	WSP	—
	Wrought Black Powder Coat	WB	WB	—

Special Finishes Description

32DMS (MicroShield®): As part of its promise to provide innovative solutions to their customers, ASSA ABLOY Group companies offer the MicroShield® technology, a silver-based antimicrobial coating designed to inhibit the spread of germs and bacteria.

32316 and **32D316** are made from alloy 316 stainless steel containing molybdenum and extra nickel, giving it substantially higher corrosion resistance than the standard stainless steels typically used in door hardware. This finish is ideal for use in coastal, urban, and industrial areas that have harsh environmental conditions. **32316** (polish) finishes offer the best corrosion resistance and should be used in caustic environments.

10BE Dark Oxidized Satin Bronze equivalent: This finish provides the richness and warmth of the 10B/613 "living" finish, but maintains its original color and appearance and will not fade or wear over time. The 10BE finish is offered by Corbin Russwin, McKinney, Norton, Rixson, Rockwood, SARGENT and Yale, providing visual consistency between ASSA ABLOY Group brands.

*On most bronze finishes we will supply solid bronze material. Where solid bronze material is not available, we will use brass as a base material with a bronze look powder coat in its place.

***Available on select items as indicated by the finish icon throughout the catalog.

Wood Finishes

Wood species and finishes are found on page 41.



MicroShield® is a registered trademark of Yale Security Inc., an ASSA ABLOY Group company.

ROCKWOOD
ASSA ABLOY

Experience a safer
and more open world

USA & Canada Prices Effective March 1, 2024
Check the websites for the most updated product information.

USA: 800 458 2424 • www.rockwoodmfg.com | Canada: 800 461 3007 • www.assaabloydss.ca
Copyright © 2021-2024, ASSA ABLOY Accessories and Door Controls Group, Inc. All rights reserved. Reproduction in whole or in part without the express written permission of ASSA ABLOY Accessories and Door Controls Group, Inc. is prohibited.

Mounting Types

PULL STYLE	PULL ON ONE SIDE OF DOOR						PULL ON BOTH SIDES OF DOOR (BTB)			
	Thru Bolt	Deco Thru Bolt		Concealed			Cone Head/Set Screw		Spanner Collar	
DOOR TYPE	Wood/Metal		Glass	Metal	Metal	Wood	Wood/Metal	Glass	Wood/Metal	Glass
CONE HEADS	NA	NA	NA	Single	Single	Single	Single	Single	NA	NA
MOUNTING TYPE	Type 1	Type 12	Type 15	Type 6	Type 6R	Type 8	Type 5	Type 13	Type 11	Type 14
Standard (STD) Bolt Size	¼"-20	¼"-20	¼"-20	¼"-20	¼"-20	¼"-20	¼"-20	¼"-20		
Price	INCL	30.02	35.47	8.91	14.06	11.68	8.91	16.43		
Heavy Duty (HD) Bolt Size	⅝"-18	⅝"-18	⅝"-18	⅝"-18	⅝"-18	⅝"-18	⅝"-18	⅝"-18		
Price	8.91	35.47	42.03	13.28	19.90	16.33	13.28	20.80		
Extra Heavy Duty (XHD) Bolt Size	¾"-16	¾"-16	¾"-16						¾"-16	¾"-16
Price	13.04	38.75	45.31						33.84	40.38

Straight Pulls											
Pull Type	Dia.	MAXIMUM BOLT SIZE ALLOWED						MAXIMUM BOLT SIZE ALLOWED			
		Type 1	Type 12	Type 15	Type 6	Type 6R	Type 8	Type 5	Type 13	Type 11	Type 14
Straight	⅝"	8-32	STD	STD	8-32	8-32	8-32		STD		
Straight	¾"	HD	HD	HD	STD	STD	STD	STD	STD		
Straight	1"	HD	HD	HD	HD	HD	HD	HD	HD	HD	HD
Straight	1¼"	HD	HD	HD	HD	HD	HD	HD	HD	HD	HD
Straight	1½"	HD	HD	HD	HD	HD	HD	HD	HD	HD	HD

Offset Pulls - Postmount											
Pull Type	Dia.	MAXIMUM BOLT SIZE ALLOWED						MAXIMUM BOLT SIZE ALLOWED			
		Type 1	Type 12	Type 15	Type 6	Type 6R	Type 8	Type 5	Type 13	Type 11	Type 14
Offset	⅝"	8-32	8-32	8-32	8-32	8-32	8-32	8-32	8-32		
Offset	1"	HD	HD	HD	HD	HD	HD	HD	HD		
Offset	1¼"	HD	HD	HD	HD	HD	HD	HD	HD		
Offset	1½"	HD	HD	HD	HD	HD	HD	HD	HD		

Offset Pulls - Tubular Bent Ends											
Pull Type	Dia.	MAXIMUM BOLT SIZE ALLOWED						MAXIMUM BOLT SIZE ALLOWED			
		Type 1	Type 12	Type 15	Type 6	Type 6R	Type 8	Type 5	Type 13	Type 11	Type 14
Offset	1"	XHD	XHD	XHD	HD	HD	HD			XHD	XHD
Offset	1¼"	XHD	XHD	XHD	HD	HD	HD			XHD	XHD
Offset	1½"	XHD	XHD	XHD	HD	HD	HD			XHD	XHD

For all bent 1¼" - 1½" solid Aluminum pulls and bars use the following mountings: (1HD-12HD-6HD-8HD-5HD-15HD-13HD).

Door Pull Mounting Details

Free End Thru Bolt

TYPE 1 - Thru Bolt Wood or Metal Door

Type	Bolt Size	Drill Size	Price
1	1/4"-20	9/32	Incl.
1HD	5/16"-18	11/32	8.91
1XHD	3/8"-16	19/32	13.04

TYPE 12 - Decorative Thru Bolt Wood or Metal Door

Type	Bolt Size	Drill Size	Price
12	1/4"-20	9/32	30.02
12HD	5/16"-18	11/32	35.47
12XHD	3/8"-16	13/32	38.75

TYPE 15 - Decorative Thru Bolt Glass Door

Type	Bolt Size	Drill Size	Price
15	1/4"-20	5/8	35.47
15HD	5/16"-18	5/8	42.03
15XHD	3/8"-16	5/8	45.31

Free End Concealed

TYPE 6 - Surface Concealed Metal Door

Minimum diameter of pull is 5/8"

For doors with rivnuts specify Type 6R
Reinforcement by others

Type	Bolt Size	Drill Size	Price
6	1/4"-20	1/4"-20 Tap	8.91
*6HD	5/16"-18	5/16"-18 Tap	13.28

TYPE 6R - Surface Concealed Metal Door

Minimum diameter of pull is 1"

Type	Bolt Size	Drill Size	Price
6R	1/4"-20	N/A	14.06
*6RHD	5/16"-18	N/A	19.90

TYPE 8 - Surface Concealed Wood Door

Type	Bolt Size	Drill Size	Price
8	1/4"-20	23/64 - 9/16 dp.	11.68
*8HD	5/16"-18	7/16 - 9/16 dp.	16.33

Back-to-Back

TYPE 5 - Back-to-Back Wood or Metal Door

Minimum diameter of pull is 5/8"

Type	Bolt Size	Drill Size	Price
5	1/4"-20	9/32	8.91
5HD	5/16"-18	11/32	13.28

TYPE 13 - Back-to-Back Glass Door

Type	Bolt Size	Drill Size	Price
13	1/4"-20	5/8	16.43
*13HD	5/16"-18	5/8	20.80

TYPE 11/11XHD - Back-to-Back w/Spanner Collar - Wood or Metal Door

Minimum diameter of pull is 1"

Type	Bolt Size	Drill Size	Price
11/11XHD	3/8"-16	13/32	33.84

TYPE 14/14XHD - Back-to-Back Glass Door

Minimum diameter of pull is 1"

Type	Bolt Size	Drill Size	Price
14/14XHD	3/8"-16	5/8	40.38

*HD mountings feature 2 set screws 180° apart.

RM4800 Mounting Only

RM4800 Series - Thru Bolt Wood or Metal Door

Bolt Size	Drill Size	Price
3/8"-16	5/8	44.45

RM4800 Series - Back-to-Back Wood or Metal Door

Bolt Size	Drill Size	Price
3/8"-16	5/8	44.45

RM790 x RM790 BTB Mounting Only

TYPE 10 - Surface Mounted Wood or Metal Door

Type	Bolt Size	Drill Size	Price
10	#8-32	9/32	16.33

Push and Pull Bar Mounting Details

Sizing of Push Bars

Flush Doors

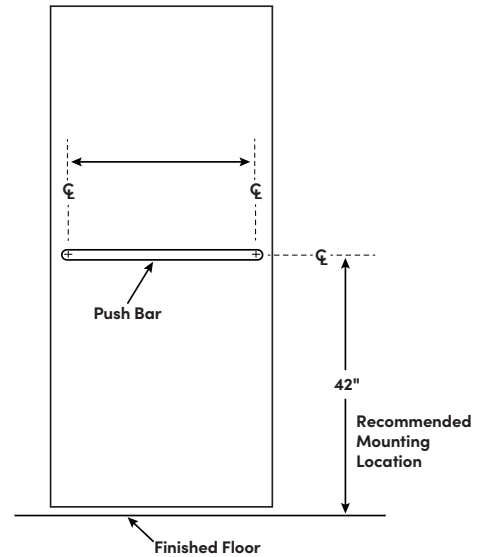
- Door width:
- minus 5" for bent end bars
 - minus 5" for flat end post mount bars
 - minus 7" for round end post mount bars

Stile and Rail Doors or Doors with Lites

- Door width: • minus width of one stile

CAUTION: Always confirm bars will not interfere with jamb or cause pinching hazard.

CAUTION: On narrow stile doors, be sure push bar base fits on the stile and bar does not interfere with the stop.

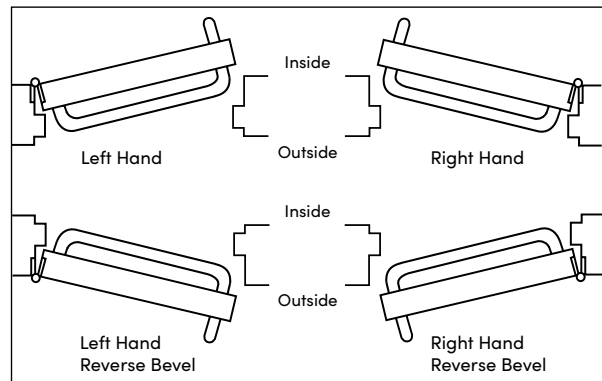


Handing of Doors

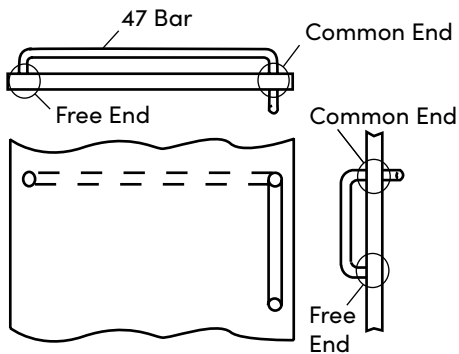
The handing of a door is determined from the outside of the opening.

Standing outside the door:

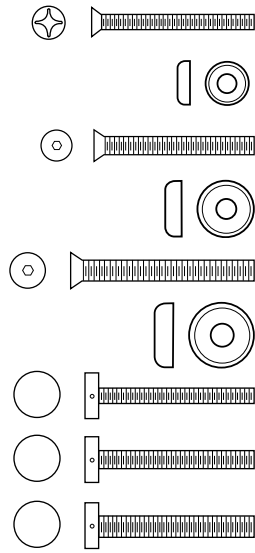
- If the hinges are on the right, it is a right hand door.
- If the hinges are on the left, it is a left hand door.
- If the door opens away from you, it is a regular bevel door.
- If the door opens toward you, it is a reverse bevel door.



Typical Mounting

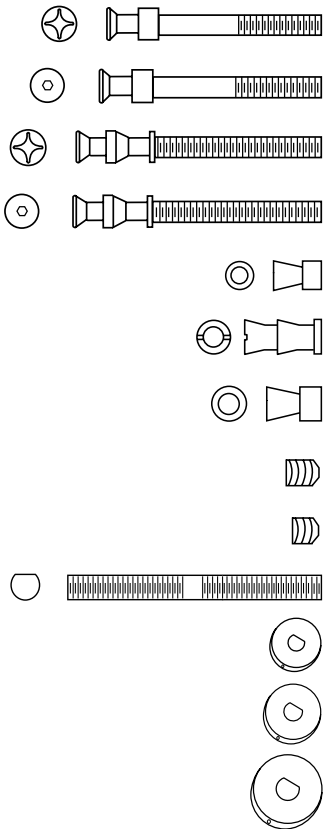


Thru Bolt Mounting - for 1 3/4" Wood and Metal Doors



Part	Description	Mounting Type	Price
SP1004	1/4"-20 x 2 1/4" Flat Head Machine Screw Thru Bolt	1	1.32
SP1005	1/4"-20 Finishing Washer	1	0.93
SP1053	5/16"-18 x 2 1/2" Socket Flat Head Machine Screw Thru Bolt	1HD	3.60
SP1054	5/16"-18 Finishing Washer	1HD	1.33
SP1001	3/8"-16 x 2 1/2" Socket Flat Head Machine Screw Thru Bolt	1XHD	5.58
SP1002	3/8"-16 Finishing Washer	1XHD	1.67
SP1003	1" Diameter Decorative Thru Bolt 1/4"-20 x 2 1/4"	12	15.09
SP1055	1" Diameter Decorative Thru Bolt 5/16"-18 x 2 1/4"	12HD	17.98
SP1041	1 1/4" Diameter Decorative Thru Bolt 3/8"-16 x 2 1/4"	12XHD	17.98

Back-to-Back Mounting - for 1 3/4" Wood and Metal Doors



Part	Description	Mounting Type	Price
SP1025	1/4"-20 x 2 1/4" Cone Head Machine Screw	5	3.92
SP1056	5/16"-18 x 2 1/4" Cone Head Machine Screw	5HD	6.20
SP1052	1/4"-20 x 2 1/4" Double Cone Head Machine Screw (for use with offset pulls)	16	4.64
SP1057	5/16"-18 x 2 1/4" Double Cone Head Machine Screw (for use with offset pulls)	16HD	7.62
SP1027	1/4"-20 Cone Head Union (Used to convert Cone Head to Thru Bolt Hole)	N/A	3.92
SP1079	1/4"-20 Double Cone Head Union (Used to convert Double Cone Head to Thru Bolt Hole)	N/A	6.91
SP1068	5/16"-18 Cone Head Union (Used to convert Cone Head to Thru Bolt Hole)	N/A	6.20
SP1026	1/4"-20 x 5/16" Set Screws (Standard)	N/A	0.93
SP1065	1/4"-20 x 3/16" Set Screw (Short)	N/A	1.22
SP1032	3/8"-16 x 3 1/2" LH/RH Bolt	11	8.18
SP1071	Spanner Collar 1" Diameter for LH/RH Bolt	11	12.37
SP1033	Spanner Collar 1 1/4" Diameter for LH/RH Bolt	11	12.37
SP1072	Spanner Collar 1 1/2" Diameter for LH/RH Bolt	11	13.77

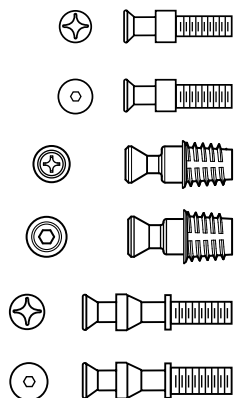
ROCKWOOD
ASSA ABLOY

Experience a safer
and more open world

USA & Canada Prices Effective March 1, 2024
Check the websites for the most updated product information.

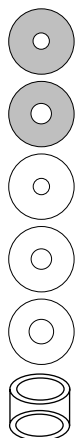
USA: 800 458 2424 • www.rockwoodmfg.com | Canada: 800 461 3007 • www.assaabloydss.ca
Copyright © 2021-2024, ASSA ABLOY Accessories and Door Controls Group, Inc. All rights reserved. Reproduction in whole or in part without the express written permission of ASSA ABLOY Accessories and Door Controls Group, Inc. is prohibited.

Concealed Mounting - for 1 3/4" Wood and Metal Doors



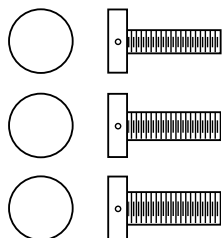
Part	Description	Mounting Type	Price
SP1039	1/4"-20 x 1/2" Cone Head Machine Screw	6 / 6R	3.92
SP1058	5/16"-18 x 1/2" Cone Head Machine Screw	6HD	6.20
SP1080	1/4"-20 Cone Head / Knife Thread Insert	8	6.52
SP1082	5/16"-18 Cone Head / Knife Thread Insert	8HD	6.52
SP1051	1/4"-20 x 1/2" Double Cone Head Machine Screw	17 / 17R	6.20
SP1059	5/16"-18 x 1/2" Double Cone Head Machine Screw	17HD	7.62

Bushings & Washers - for 1/2" Glass Doors



Part	Description	Mounting Type	Price
SP1022	Stainless Steel Washer for 1/4"-20 Cone Head Machine Screw .032" Thick	13	1.67
SP1060	Stainless Steel Washer for 5/16"-18 Cone Head Machine Screw .060" Thick	13HD	1.67
SP1023	Plastic Washer for 1/4"-20 Bolt; Specify Size	13	1.44
SP1061	Plastic Washer for 5/16"-18 Bolt; Specify Size	13HD	1.54
SP1062	Plastic Washer for 3/8"-16 Bolt; Specify Size	14	1.54
SP1024	Glass Door Bushing for 5/8" Hole in Glass; Specify Size	13 / 13HD / 14	1.67

Thru Bolt Mounting - for 1/2" Glass Doors



Part	Description	Mounting Type	Price
SP1020	1" Diameter Decorative Thru Bolt; 1/4"-20 x 1 1/8"	15	15.09
SP1063	1" Diameter Decorative Thru Bolt; 5/16"-18 x 1 1/8"	15HD	17.98
SP1040	1 1/4" Diameter Decorative Thru Bolt; 3/8"-16 x 1 1/8"	15XHD	17.98

USA & Canada Prices Effective March 1, 2024

Check the websites for the most updated product information.

USA: 800 458 2424 • www.rockwoodmfg.com | Canada: 800 461 3007 • www.assaabloydss.ca

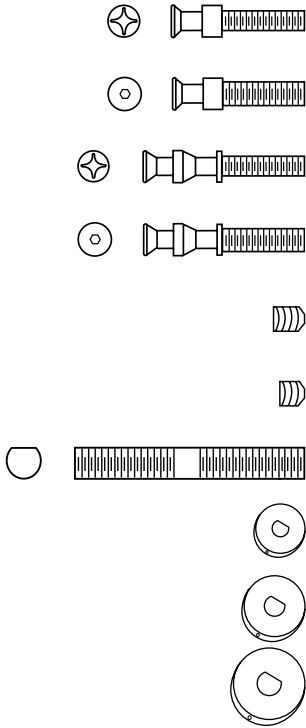
Copyright © 2021-2024, ASSA ABLOY Accessories and Door Controls Group, Inc. All rights reserved. Reproduction in whole or in part without the express written permission of ASSA ABLOY Accessories and Door Controls Group, Inc. is prohibited.

ROCKWOOD

ASSA ABLOY

Experience a safer
and more open world

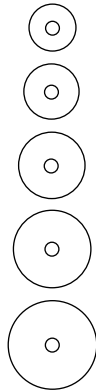
Back-to-Back Mounting - for 1/2" Glass Doors



Part	Description	Mounting Type	Price
SP1021	1/4"-20 x 1 1/8" Cone Head Machine Screw	13	3.92
SP1064	5/16"-18 x 1 1/8" Cone Head Machine Screw	13HD	6.20
SP1067	1/4"-20 x 1 1/8" Double Cone Head Machine Screw	18	6.20
SP1066	5/16"-18 x 1 1/8" Double Cone Head Machine Screw	18HD	7.62
SP1026	1/4"-20 x 5/16" Set Screw (Standard)	N/A	0.93
SP1065	1/4"-20 x 3/16" Set Screw (Short)	N/A	1.22
SP1031	3/8"-16 x 1 3/4" LH/RH Bolt (If SP1031 is ordered and KIT 14 is not called out fastener will be 2 1/4")	14	8.18
SP1071	Spanner Collar 1" Diameter for LH/RH Bolt	14	12.37
SP1033	Spanner Collar 1 1/4" Diameter for LH/RH Bolt	14	12.37
SP1072	Spanner Collar 1 1/2" Diameter for LH/RH Bolt	14	13.77

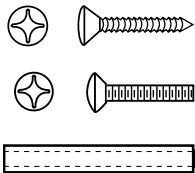
Y Base Plates

Specify bolt hole size and finish. Standard pulls require two plates.



Part	Description	For Use With	Price
SP1073	1/8" Thick x 1 1/16" Diameter	3/4" Diameter Pulls	15.09
SP1074	1/8" Thick x 1 1/4" Diameter	1" Diameter Pulls and Posts	15.09
SP1075	1/8" Thick x 1 1/2" Diameter	1" Diameter Pulls and Posts	15.09
SP1076	1/8" Thick x 1 3/4" Diameter	1" Diameter Pulls and Posts	15.09
SP1077	1/8" Thick x 2" Diameter	1" Diameter Pulls and Posts	15.09

Flush Pull Fasteners



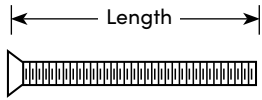
Part	Description	Door Type	Price
SP1006	#8 x 3/4" Oval Head Sheet Metal Screw	Wood or Metal	0.71
SP1007	#8-32 x 3/4" Oval Head Machine Screw	Metal	0.71
SP1034	#8-32 x 1 5/8" Brass Sleeve Machine Screw	Wood or Metal	4.16

ROCKWOOD
ASSA ABLOY

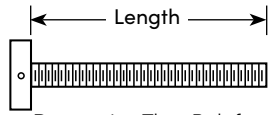
Experience a safer
and more open world

USA & Canada Prices Effective March 1, 2024
Check the websites for the most updated product information.

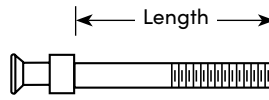
USA: 800 458 2424 • www.rockwoodmfg.com | Canada: 800 461 3007 • www.assaabloydss.ca
Copyright © 2021-2024, ASSA ABLOY Accessories and Door Controls Group, Inc. All rights reserved. Reproduction in whole or in part without the express written permission of ASSA ABLOY Accessories and Door Controls Group, Inc. is prohibited.



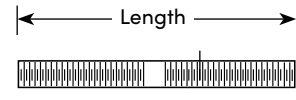
Standard Thru Bolt for Countersunk Holes



Decorative Thru Bolt for Wood or Metal Doors



Cone Head Bolt for Back-to-Back Wood or Metal Doors



LH/RH Bolt without Heads

Mounting Kits for Door Pulls

Part	Mounting Type	Description	Price
KIT1	1	2 ea. 1/4"-20 x 2 1/4" Thru Bolts and 2 ea. Finish Washers; Specify Finish	4.46
KIT1HD	1HD	2 ea. 5/16"-18 x 2 1/2" Thru Bolts and 2 ea. Finish Washers; Specify Finish	8.91
KIT1XHD	1XHD	2 ea. 3/8"-16 x 2 1/2" Thru Bolts and 2 ea. Finish Washers; Specify Finish	13.04
KIT5	5	2 ea. 1/4"-20 x 2 1/4" Cone Head Bolts and 4 ea. Set Screws	8.91
KIT5HD	5HD	2 ea. 5/16"-18 x 2 1/4" Cone Head Bolts and 4 ea. Set Screws	13.28
KIT6	6	2 ea. 1/4"-20 x 1 1/2" Cone Head Bolts and 4 ea. Set Screws	8.91
KIT6HD	6HD	2 ea. 5/16"-18 x 1 1/2" Cone Head Bolts and 4 ea. Set Screws	13.28
KIT11	11	2 ea. 3/8"-16 x 3 1/2" LH/RH Bolt and 2 ea. Spanner Collars for 1 3/4" Doors; Specify Pull Diameter and Finish	33.84
KIT12-1	12	2 ea. 1/4"-20 x 2 1/4" Decorative Thru Bolts; 1" Dia.; Specify Finish	30.02
KIT12-1HD	12HD	2 ea. 5/16"-18 x 2 1/4" Decorative Thru Bolts; 1" Dia.; Specify Finish	35.47
KIT12-1.25XHD	12XHD	2 ea. 3/8"-16 x 2 1/4" Decorative Thru Bolts; 1 1/4" Dia.; Specify Finish	38.75
KIT12-1.5XHD	12XHD	2 ea. 3/8"-16 x 2 1/4" Decorative Thru Bolts; 1 1/2" Dia.; Specify Finish	45.47
KIT13	13	2 ea. 1/4"-20 x 1 1/8" Cone Head Bolts; 2 ea. Metal Washers; 4 ea. Plastic Washers; 2 ea. Bushings for 1/2" Glass Doors; 4 ea. Set Screws; Specify if other than 1/2" Glass	16.43
KIT13HD	13HD	2 ea. 5/16"-18 x 1 1/8" Cone Head Bolts; 2 ea. Metal Washers; 4 ea. Plastic Washers; 2 ea. Bushings for 1/2" Glass Doors; 4 ea. Set Screws; Specify if other than 1/2" Glass	20.80
KIT14	14	2 ea. 3/8"-16 x 2 1/4" LH/RH Bolt; 2 ea. Spanner Collars; 2 ea. Bushings; 4 ea. Washers for 1/2" Glass Doors; Specify Pull Diameter and Finish	40.38
KIT15	15	2 ea. 1/4"-20 x 1 1/8" Decorative Thru Bolts; 1" Dia.; 2 ea. Bushings; 4 ea. Plastic Washers; Specify Finish and Glass Thickness/Hole Size	35.47
KIT15HD	15HD	2 ea. 5/16"-18 x 1 1/8" Decorative Thru Bolts; 1" Dia.; 2 ea. Bushings; 4 ea. Plastic Washers; Specify Finish and Glass Thickness/Hole Size	42.03
KIT15-1.25XHD	15XHD	2 ea. 3/8"-16 x 1 1/8" Decorative Thru Bolts; 1 1/4" Dia.; 2 ea. Bushings; 4 ea. Plastic Washers; Specify Finish and Glass Thickness/Hole Size	45.31
KIT15-1.5XHD	15XHD	2 ea. 3/8"-16 x 1 1/8" Decorative Thru Bolts; 1 1/2" Dia.; 2 ea. Bushings; 4 ea. Plastic Washers; Specify Finish and Glass Thickness/Hole Size	51.84
KIT16	16	2 ea. 1/4"-20 x 2 1/4" Double Cone Head Bolts and 4 ea. Set Screws	13.25
KIT16HD	16HD	2 ea. 5/16"-18 x 2 1/4" Double Cone Head Bolts and 4 ea. Set Screws	16.33

Part	Mounting Type	Description	Price
KIT17	17	2 ea. 1/4"-20 x 1 1/2" Double Cone Head Bolts and 4 ea. Set Screws	13.28
KIT17HD	17HD	2 ea. 5/16"-18 x 1 1/2" Double Cone Head Bolts and 4 ea. Set Screws	16.33
KIT18	18	2 ea. 1/4"-20 x 1 1/8" Double Cone Head Bolts; 2 ea. Metal Washers; 4 ea. Plastic Washers; 2 ea. Bushings for 1/2" Glass Doors; Specify if other than 1/2" Glass and 4 ea. Set Screws	22.75
KIT18HD	18HD	2 ea. 5/16"-18 x 1 1/8" Double Cone Head Bolts; 2 ea. Metal Washers; 4 ea. Plastic Washers; 2 ea. Bushings for 1/2" Glass Doors; Specify if other than 1/2" Glass and 4 ea. Set Screws	26.02
KIT-T1	T1	1 ea. 1/4"-20 X 2 1/4" Cone Head Bolt; 1 ea. 1/4"-20 Cone Head Union; 2 ea. Set Screws; 2 ea. 1/4"-20 x 2 1/4" Dia. Decorative Thru Bolts; Specify Finish	34.48
KIT-T2	T2	1 ea. 1/4"-20 X 1 1/8" Cone Head Bolt; 1 ea. 1/4"-20 Cone Head Union; 2 ea. Set Screws; 2 ea. 1/4"-20 x 1 1/8" - 1" Dia. Decorative Thru Bolts; 1 ea. Metal Washer; 6 ea. Plastic Washers; 3 ea. Bushings; Specify Finish	43.69
KIT-T3	T3	1 ea. 1/4"-20 X 2 1/4" Cone Head Bolt; 1 ea. 1/4"-20 Cone Head Union; 2 ea. Set Screws; 2 ea. 1/4"-20 x 2 1/4" Thru Bolts; 2 ea. Finish Washers; Specify Finish	13.26
KIT-T4	T4	1 ea. 1/4"-20 X 2 1/4" Cone Head Bolt; 2 ea. 1/4"-20 x 1 1/2" Cone Head Bolts; 3 ea. Set Screws	13.37
KIT-T5	T5	1 ea. 1/4"-20 X 2 1/4" Cone Head Bolt; 2 ea. 1/4"-20 x 1 1/2" Cone Head Wood Screws; 3 ea. Set Screws	16.14
KITRM1.25	11x1XHD	2 ea. 3/8"-16 x 2 1/2" Thru Bolts; 2 ea. Finish Washers; 1 ea. 3/8"-16 x 3 1/2" LH/RH Bolt; 1 ea. 1 1/4" Spanner Collar; Specify Finish	30.02
KITRM360	11x12XHD	2 ea. 3/8"-16 x 2 1/4" Decorative Thru Bolts 1 1/4" Dia.; 1 ea. 3/8"-16 x 3 1/2" LH/RH Bolt; 1 ea. 1 1/4" Spanner Collar; Specify Finish	55.66
KITRM360G	14x15XHD	2 ea. 3/8"-16 x 2 1/4" Decorative Thru Bolts 1 1/4" Dia.; 1 ea. 3/8"-16 x 2 1/4" LH/RH Bolt; 1 ea. 1 1/4" Spanner Collar; 3 ea. Bushings; 6 ea. Plastic Washers; Specify Finish	65.50
KITRM1.5	11x1XHD	2 ea. 3/8"-16 x 2 1/2" Thru Bolts; 2 ea. Finish Washers; 1 ea. 3/8"-16 x 3 1/2" LH/RH Bolt; 1 ea. 1 1/2" Spanner Collar; Specify Finish	33.29
KITRM380	11x12XHD	2 ea. 3/8"-16 x 2 1/4" Decorative Thru Bolts 1 1/2" Dia.; 1 ea. 3/8"-16 x 3 1/2" LH/RH Bolt; 1 ea. 1 1/2" Spanner Collar; Specify Finish	65.50
KITRM380G	14x15XHD	2 ea. 3/8"-16 x 2 1/4" Decorative Thru Bolts 1 1/2" Dia.; 1 ea. 3/8"-16 x 1 1/4" LH/RH Bolt; 1 ea. 1 1/2" Spanner Collar; 3 ea. Bushings; 6 ea. Plastic Washers; Specify Finish	75.32

USA & Canada Prices Effective March 1, 2024

Check the websites for the most updated product information.

USA: 800 458 2424 • www.rockwoodmfg.com | Canada: 800 461 3007 • www.assaabloydss.ca

Copyright © 2021-2024, ASSA ABLOY Accessories and Door Controls Group, Inc. All rights reserved. Reproduction in whole or in part without the express written permission of ASSA ABLOY Accessories and Door Controls Group, Inc. is prohibited.

ROCKWOOD

ASSA ABLOY

Experience a safer
and more open world

Notes

USA & Canada Prices Effective March 1, 2024

Check the websites for the most updated product information.

USA: 800 458 2424 • www.rockwoodmfg.com | Canada: 800 461 3007 • www.assaabloydss.ca

Copyright © 2021-2024, ASSA ABLOY Accessories and Door Controls Group, Inc. All rights reserved. Reproduction in whole or in part without the express written permission of ASSA ABLOY Accessories and Door Controls Group, Inc. is prohibited.

ROCKWOOD

ASSA ABLOY

Experience a safer
and more open world

The ASSA ABLOY Group is the global leader in access solutions.
Every day, we help billions of people experience a more open world.

ASSA ABLOY Opening Solutions leads the development within door openings and products for access solutions in homes, businesses and institutions. Our offering includes doors, frames, door and window hardware, mechanical and smart locks, access control and service.

ROCKWOOD®

ASSA ABLOY

Rockwood Manufacturing Company
300 Main St.
Rockwood, PA 15557
www.rockwoodmfg.com
orders.rockwood@assaabloy.com
800 458 2424

(In Canada)
Door Security Solutions Canada
160 Four Valley Drive
Vaughan, ON L4K 4T9
800 461 3007
www.assaabloydss.ca