



## Residential Price Book 7

Effective Dec. 1, 2019 • Rev. October 2020



Schlage Sense™ Smart Deadbolt  
with Century trim in Satin Nickel



## ***Marketing Bulletin***

---

<b>Brand/product</b>	Residential
<b>Date</b>	Oct. 5, 2020
<b>Subject</b>	Quarterly Price Book Update Q4 2020
<b>Contact</b>	Nathan Floyd

---

The Residential Product team announces the following changes to the Q4 2020 price books:

F Series Handlesets

- Pg 32
  - Clarified door thickness range

F Series Knobs

- Pg 81
  - Corrected SIE pricing for 605 finish

B Series Deadbolts

- Pg 90
  - Updated pricing for SAC in 716 and LAT in 622

Portable Security

- Pg 133
  - 720018999249, price increase to \$16.70
  - 720018999256, price increase to \$21.40
  - 720018999263 price increase to \$36.30
  - 720018999270 price increase to \$58.30
- Pg 134
  - 7200188551010, price increase to \$40.40





TRUSTED IN OVER  
**40** MILLION  
HOMES

## Personal style, **perfected.**

For more than 95 years, Schlage has offered durable door hardware in a range of unique style combinations to express any personality. So welcome home. Welcome thousands of possibilities. Welcome style.



Quickly install Schlage products with just a Phillips screwdriver



Choose from a range of lever, knob and trim styles to instantly elevate any room



Built with premium metal construction that adds strength, security and long life



Products feature advanced technology to keep the state-of-the-art moving forward



## Electronic Locks

Connected deadbolts and levers . . . . .	7
Available functions . . . . .	7
Product identification . . . . .	7
Finish codes & descriptions . . . . .	7
Latches & strikes . . . . .	7
Standard features / configurations. . . . .	8
Packaging & carton specs. . . . .	8
FE489WB Series Schlage Encode™ . . . . .	9
FBE489WB Series . . . . .	9
FE489WB Series Schlage Encode™ . . . . .	10
FBE489WB Series . . . . .	10
Schlage Encode Standard features / configurations . . . . .	11
BE479AA Series Schlage Sense™ . . . . .	12
BR400 Series Schlage Sense Wi-Fi Adapter. . . . .	12
BE469ZP Series Schlage Connect™ . . . . .	13
BE468ZP Series . . . . .	13
FE468GBAK Series Connect™ Touchscreen Deadbolt . . . . .	14
FE599NX Series Connected Keypad Lever . . . . .	14
Keypad Locks. . . . .	15
Code entry locks . . . . .	15
Available functions . . . . .	15
Product identification . . . . .	15
Finish codes & descriptions . . . . .	15
Standard features / configurations. . . . .	16
Latches & strikes . . . . .	16
Standard features / configurations. . . . .	17
Packaging & carton specs. . . . .	17
Schlage Touch™ Deadbolts. . . . .	18
Schlage Touch™ Levers . . . . .	19
Keypad deadbolts . . . . .	20
Keypad Entry with Flex-Lock. . . . .	21
Keypad entry with auto-lock. . . . .	22

## Handlesets

FC Series . . . . .	23
FCT Series . . . . .	29
F Series. . . . .	31
Available functions . . . . .	31
Product identification . . . . .	31
Latches & strikes . . . . .	31
Standard features / configurations. . . . .	32
Finish codes & descriptions . . . . .	32
Packaging & carton specs. . . . .	32
Available styles. . . . .	33
Pricing. . . . .	34
Decorative collection . . . . .	38
J Series . . . . .	39
Available functions . . . . .	39
Product identification . . . . .	39
Standard features / configurations. . . . .	40
Finish codes & descriptions . . . . .	40
Packaging & carton specs. . . . .	40
Pricing. . . . .	41

## Levers

FC Series . . . . .	43
FC Series decorative collection . . . . .	49
F Series. . . . .	50
Available functions . . . . .	50
Product information. . . . .	50
Latches & strikes . . . . .	50
Standard features / configurations. . . . .	51
Finish codes & descriptions . . . . .	51
Packaging & carton specs. . . . .	51
Available styles. . . . .	52
Pricing. . . . .	53
Decorative collection . . . . .	60
J Series . . . . .	61
Available functions . . . . .	61
Product identification . . . . .	61
Latches & strikes . . . . .	61
Standard features / configurations. . . . .	62
Finish codes & descriptions . . . . .	62
Packaging & carton specs. . . . .	62
Pricing. . . . .	63



## Knobs

FC Series . . . . .	67
FC Series decorative collection . . . . .	74
F Series . . . . .	75
Available functions . . . . .	75
Product identification . . . . .	75
Latches & strikes . . . . .	75
Standard features / configurations. . . . .	76
Finish codes & descriptions . . . . .	76
Available styles. . . . .	77
Pricing. . . . .	78
Decorative collection . . . . .	82
J Series . . . . .	83
Available functions . . . . .	83
Product identification . . . . .	83
Latches & strikes . . . . .	83
Standard features / configurations. . . . .	84
Finish codes & descriptions . . . . .	84
Packaging & carton specs. . . . .	84
Pricing. . . . .	85

## Deadbolts

B Series. . . . .	87
Available functions . . . . .	87
Product identification . . . . .	87
Latches & strikes . . . . .	87
Standard features / configurations. . . . .	88
Finish codes & descriptions . . . . .	88
Packaging & carton specs. . . . .	88
Pricing. . . . .	89
Decorative Collection . . . . .	91
J Series . . . . .	93
Available functions . . . . .	93
Product identification . . . . .	93
Latches & strikes . . . . .	93
Standard features / configurations. . . . .	94
Finish codes & descriptions . . . . .	94
Packaging & carton specs. . . . .	94
Pricing. . . . .	95
Security sets . . . . .	96
Available functions . . . . .	96
Product identification . . . . .	96
Finish codes & descriptions . . . . .	96
Pricing. . . . .	97



## Hardware & Accessories

Builder's hardware . . . . .	99
Barndoor hardware . . . . .	100
J Strap . . . . .	100
Top mount . . . . .	100
Track adapter . . . . .	100
Handrail brackets, & door stops . . . . .	101
Chain door guards . . . . .	102
Coat, hat & wardrobe hooks . . . . .	103
Pocket door locks, hinges . . . . .	105
Classic house numbers . . . . .	107
Door knockers, push & pull & plates . . . . .	109
Kickplates . . . . .	110
Window hardware, flush pulls . . . . .	111
Parts . . . . .	112
Latch & strike quick reference guide . . . . .	112
Latches . . . . .	113
Strikes . . . . .	116
Cylinders . . . . .	118
Assembly screw kits . . . . .	119
Thick door installation kits, FC miscellaneous parts, miscellaneous parts, discontinued lock parts . . . . .	120
Key & cylinder stamping, residential master & construction keying . . . . .	122
Construction core program . . . . .	124

## Cables, Chains & Padlocks

Padlocks . . . . .	131
Cables & chains . . . . .	132
Security hasps . . . . .	134

## Warranties

Product warranties . . . . .	135
General terms & conditions . . . . .	142
Standard product terms and conditions . . . . .	147

## How to Order

How to order . . . . .	149
Visual pack carton specifications . . . . .	150







Connected Deadbolts & Levers . . . . .	7
Code Entry Locks . . . . .	15

## Connected Deadbolts & Levers

### AVAILABLE FUNCTIONS

#### Deadbolts



BE479AA

BE469ZP



BE468ZP or BE468GBAK

#### Levers



FE599NX

#### BE479 - Schlage Sense™ Smart Deadbolt

- Share and control access with Schlage Home app for iOS and Android
- Remote access available with Schlage Sense Wi-Fi Adapter
- Works with Apple HomeKit™ technology
- App includes access codes schedules and audit trail capability
- ANSI/BHMA A156.36-2010 Commercial Grade 1
- ANSI/BHMA 156.40-2015 Residential Grade AAA

#### BE469 - Schlage Connect™ with Alarm

- Uses Z-Wave® Plus to connect to an existing smart home or security system
- Includes a built-in alarm that detects activity at the door
- ANSI/BHMA A156.36-2010 Commercial Grade 1
- ANSI/BHMA 156.40-2015 Residential Grade AAA
- Auto Lock capability when programmed

#### BE468 - Schlage Connect™

- Uses Z-Wave® Plus or Zigbee to connect to an existing smart home or security system
- ANSI/BHMA A156.36-2010 Commercial Grade 2
- ANSI/BHMA 156.40-2015 Residential Grade BAA

#### FE599 - Connected Keypad Lever

- Uses Z-Wave® to connect to an existing smart home or security system
- ANSI/BHMA A156.36-2003 Commercial Grade 2

### PRODUCT IDENTIFICATION

BE	469ZP	V	CAM	619	12-342	10-116
Lock Series	Product	Vis Pack	Style	Finish Code	Latch	Strike

### FINISH CODES & DESCRIPTIONS

505	530	605	608	609	613	618	619	620	621	622	625	626	716
Lifetime Bright Brass	Black Stainless	Bright Brass (US3)	Satin Brass	Antique Brass (US5)	Oil-Rubbed Bronze (US10B)	Polished Nickel	Satin Nickel (US15)	Antique Pewter (US15A)	Distressed Nickel	Matte Black (US19)	Bright Chrome (US26)	Satin Chrome (US26D)	Aged Bronze

Non-standard finishes are not available.  
Full-color swatch examples available on inside Electronics tab.

### LATCHES & STRIKES

#### Latches

Motorized Deadbolt Latches

**12-342** - Tapered Deadbolt Dual Option (Round, Drive-in) - **STANDARD**

**12-344** - Tapered Deadbolt Triple Option (Round, Square, Drive-in)

Motorized Deadbolt Entry Set Latches

**16-264** - Combo Taper Deadbolt & Spring Latch Dual Option (Round, Drive-in) - **STANDARD**

Non-Motorized Deadbolt Latches

**12-321** - Dual Option (Round, Drive-in) - **STANDARD**

**12-287** - Triple Option (Round, Square, Drive-in)

Keyed Latches - Dead Latches

**16-086** - Dual Option (Round, Drive-in) - **STANDARD**

**16-211** - Triple Option (Round, Square, Drive-in)

#### Strikes

Deadbolt Strikes

**10-116** - Round Corner Strike with Reinforcer - **STANDARD**

Deadbolt Entry Set Strikes

**10-115** - Round Corner Full Lip Strike Set - **STANDARD**

Lever Strike

**10-027** - Round Corner Full Lip Strike - **STANDARD**



**STANDARD FEATURES / CONFIGURATIONS**

	<b>Schlage Sense™ BE479AA</b>	<b>Schlage Connect™ BE469ZP</b>	<b>Schlage Connect™ BE468ZP or BE468GBAK</b>	<b>Connected Keypad Lever FE599NX</b>
<b>Certification:</b>	ANSI/BHMA A156.36-2010 Commercial Grade 1 ANSI/BHMA 156.40-2015 Residential Grade AAA	ANSI/BHMA A156.36-2010 Commercial Grade 1 ANSI/BHMA 156.40-2015 Residential Grade AAA	ANSI/BHMA A156.36-2010 Commercial Grade 2 ANSI/BHMA 156.40-2015 Residential Grade BAA	ANSI/BHMA A156.39 Residential Grade BAA
<b>Product Dimensions:</b> (wxhxd)	ext: 3"x5"x1" int: 3"x8"x2"	ext: 3"x5"x1" int: 3"x8"x2"	ext: 3"x5"x1" int: 3"x8"x2"	ext: 6 <sup>7</sup> / <sub>8</sub> " x 3"x2 <sup>3</sup> / <sub>4</sub> " int: 3 <sup>1</sup> / <sub>4</sub> " x 8 <sup>1</sup> / <sub>4</sub> " x 2 <sup>3</sup> / <sub>4</sub> "
<b>Weight:</b>	3.5 lbs	3.5 lbs	3.5 lbs	5.2 lbs
<b>Warranty:</b>	3 year electronics, limited lifetime mechanical & finish	3 year electronics, limited lifetime mechanical & finish	3 year electronics, limited lifetime mechanical & finish	3 year electronics, limited lifetime mechanical & finish
<b>Battery:</b>	4 AA	4 AA	4 AA	4 AA
<b>Latch Throw:</b>	1"	1"	1"	1/2"
<b>Key &amp; Cylinder:</b>	1 key, 5-pin, C keyway	1 key, 5-pin, C keyway	1 key, 5-pin, C keyway	1 key, 5-pin, C keyway
<b>Door Thickness:</b>	1 <sup>3</sup> / <sub>8</sub> " to 1 <sup>3</sup> / <sub>4</sub> "; Thick door kit extends 1 <sup>7</sup> / <sub>8</sub> " to 2 <sup>1</sup> / <sub>2</sub> "	1 <sup>3</sup> / <sub>8</sub> " to 1 <sup>3</sup> / <sub>4</sub> "; Thick door kit extends 1 <sup>7</sup> / <sub>8</sub> " to 2 <sup>1</sup> / <sub>2</sub> "	1 <sup>3</sup> / <sub>8</sub> " to 1 <sup>3</sup> / <sub>4</sub> "; Thick door kit extends 1 <sup>7</sup> / <sub>8</sub> " to 2 <sup>1</sup> / <sub>2</sub> "	1 <sup>3</sup> / <sub>8</sub> " to 1 <sup>3</sup> / <sub>4</sub> "
<b>Cross Bore Distance:</b>	4" center-to-center minimum	4" center-to-center minimum	4" center-to-center minimum	5 <sup>1</sup> / <sub>2</sub> " center-to-center minimum
<b>Cross Bore Diameter:</b>	1 <sup>1</sup> / <sub>2</sub> " or 2 <sup>1</sup> / <sub>8</sub> "	1 <sup>1</sup> / <sub>2</sub> " or 2 <sup>1</sup> / <sub>8</sub> "	1 <sup>1</sup> / <sub>2</sub> " or 2 <sup>1</sup> / <sub>8</sub> "	2 <sup>1</sup> / <sub>8</sub> "
<b>Edge Bore Diameter:</b>	1"	1"	1"	1"
<b>Backset:</b>	2 <sup>3</sup> / <sub>8</sub> " or 2 <sup>3</sup> / <sub>4</sub> "	2 <sup>3</sup> / <sub>8</sub> " or 2 <sup>3</sup> / <sub>4</sub> "	2 <sup>3</sup> / <sub>8</sub> " or 2 <sup>3</sup> / <sub>4</sub> "	2 <sup>3</sup> / <sub>8</sub> " or 2 <sup>3</sup> / <sub>4</sub> "
<b>Faceplate Size:</b>	1" x 2 <sup>1</sup> / <sub>4</sub> "	1" x 2 <sup>1</sup> / <sub>4</sub> "	1" x 2 <sup>1</sup> / <sub>4</sub> "	1" x 2 <sup>1</sup> / <sub>4</sub> "
<b>Faceplate Options:</b>	Round corner, square corner, and drive-in (dual option standard)	Round corner, square corner, and drive-in (dual option standard)	Round corner, square corner, and drive-in (dual option standard)	Round corner, square corner, and drive-in
<b>Strike:</b>	1 <sup>1</sup> / <sub>8</sub> " x 2 <sup>3</sup> / <sub>4</sub> " round corners, strike reinforcer	1 <sup>1</sup> / <sub>8</sub> " x 2 <sup>3</sup> / <sub>4</sub> " round corners, strike reinforcer	1 <sup>1</sup> / <sub>8</sub> " x 2 <sup>3</sup> / <sub>4</sub> " round corners, strike reinforcer	1 <sup>1</sup> / <sub>8</sub> " x 2 <sup>3</sup> / <sub>4</sub> " radius corner, full lip, latch strike
<b>Codes:</b>	Pre-set, unique 6 digit programming code, 2 pre- set unique 4-digit access codes, 30 access code capacity (4-8 digits)	Pre-set, unique 6-digit programming code, two pre-set unique 4-digit access codes, 30 code capacity	Pre-set, unique 6-digit programming code, two pre-set unique 4-digit access codes, 30 code capacity	Pre-set, unique 6-digit programming code, two pre-set unique 4-digit access codes, 19 code capacity
<b>Communications:</b>	Bluetooth® Smart***	900 MHz (Z-Wave® RF)**	900 MHz (Z-Wave® RF)**	900 MHz (Z-Wave® RF)**
<b>Operating Temps:</b>	Ext: -35C to 66C Int: -10C to 49C	Ext: -30C to 66C Int: -10C to 49C	Ext: -30C to 66C Int: -10C to 49C	Ext: -30C to 66C Int: -10C to 49C

\*\*\* The Bluetooth® word mark and logos are registered trademarks owned by Bluetooth SIG, Inc. and any use of such marks by Schlage Lock Company, LLC is under license. ^HomeKit™ is a trademark of Apple Inc.

**PACKAGING & CARTON SPECS**

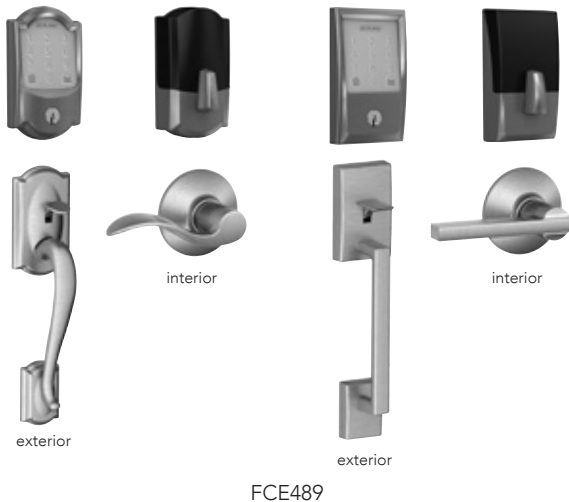
INDIVIDUAL CARTON					SHIPPER					
	CARTON WEIGHT	HEIGHT	WIDTH	DEPTH	QTY. SHIPPER	CARTON WEIGHT	CU. FT.	HEIGHT	WIDTH	DEPTH
BE479	5.2 lbs	9.8 in.	6.5 in.	5.7 in.	1	5.2	0.21	9.8 in.	6.5 in.	5.7 in.
BE469	3.8 lb	9.25 in.	5.125 in.	4.5 in.	4	16.0	0.58	10.0 in.	9.625 in.	10.5 in.
BE468	3.8 lb	9.25 in.	5.125 in.	4.5 in.	4	16.0	0.58	10.0 in.	9.625 in.	10.5 in.
FE599	5.15 lb	8.86 in.	7.42 in.	5.87 in.	2	10.8	0.42	9.55 in.	7.8 in.	12.08 in.

For Vis Pack carton specs, see page 150



### Peace of mind from anywhere

- Secure remote access from anywhere - no hubs or adapters required
- One-button enrollment allows for quicker, more convenient installation and set-up for owners
- Paired with Schlage Camelot or Century handleset
- Works with Schlage Home app, Key by Amazon and Amazon Alexa
- Firmware updates through the app ensure future compatibility



### FCE489

#### Schlage Encode™ Smart WiFi Deadbolt with Schlage Custom handleset exterior

#### FINISHES

Style/Design	Packaging	605	530	608	609	618	619	620	621	622	625	626	716	613
(CAM) Camelot	Box	•	\$776	•	•	•	\$776	•	•	\$776	\$776	•	\$776	•
(CEN) Century	Box	•	776	•	•	•	776	•	•	776	776	•	776	•

### FCE489

#### FCE489 Schlage Custom handleset interior options

#### FINISHES

Style/Design	Packaging	605	530	608	609	618	619	620	621	622	625	626	716	613
<b>Interior Thumbturn &amp; Interior Lever</b>														
(BRW) Broadway Lever	Box	•	•	•	•	•	✓	•	•	✓	✓	•	✓	•
(CYB) Clybourn Lever	Box	•	•	•	•	•	✓	•	•	✓	•	•	•	•
(DMP) Dempsey Lever	Box	•	•	•	•	•	✓	•	•	✓	•	•	•	•
(ELR) Eller Lever	Box	•	•	•	•	•	✓	•	•	✓	✓	•	✓	•
(LAT) Latitude Lever	Box	•	✓	•	•	•	✓	•	•	✓	•	•	✓	•
(NBK) Northbrook Lever	Box	•	•	•	•	•	✓	•	•	✓	✓	•	✓	•
(RVT) Rivington Lever	Box	•	•	•	•	•	✓	•	•	•	•	•	✓	•
(WIT) Whitney Lever	Box	•	✓	•	•	•	✓	•	•	✓	•	•	✓	•
<b>Interior Thumbturn &amp; Interior Knob</b>														
(ALX) Alexandria Knob	Box	•	✓	•	•	•	✓	•	•	✓	•	•	✓	•
(AND) Andover Knob	Box	•	•	•	•	•	✓	•	•	•	•	•	✓	•
(BWE) Bowery Knob	Box	•	✓	•	•	•	✓	•	•	✓	✓	•	✓	•
(DAW) Dawes Knob	Box	•	•	•	•	•	✓	•	•	✓	✓	•	•	•
(GAN) Ganton Knob	Box	•	•	•	•	•	✓	•	•	✓	•	•	•	•
(GEO) Georgian Knob	Box	•	•	•	•	•	✓	•	•	✓	✓	•	✓	•
(HOB) Hobson Knob	Box	•	•	•	•	•	✓	•	•	✓	•	•	✓	•
(OFM) Offerman Knob	Box	•	•	•	•	•	✓	•	•	•	•	•	✓	•
(PLY) Plymouth Knob	Box	•	•	•	•	•	✓	•	•	✓	✓	•	✓	•

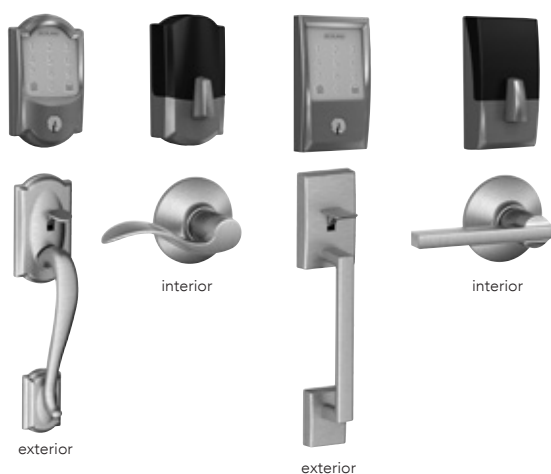
Schlage Encode only sold paired with a handleset or a combo pack.

#### List Price Adder:

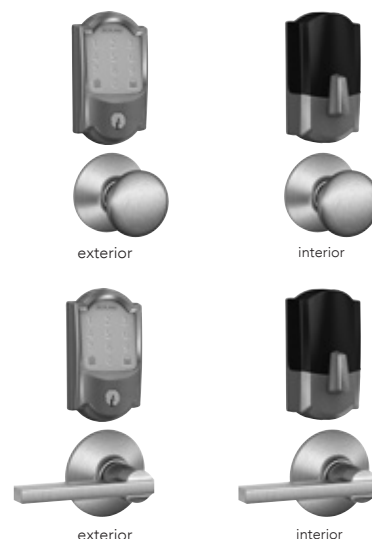
Decorative trim - add \$10 to list price. See page 28 for details.



## Electronic Locks Connected Home



FE489



FBE489

### FE489

#### Schlage Encode™ Smart WiFi Deadbolt with handleset exterior

#### FINISHES

Style/Design	Packaging	605	505	530	608	609	618	619	620	621	622	625	626	716	613
(CAM) Camelot	Box	•	•	•	•	•	•	\$760	•	•	\$760	\$760	•	\$760	•
(CEN) Century	Box	•	•	•	•	•	•	760	•	•	760	760	•	760	•

### FBE489

#### Schlage Encode™ Smart WiFi Deadbolt combo pack

#### FINISHES

Style/Design	Packaging	605	505	530	608	609	618	619	620	621	622	625	626	716	613
(CAM) Camelot	Box	•	•	•	•	•	•	\$610	•	•	\$610	\$610	•	\$610	•
(CEN) Century	Box	•	•	•	•	•	•	610	•	•	610	610	•	610	•

### FE489 Handleset interior options

### FBE489 Knob and Lever options (exterior and interior)

#### FINISHES

Style/Design	Packaging	605	505	530	608	609	618	619	620	621	622	625	626	716	613
<b>Interior Thumbturn &amp; Interior Lever</b>															
(ACC) Accent Lever*	Box	•	•	•	•	•	•	✓	•	•	✓	✓	•	✓	•
(AVA) Avanti Lever*	Box	•	•	•	•	•	•	✓	•	•	•	✓	•	✓	•
(BIR) Birmingham Lever	Box	•	•	•	•	•	•	✓	•	•	•	✓	•	✓	•
(BRW) Broadway Lever	Box	•	•	•	•	•	•	✓	•	•	✓	✓	•	✓	•
(CHP) Champagne Lever*	Box	•	•	•	•	•	•	✓	•	•	•	•	•	✓	•
(ELA) Elan Lever	Box	•	•	•	•	•	•	✓	•	•	✓	✓	•	✓	•
(FLA) Flair Lever*	Box	•	•	•	•	•	•	✓	•	•	•	✓	•	✓	•
(JAZ) Jazz Lever	Box	•	•	•	•	•	•	✓	•	•	•	•	•	•	•
(LAT) Latitude Lever	Box	•	•	•	•	•	•	✓	•	•	✓	✓	•	✓	•
(MER) Merano Lever*	Box	•	•	•	•	•	•	✓	•	•	✓	✓	•	✓	•
(MNH) Manhattan Lever*	Box	•	•	•	•	•	•	✓	•	•	•	✓	•	•	•
(NBK) Northbrook lever	Box	•	•	•	•	•	•	✓	•	•	•	•	•	•	•
(SAC) Sacramento Lever	Box	•	•	•	•	•	•	✓	•	•	•	✓	•	✓	•
(VLA) Avila Lever	Box	•	•	•	•	•	•	✓	•	•	•	✓	•	✓	•
<b>Interior Thumbturn &amp; Interior Knob</b>															
(AND) Andover Knob	Box	•	•	•	•	•	•	✓	•	•	•	✓	•	✓	•
(BEL) Bell Knob	Box	•	•	•	•	•	•	✓	•	•	•	✓	•	✓	•
(BWE) Bowery Knob	Box	•	•	•	•	•	•	✓	•	•	✓	✓	•	✓	•
(GEO) Georgian Knob	Box	•	•	•	•	•	•	✓	•	•	✓	✓	•	✓	•
(PLY) Plymouth Knob	Box	•	•	•	•	•	•	✓	•	•	✓	✓	•	✓	•
(ORB) Orbit Knob	Box	•	•	•	•	•	•	✓	•	•	•	✓	•	•	•
(SIE) Siena Knob	Box	•	•	•	•	•	•	✓	•	•	✓	✓	•	✓	•

Schlage Encode only sold paired with a handleset or a combo pack.

#### List Price Adder:

Decorative trim - add \$16 to list price. See page 38 for details.



## STANDARD FEATURES / CONFIGURATIONS

Schlage Encode™ **BE489WBC** (available in FE489, FBE489 and FCE489 combo packs only)

<b>Certification:</b>	ANSI/BHMA A156.36 Commercial Grade 1 ANSI/BHMA 156.40-2015 Residential Grade AAA UL Listed for 20 minute fire door. No hose
<b>Product Dimensions:</b> (wxhxd)	ext: 3" x 5" x 0.9" int: 3" x 5.5" x 2.2"
<b>Weight:</b>	3.4 lbs
<b>Warranty:</b>	3 year electronics, limited lifetime mechanical & finish
<b>Battery:</b>	4 AA
<b>Latch Throw:</b>	1"
<b>Key &amp; Cylinder:</b>	1 key, 5-pin, C keyway
<b>Door Thickness:</b>	1 <sup>3</sup> / <sub>8</sub> " to 1 <sup>3</sup> / <sub>4</sub> "; Thick door kit extends 1 <sup>7</sup> / <sub>8</sub> " to 2 <sup>1</sup> / <sub>2</sub> "
<b>Cross Bore Distance:</b>	4" center-to-center minimum
<b>Cross Bore Diameter:</b>	1 <sup>1</sup> / <sub>2</sub> " or 2 <sup>1</sup> / <sub>8</sub> "
<b>Edge Bore Diameter:</b>	1"
<b>Backset:</b>	2 <sup>3</sup> / <sub>8</sub> " or 2 <sup>3</sup> / <sub>4</sub> "
<b>Faceplate Size:</b>	1" x 2 <sup>1</sup> / <sub>4</sub> "
<b>Faceplate Options:</b>	Round corner, square corner, and drive-in (triple option standard)
<b>Strike:</b>	1 <sup>1</sup> / <sub>8</sub> " x 2 <sup>3</sup> / <sub>4</sub> " round corners, strike reinforcer
<b>Codes:</b>	Pre-set, unique 6 digit programming code, 2 pre-set unique 4-digit access codes, 100 access code capacity
<b>Communications:</b>	WiFi
<b>Operating Temps:</b>	Ext: -35C to 66C Int: -10C to 49C





## BE479AA Series Schlage Sense™ Smart Deadbolt

### FINISHES

Function	Packaging	605	505	530	608	609	618	619	620	621	622	625	626	716	613
BE479AA Camelot	Box/Vis	•	•	\$490	•	•	•	\$490	•	•	490	\$490	•	\$490	•
BE479AA Century	Box/Vis	•	•	490	•	•	•	490	•	•	490	490	•	490	•

### List Price Adders:

Visual Package Options (highlighted) - add \$5 to list price  
 Triple Option Latch - add \$2 to list price  
 Split Finish - add \$6.50 to highest list price

## BR400 Series Schlage Sense Wi-Fi Adapter

With the optional Schlage Sense™ Wi-Fi Adapter users can lock and unlock their Schlage Sense™ Smart Deadbolt from anywhere using iOS and Android™ smartphones.\*

### Features:

- Lock/unlock your Schlage Sense Smart Deadbolt from anywhere\*
- Easy setup and pairing with smartphone through Schlage Home app
- Get lock/unlock push notifications
- One Adapter can support up to two Schlage Sense™ Smart Deadbolts
- Pairs only with Schlage Sense Smart Deadbolt (Sold Separately)
- 1-year warranty



\* For remote capability, Schlage Sense Wi-Fi Adapter should be plugged into power, connected to Wi-Fi and in Bluetooth range of the Schlage Sense Smart Deadbolt (about 40 feet).

UPC	Part No /Description	List Price
043156638741	BR400 Schlage Sense Wi-Fi Adapter	\$ 126

## PACKAGING & CARTON SPECS

INDIVIDUAL CARTON					SHIPPER					
	CARTON WEIGHT	HEIGHT	WIDTH	DEPTH	QTY. SHIPPER	CARTON WEIGHT	CU. FT.	HEIGHT	WIDTH	DEPTH
BR400	0.4 lbs	4 in.	2.6 in.	4 in.	4	2.2 lbs.	0.15	8.7 in.	9 in.	3.3 in.





exterior



interior

 BE469ZP  
Camelot  
(CAM)


exterior



interior

 BE469ZP  
Century  
(CEN)

**BE469ZP Series  
Schlage Connect™**
**FINISHES**

Function	Packaging	605	505	530	608	609	618	619	620	621	622	625	626	716	613
BE469ZP* Camelot	Box/Vis	<b>\$440</b>	•	\$445	•	•	•	<b>\$445</b>	•	•	<b>\$445</b>	\$445	•	<b>\$445</b>	•
BE469ZP Century	Box/Vis	•	•	445	•	•	•	<b>445</b>	•	•	<b>445</b>	445	<b>445</b>	445	•

**List Price Adders:**

Visual Package Options (highlighted) - add \$5 to list price

Triple Option Latch - add \$2 to list price

Split Finish - add \$6.50 to highest list price



exterior



interior

 BE468ZP  
Camelot  
(CAM)


exterior



interior

 BE468ZP  
Century  
(CEN)

**BE468ZP features:**

- ANSI/BHMA Commercial Grade 2 Security Rating
- ANSI/BHMA Residential Grade BAA in Security, Durability, Finish
- White backlighting
- No alarm function

**BE468ZP Series**
**FINISHES**

Function	Packaging	605	505	530	608	609	618	619	620	621	622	625	626	716	613
BE468ZP Camelot		\$390	•	\$395	•	•	•	\$395	•	•	\$395	\$395	•	\$395	•
BE468ZP Century		•	•	395	•	•	•	395	•	•	395	395	395	395	•

**List Price Adders:**

Split Finish - add \$6.50 to highest list price





exterior



interior

BE468GBAK  
Camelot  
(CAM)



exterior



interior

BE468GBAK  
Century  
(CEN)

BE468GBAK features:

- ANSI/BHMA Commercial Grade 2 Security Rating
- ANSI/BHMA Residential Grade BAA in Security, Durability, Finish
- White backlighting
- No alarm function

## BE468GBAK

### Schlage Connect™ Touchscreen Deadbolt

### FINISHES

Function	Packaging	605	505	530	608	609	618	619	620	621	622	625	626	716	613
BE468GBAK Camelot	Box/Vis	\$440	•	\$445	•	•	•	\$445	•	•	\$445	\$445	•	\$445	•
BE468GBAK Century	Box/Vis	•	•	445	•	•	•	445	•	•	445	445	•	445	•

### List Price Adders:

Triple Option Latch - add \$2 to list price  
Split Finish - add \$6.50 to highest list price



exterior



interior

FE599NX  
Camelot x Accent  
(CAM x ACC)

## FE599NX Series

### Connected Keypad Lever

### FINISHES

Function	Packaging	605	505	608	609	618	619	620	621	622	625	626	716	613
FE599NX Camelot		•	\$420	•	•	•	\$420	•	•	•	•	•	\$420	•



## Code Entry Locks

### AVAILABLE FUNCTIONS



BE375



FE695

#### Schlage Touch™ Locks

**ANSI/BHMA Commercial Grade 2**  
**ANSI/BHMA Residential Grade AAA**

##### BE375 – Touchscreen Deadbolt

- Deadbolt retracted by entering valid user code then rotating outside thumbturn, or by inside thumb turn
- Deadbolt thrown by **rotating** outside thumbturn after pressing Schlage button, or by inside thumbturn

##### FE695 – Touchscreen Lever

- Unlocked **from outside** by valid access code
- Inside knob or lever always unlocked
- Interior switch sets lock to unlocked or automatic re-locking modes



BE365



FE595

#### Keypad Locks

**ANSI/BHMA Commercial Grade 2**

##### BE365 - Keypad Deadbolt

- Deadbolt thrown from outside by keyway turn after pressing Schlage button or by inside thumbturn
- Deadbolt retracted from outside by entering valid access code then rotating keyway turn or by inside thumbturn
- Key can be used to unlock as backup

##### FE595 - Keypad Entry with Flex-Lock

- Flex-locking, **use interior switch to change** between unlocked or automatic re-locking **modes**
- Unlocked by valid access code from outside
- Inside knob or lever always unlocked
- Key can be used to unlock as back-up



FE575

##### FE575 - Keypad Entry with Auto-Lock

- Auto-locking, automatically re-locks after 5 seconds
- Unlocked by valid access code from outside
- Inside knob or lever always unlocked
- Key can be used to unlock as back-up

**NOTE:**

FE285 is now located in the Handleset section of the pricebook

### PRODUCT IDENTIFICATION

FE	595		PLY	505	FLA		12-322	10-115	KD
Lock Series	Product	Suffix Package	Style	Finish Code	Design	Hand	Latch	Strike	Keying

### FINISH CODES & DESCRIPTIONS

505	530	605	608	609	613	618	619	620	621	622	625	626	716
Lifetime Bright Brass	Black Stainless	Bright Brass (US3)	Satin Brass	Antique Brass (US5)	Oil-Rubbed Bronze (US10B)	Polished Nickel	Satin Nickel (US15)	Antique Pewter (US15A)	Distressed Nickel	Matte Black (US19)	Bright Chrome (US26)	Satin Chrome (US26D)	Aged Bronze

Non-standard finishes are not available.  
Full-color swatch examples available on inside Handleset tab.



## CODE ENTRY LOCKS

### STANDARD FEATURES / CONFIGURATIONS

Certification	Schlage Touch™ Electronic Deadbolt BE375	Schlage Touch™ Electronic Lever FE695
	ANSI/BHMA Commercial Grade 2 ANSI/BHMA Residential Grade AAA	ANSI/BHMA Commercial Grade 2 ANSI/BHMA Residential Grade AAA
<b>Product Dimensions (inches) (w x h x d)</b>	3 x 5.4 x 5.2	3 x 5.4 x 7.9
<b>Weight</b>	3.4 lbs	4.5 lbs
<b>Warranty</b>	3 year electronics, limited lifetime mechanical and finish	3 year electronics, limited lifetime mechanical and finish
<b>Battery</b>	9V battery (1)	9V battery (1)
<b>Latch Throw</b>	1"	1/2" throw, 7/8" housing diameter
<b>Cylinder</b>	None	None
<b>Door Thickness</b>	extends 1 3/8" to 1 3/4" 1 7/8" to 2 1/2"; thick door kit	1 3/8" to 1 3/4"
<b>Cross Bore</b>	2 1/8"	2 1/8"
<b>Latch Faceplate Size</b>	1"	1" x 2 1/4" radius corner
<b>Latch/Backset</b>	2 3/8" to 2 3/4" adjustable	2 3/8" OR 2 3/4" adjustable
<b>Latch Faceplate Size</b>	1" x 2 1/4"	1" x 2 1/4"
<b>Latch Faceplate Options</b>	Springlatch radius corner and circular drive-in faceplates	Springlatch radius corner and circular drive-in faceplates
<b>Strike</b>	1 1/8" x 2 3/4" round corners, strike reinforce	1 5/8" x 2 1/4", radius corner, full lip latch strikes
<b>Keys</b>	None	None
<b>Codes</b>	2 pre-set unique 4-digit access codes, storage of up to 19 access codes	2 pre-set unique 4-digit access codes, storage of up to 19 access codes
<b>Operating Temperatures</b>	Outside lock body (exterior mounted): -35C to 66C Inside lock body (interior mounted): -10C to 50C	Outside lock body (exterior mounted): -35C to 66C Inside lock body (interior mounted): -10C to 50C

## LATCHES & STRIKES

### FE Keypad Levers

Keyed Latches - Dead Latches

**16-086** - Dual Option (Round, Drive-in) - **STANDARD**

**16-207** - Square Corner

**16-211** - Triple Option (Round, Square, Drive-in)

Strikes

**10-027** - Round Corner Full Lip - **STANDARD**

**10-001** - Square Corner T Strike

**10-026** - Square Corner Full Lip

**10-058** - Circular - Adjustable

**10-063** - Dual Strikes (Round & Square Full Lip)

**10-025** - ANSI Square Corner

### BE Keypad Deadbolts

Latches

**12-321** - Dual Option (Round, Drive-in) - **STANDARD**

**12-288** - Square Corner

**12-287** - Triple Option (Round, Square, Drive-in)

**12-294** - UL Listed Square Corner with Firecup

**12-397** - UL Listed Round Corner with Firecup

Strikes

**10-116** - Round Corner Strike with Reinforcer - **STANDARD**

**10-092** - Round Corner Full Lip Strike

**10-094** - Square Corner Strike with Reinforcer



## CODE ENTRY LOCKS

## STANDARD FEATURES / CONFIGURATIONS

Certification	Electronic Keypad <b>Deadbolt</b> BE365	Electronic Keypad <b>Entry with Flex-Lock</b> FE595	Electronic Keypad <b>Entry with Auto-Lock</b> FE575
	ANSI/BHMA Commercial Grade 2 ANSI/BHMA Residential Grade AAA Options available for UL Listed for 20-min fire door and 3-hour fire door	ANSI/BHMA Commercial Grade 2 ANSI/BHMA Residential Grade AAA	ANSI/BHMA Commercial Grade 2 ANSI/BHMA Residential Grade AAA
<b>Product Dimensions (inches) (w x h x d)</b>	6.77 x 4.22 x 8.39	3.01 x 6.84 x 6.85	3.01 x 6.84 x 6.85
<b>Weight</b>	5.5 lbs	5.05 lbs	4.25 lbs
<b>Warranty</b>	3 year electronics, limited lifetime mechanical and finish	3 year electronics, limited lifetime mechanical and finish	3 year electronics, limited lifetime mechanical and finish
<b>Battery</b>	9V battery (1)	9V battery (1)	9V battery (1)
<b>Latch Throw</b>	1"	1/2" throw, 7/8" housing diameter	1"
<b>Cylinder</b>	5 pin, C keyway	5 pin, C keyway	5 pin, C keyway
<b>Door Thickness</b>	1 3/8" to 1 3/4"	1 3/8" to 1 3/4"	1 3/8" to 1 3/4"
<b>Cross Bore</b>	2 1/8"	2 1/8"	2 1/8"
<b>Latch Faceplate Size</b>	1"	1" x 2 1/4" radius corner	1"
<b>Latch/Backset</b>	2 3/8" to 2 3/4" adjustable	2 3/8" to 2 3/4" adjustable	2 3/8" to 2 3/4" adjustable
<b>Latch Faceplate Size</b>	1" x 2 1/4"	1" x 2 1/4"	1" x 2 1/4"
<b>Latch Faceplate Options</b>	Round corner, square corner, and drive-in (dual option standard)	Springlatch radius corner and circular drive-in faceplates	Round corner, square corner, and drive-in (dual option standard)
<b>Strike</b>	1 1/8" x 2 3/4" round corners, strike reinforce	1 5/8" x 2 1/4", radius corner, full lip latch strikes	1 1/8" x 2 3/4" round corners, strike reinforce
<b>Keys</b>	1 Key	1 Key	1 Key
<b>Codes</b>	2 pre-set unique 4-digit access codes, storage of up to 19 access codes	2 pre-set unique 4-digit access codes, storage of up to 19 access codes	2 pre-set unique 4-digit access codes, storage of up to 19 access codes
<b>Operating Temperatures</b>	Outside lock body (exterior mounted): -35C to 66C Inside lock body (interior mounted): -10C to 50C	Outside lock body (exterior mounted): -35C to 66C Inside lock body (interior mounted): -10C to 50C	Outside lock body (exterior mounted): -35C to 66C Inside lock body (interior mounted): -10C to 50C

## PACKAGING &amp; CARTON SPECS

INDIVIDUAL CARTON					SHIPPER					
	CARTON WEIGHT	HEIGHT	WIDTH	DEPTH	QTY. SHIPPER	CARTON WEIGHT	CU. FT.	HEIGHT	WIDTH	DEPTH
<b>Levers</b>										
FE375	3.31	4.63 in.	9.25 in.	5.00 in.	6	20.80	0.83	9.75 in.	9.50 in.	15.50 in.
FE695	4.04	6.00 in.	6.50 in.	9.13 in.	6	27.00	1.44	9.75 in.	12.75 in.	20.00 in.
BE365	5.50	4.22 in.	6.77 in.	8.39 in.	6	33.00	1.00	9.30 in.	13.50 in.	14.10 in.
FE595	5.05	4.75 in.	8.00 in.	9.50 in.	6	30.30	1.50	10.60 in.	14.00 in.	17.00 in.
FE575	4.25	4.75 in.	8.00 in.	9.50 in.	6	25.50	1.50	10.60 in.	14.00 in.	17.00 in.


For Vis Pack carton specs, see page 150



## Schlage Touch™ Deadbolts



exterior



interior

BE375  
Camelot  
(CAM)



exterior



interior

BE375  
Century  
(CEN)

### BE375 Series Schlage Touch™ Deadbolts

#### FINISHES

Function	Style/Design	Packaging	605	505	608	609	618	619	620	621	622	625	626	716	613
BE375	Camelot	Box/Vis	\$250	•	•	\$255	•	<b>\$255</b>	•	•	\$255	\$255	\$255	<b>\$255</b>	•
BE375	Century	Box/Vis	•	•	•	•	•	<b>255</b>	•	•	<b>255</b>	255	255	<b>255</b>	•

#### List Price Adders:

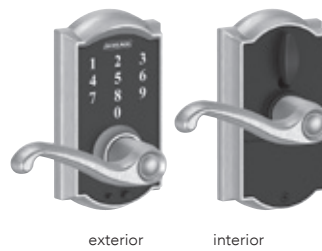
Visual Package Options (highlighted) - add \$5 to list price  
Triple Option Latch - add \$2 to list price




## Schlage Touch™ Levers



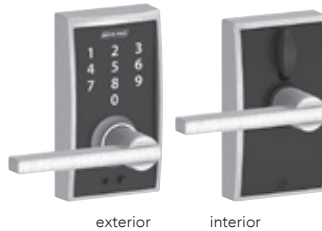
FE695  
Camelot x Accent  
(CAM) (ACC)



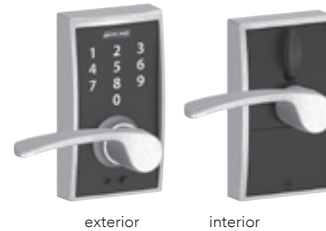
FE695  
Camelot x Flair  
(CAM) (FLA)



FE695  
Century x Broadway  
(CEN) (BRW)



FE695  
Century x Latitude  
(CEN) (LAT)



FE695  
Century x Merano  
(CEN) (MER)

### FE695 Series

#### Schlage Touch Keyless Touchscreen Levers

#### FINISHES

Function	Style/Design	Packaging	605	505	608	609	618	619	620	621	622	625	626	716	613
<b>(CAM) Camelot</b>															
FE695	Accent	Box/Vis	\$270	•	•	\$275	•	<b>\$275</b>	•	•	\$275	\$275	\$275	<b>\$275</b>	•
FE695	Flair	Box	270	•	•	275	•	275	•	•	•	•	275	275	•
<b>(CEN) Century</b>															
FE695	Broadway	Box	•	•	•	•	•	275	•	•	275	275	275	275	•
FE695	Elan	Box	•	•	•	•	•	•	•	•	•	•	275	•	•
FE695	Latitude	Box/Vis	•	•	•	•	•	<b>275</b>	•	•	<b>275</b>	275	275	<b>275</b>	•
FE695	Merano	Box	•	•	•	•	•	275	•	•	275	275	275	275	•

#### List Price Adders:

Visual Package Options (highlighted) - add \$5 to list price  
Triple Option Latch - add \$2 to list price



## Keypad Deadbolts



exterior

interior

BE365  
Camelot  
(CAM)



exterior

interior

BE365  
Plymouth  
(PLY)

### BE Series Keypad Deadbolts

#### FINISHES


Function		Packaging	605	505	530	608	609	618	619	620	621	622	625	626	716	613
BE365	Camelot	Box/Vis	•	\$225	\$225	•	\$225	•	<b>\$225</b>	\$225	•	•	•	\$225	<b>\$225</b>	•
BE365	Plymouth	Box/Vis	•	<b>225</b>	•	•	<b>225</b>	•	225	225	•	•	•	225	225	•
BE365F20	Camelot	Box	•	240	•	•	240	•	240	240	•	•	•	240	240	•
BE365F20	Plymouth	Box	•	240	•	•	240	•	240	240	•	•	•	240	240	•
BE365F	Camelot UL	Box	•	280	•	•	280	•	280	280	•	•	•	280	280	•
BE365F	Plymouth UL	Box	•	280	•	•	280	•	280	280	•	•	•	280	280	•

#### List Price Adders:

Visual Package Options (highlighted) - add \$5 to list price  
Triple Option Latch - add \$2 to list price



## Keypad **Entry with Flex-Lock**



### FE595 Series

#### Keypad **Entry Lever or Knob with Flex-Lock**

#### FINISHES

Function	Style/Design	Packaging	605	505	608	609	618	619	620	621	622	625	626	716	613
<b>(CAM) Camelot</b>															
FE595	Accent Lever	Box/Vis	•	\$245	•	\$245	•	<b>\$245</b>	\$245	•	•	•	\$245	<b>\$245</b>	•
FE595	Georgian Knob	Box	•	230	•	230	•	230	•	•	•	•	•	230	•
<b>(PLY) Plymouth</b>															
FE595	Accent Lever	Box	•	245	•	•	•	245	245	•	•	•	•	245	•
FE595	Latitude Lever	Box/Vis	•	•	•	•	•	<b>245</b>	•	•	•	•	245	•	•
FE595	Elan Lever	Box	•	•	•	•	•	•	•	•	•	•	245	•	•
FE595	Flair Lever	Box/Vis	•	<b>245</b>	•	<b>245</b>	•	245	245	•	•	•	245	245	•
FE595	Jazz Lever	Box	•	•	•	•	•	•	•	•	•	•	245	•	•
FE595	Plymouth Knob	Box	•	230	•	•	•	230	•	•	•	•	•	•	•
FE595	Merano Lever	Vis	•	•	•	•	•	<b>245</b>	•	•	•	•	•	•	•
FE595CSV	Elan Lever	Vis	•	•	•	•	•	•	•	•	•	•	245*	245*	•
FE595CSV	Orbit Knob	Vis	•	•	•	•	•	•	•	•	•	•	230*	•	•

#### List Price Adders:

Visual Package Options (highlighted) - add \$5 to list price

Triple Option Latch - add \$2 to list price

\* Contractor Series. Visual Package and Triple Option Latch only - add \$13 to list price



## Electronic Locks Code Entry

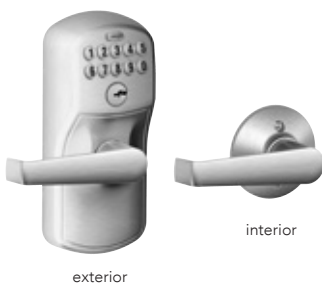
### Keypad Entry with Auto-Lock



FE575  
Camelot x Accent  
(CAM) (ACC)



FE575  
Plymouth x Accent  
(PLY) (ACC)



FE575  
Plymouth x Elan  
(PLY) (ELA)



FE575  
Plymouth x Flair  
(PLY) (FLA)



FE575  
Plymouth x Jazz  
(PLY) (JAZ)

#### FE575 Series

#### Keypad Entry Lever or Knob with Auto-Lock

#### FINISHES

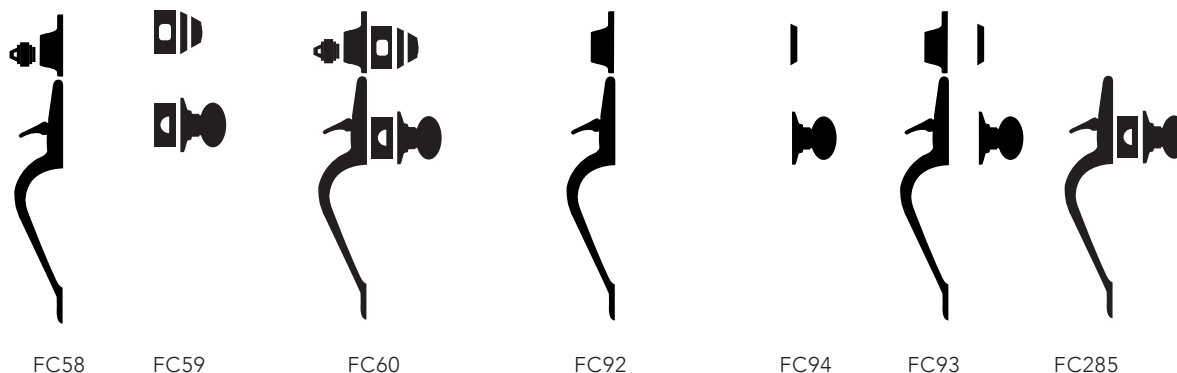
Function	Style/Design	Packaging	605	505	608	609	618	619	620	621	622	625	626	716	613
<b>(CAM) Camelot</b>															
FE575	Accent Lever	Box	•	\$235	•	\$235	•	\$235	\$235	•	•	•	\$235	\$235	•
<b>(PLY) Plymouth</b>															
FE575	Accent Lever	Box	•	•	•	•	•	235	235	•	•	•	•	235	•
FE575	Elan Lever	Box	•	•	•	•	•	•	•	•	•	•	235	•	•
FE575	Flair Lever	Box	•	235	•	235	•	235	235	•	•	•	235	235	•
FE575	Jazz Lever	Box	•	•	•	•	•	•	•	•	•	•	235	•	•
FE575	Plymouth Knob	Box	•	235	•	•	•	•	•	•	•	•	•	•	•



FC Series. . . . .	23
FCT Series. . . . .	29
F Series. . . . .	31
F Series decorative collection . . . . .	38
J Series . . . . .	39

## FC Series Handlesets

### AVAILABLE FUNCTIONS



### ANSI/BHMA A156.36 Commercial Grade 1 ANSI/BHMA A156.40 Residential Grade AAA Entrance Handlesets

#### FC58 – Handleset/Entrance Lock Exterior

- Outside grip and deadbolt trim of FC60
- Pair with an FC59 for a complete handleset

#### FC59 – Handleset/Entrance Lock Interior

- Inside trim, deadbolt thumbturn, latches, strikes & screws for FC60
- Pair with an FC58 for a complete handleset

#### FC60 – Single Cylinder Deadbolt/Entrance Lock

- Deadbolt thrown or retracted by key from outside or by inside thumbturn
- Latch retracted by thumbpiece from outside or by inside knob/lever

#### FC92 – Inactive Handleset Exterior

- Outside inactive grip & dummy deadbolt
- Pair with an FC94 for a complete inactive handleset

#### FC94 – Inactive Handleset Interior

- Inside inactive knob/lever, blank deadbolt trim & screws
- Pair with an FC92 for a complete inactive handleset

#### FC93 – Inactive Handleset

- For use as door pull or as decorative trim on inactive leaf of pair of doors
- Fixed thumbpiece and inside knob/lever
- Decorative deadbolt with inside trim

#### FC285 - Lower Half - Front Entry Set

- Combine with Electronic Deadbolt for complete Front Entry Set
- Latch retracted by thumbpiece from outside or by inside knob/lever

### PRODUCT IDENTIFICATION

FC	60	F	CEN	619	LAT	CEN	16-680	10-269	KD
Lock Series	Product	UL Fire Rated	Style	Finish Code	Design	Decorative Trim	Latch	Strike	Keying

### LATCHES & STRIKES

#### Latches

**16-680** - Triple Option - Round Corner + Square Corner + Drive-in (16-601 + 12-287)

#### Strikes

**10-115** - Round Corner Full Lip Strike Set (10-027 + 10-116)  
**10-269** - Round Corner Strike Set (10-026 + 10-027 + 10-116) STANDARD



## STANDARD FEATURES / CONFIGURATIONS

### FC-Series Entrance Handlesets\*

<b>Certification:</b>	ANSI/BHMA A156.36-2016 Commercial Grade 1 ANSI/BHMA A156.40-2015 Residential Grade AAA
<b>Latch:</b>	1" x 2 1/4" square corner, 1/4" radius corner faceplate, circular drive-in faceplate, 1" housing diameter, 1/2" throw springlatch
<b>Deadbolt:</b>	1" x 2 1/4" square corner, 1/4" radius corner faceplate, circular drive-in faceplate, 1" housing diameter, 1" throw
<b>Strike:</b>	Part 10-269, includes: 1 1/4" radius round corner deadbolt strike (10-116), 1 square corner full 1 1/4" radius round corner full lip strike (10-027)
<b>Reinforcement:</b>	Door frame reinforcer with 3" screws
<b>Backset:</b>	Adjustable backset latch and deadbolt, fits either 2 3/8" or 2 3/4" backsets
<b>Cylinder:</b>	5-Pin, keyed 5-Pin, C keyway, keyed different (KD)
<b>Door Range:</b>	1 5/8" - 2 1/4"
<b>Keys:</b>	Two cut keys per lock, 5-pin, C section
<b>Adjustable Throughbolt:</b>	Adjustable throughbolt can move up and down 1 1/2" to fit a variety of pre-existing holes

\*Locks are furnished with standard features unless otherwise specified  
To order locks with non-standard features specify non-standard feature desired

## FINISH CODES & DESCRIPTIONS

530	608	618	619	622	625	626	716
Black Stainless	Satin Brass	Polished Nickel	Satin Nickel (US15)	Matte Black (US19)	Bright Chrome (US26)	Satin Chrome (US26D)	Aged Bronze


## PACKAGING & CARTON SPECS

	INDIVIDUAL CARTON				SHIPPER					
	CARTON WEIGHT	HEIGHT	WIDTH	DEPTH	QTY. SHIPPER	CARTON WEIGHT	CU. FT.	HEIGHT	WIDTH	DEPTH
<b>Handlesets</b>										
FC58	4.21	3.88 in.	8.00 in.	16.25 in.	4.00	17.75	0.02	8.38 in.	16.00 in.	16.88 in.
FC59	2.13	3.63 in.	4.25 in.	8.13 in.	8.00	17.95	0.02	6.50 in.	15.25 in.	18.25 in.
FC60	6.34	3.88 in.	8.00 in.	16.25 in.	4.00	26.27	0.02	8.38 in.	16.00 in.	16.88 in.
FC92	3.99	3.88 in.	8.00 in.	16.25 in.	4.00	16.87	0.02	8.38 in.	16.00 in.	18.88 in.
FC94	1.78	3.63 in.	4.25 in.	8.13 in.	8.00	15.15	0.02	6.50 in.	15.25 in.	18.25 in.
FC93	5.77	3.88 in.	8.00 in.	16.25 in.	4.00	23.99	0.02	8.38 in.	16.00 in.	16.88 in.
<b>FC285</b>	<b>4.12</b>	<b>3.88 in.</b>	<b>8.00 in.</b>	<b>16.25 in.</b>	<b>4.00</b>	<b>17.39</b>	<b>0.02</b>	<b>8.38 in.</b>	<b>16.00 in.</b>	<b>16.88 in.</b>
FCT58	4.49	4.00 in.	8.38 in.	21.00 in.	2.00	18.87	0.03	9.13 in.	16.25 in.	21.50 in.
FCT59	2.71	3.75 in.	4.25 in.	10.75 in.	4.00	22.59	0.02	11.50 in.	9.00 in.	15.75 in.
FCT60	7.20	4.00 in.	8.38 in.	21.00 in.	2.00	29.71	0.03	9.13 in.	16.25 in.	21.50 in.
FCT92	4.61	4.00 in.	8.38 in.	21.00 in.	2.00	19.35	0.02	9.13 in.	16.25 in.	21.50 in.
FCT94	2.57	3.75 in.	4.25 in.	10.75 in.	4.00	21.47	0.02	11.50 in.	9.00 in.	15.75 in.
FCT93	7.18	4.00 in.	8.38 in.	21.00 in.	2.00	29.63	0.03	9.13 in.	16.25 in.	21.50 in.

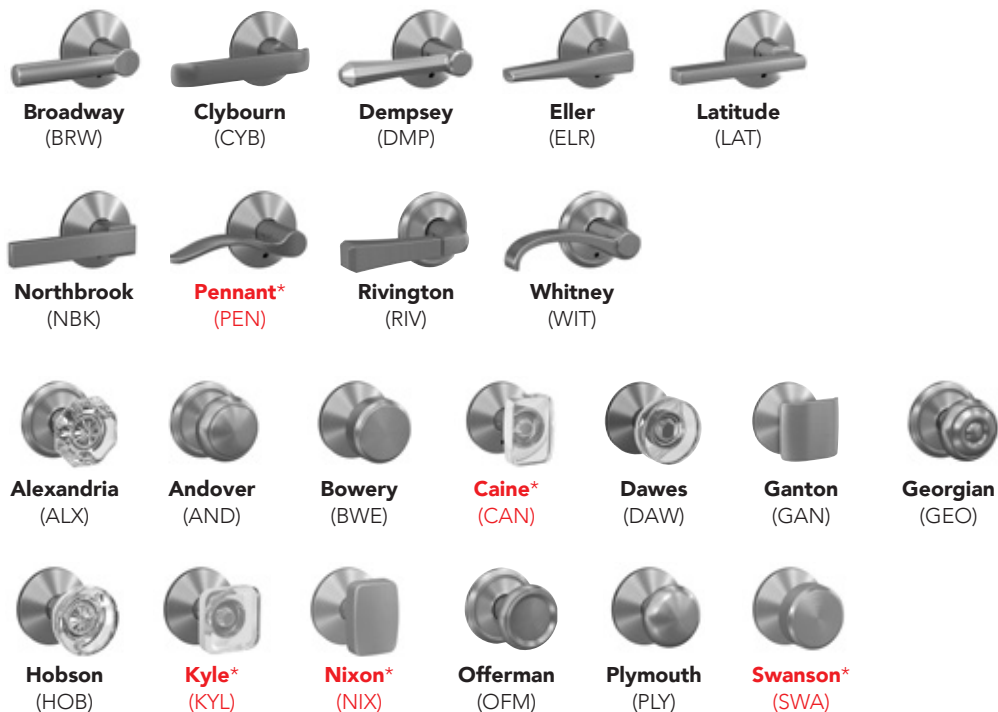


## AVAILABLE STYLES

### FC58 Available Exterior Styles



### FC59 Available Interior Styles



\* New style coming soon



## Handlesets FC Series

### FC58 Handleset Exterior

#### FINISHES

Style/Design	Packaging	605	530	608	609	618	619	620	621	622	625	626	716	613
(ADD) Addison	Box	*	*	*	*	*	\$183	*	*	\$183	\$183	*	\$183	*
(CAM) Camelot	Box	*	183	183	*	*	183	*	*	183	183	*	183	*
(CEN) Century	Box	*	183	183	*	183	183	*	*	183	183	183	183	*
(GRW) Greenwich	Box	*	*	*	*	*	183	*	*	183	183	183	183	*
(PLY) Plymouth	Box	*	*	*	*	*	183	*	*	183	183	*	183	*
(WKF) Wakefield	Box	*	*	*	*	183	183	*	*	*	*	*	183	*

### FC59 Handleset/Entrance Lock Interior

#### FINISHES

Style/Design	Packaging	605	530	608	609	618	619	620	621	622	625	626	716	613
<b>Interior Thumbturn &amp; Interior Lever</b>														
(BRW) Broadway Lever	Box	*	*	*	*	*	\$108	*	*	\$108	\$108	\$108	\$108	*
(CYB) Clybourn Lever	Box	*	*	*	*	*	108	*	*	108	*	*	*	*
(DMP) Dempsey Lever	Box	*	*	*	*	108	108	*	*	108	*	*	*	*
(ELR) Eller Lever	Box	*	*	108	*	*	108	*	*	108	108	*	108	*
(LAT) Latitude Lever	Box	*	108	108	*	108	108	*	*	108	108	108	108	*
(NBK) Northbrook lever	Box	*	*	*	*	*	108	*	*	108	108	*	108	*
(PEN) Pennant Lever*	Box	*	*	*	*	*	108	*	*	108	108	108	108	*
(RVT) Rivington Lever	Box	*	*	*	*	*	108	*	*	*	*	*	108	*
(WIT) Whitney Lever	Box	*	108	108	*	*	108	*	*	108	*	*	108	*

#### Interior Thumbturn & Interior Knob

(AND) Andover Knob	Box	*	*	*	*	*	\$86	*	*	*	*	*	\$86	*
(BWE) Bowery Knob	Box	*	86	86	*	*	86	*	*	86	86	*	86	*
(GEO) Georgian Knob	Box	*	*	86	*	*	86	*	*	86	86	*	86	*
(PLY) Plymouth Knob	Box	*	*	*	*	*	86	*	*	86	86	86	86	*
(GAN) Ganton Knob	Box	*	*	*	*	*	108	*	*	108	*	*	*	*
(NIX) Nixon Knob*	Box	*	*	*	*	*	108	*	*	108	*	*	*	*
(OFM) Offerman Knob	Box	*	*	*	*	*	108	*	*	*	*	*	108	*
(SWA) Swanson Knob*	Box	*	*	*	*	*	108	*	*	108	108	*	108	*
(ALX) Alexandria Knob	Box	*	131	131	*	131	131	*	*	131	*	*	131	*
(CAN) Caine Knob*	Box	*	*	*	*	*	131	*	*	131	*	*	*	*
(DAW) Dawes Knob	Box	*	*	131	*	*	131	*	*	131	131	*	*	*
(HOB) Hobson Knob	Box	*	*	131	*	131	131	*	*	131	*	*	131	*
(KYL) Kyle Knob*	Box	*	*	*	*	*	131	*	*	131	131	*	*	*

**Note:** For FC60 Pricing, combine pricing from FC58 Series and FC59 Series above.

### FC92 Inactive Handlesets Exterior

#### FINISHES

Style/Design	Packaging	605	530	608	609	618	619	620	621	622	625	626	716	613
(ADD) Addison	Box	*	*	*	*	*	\$173	*	*	\$173	\$173	*	\$173	*
(CAM) Camelot	Box	*	173	173	*	*	173	*	*	173	173	*	173	*
(CEN) Century	Box	*	173	173	*	173	173	*	*	173	173	173	173	*
(GRW) Greenwich	Box	*	*	*	*	*	173	*	*	173	173	173	173	*
(PLY) Plymouth	Box	*	*	*	*	*	173	*	*	173	173	*	173	*
(WKF) Wakefield	Box	*	*	*	*	173	173	*	*	*	*	*	173	*

### FC94 Inactive Handlesets Interior

#### FINISHES

Style/Design	Packaging	605	530	608	609	618	619	620	621	622	625	626	716	613
<b>Interior Thumbturn &amp; Interior Lever</b>														
(BRW) Broadway Lever	Box	*	*	*	*	*	\$68	*	*	\$68	\$68	\$68	\$68	*
(CYB) Clybourn Lever	Box	*	*	*	*	*	68	*	*	68	*	*	*	*
(DMP) Dempsey Lever	Box	*	*	*	*	*	68	*	*	68	*	*	*	*
(ELR) Eller Lever	Box	*	*	68	*	*	68	*	*	68	68	*	68	*
(LAT) Latitude Lever	Box	*	68	68	*	*	68	*	*	68	68	68	68	*
(NBK) Northbrook Lever	Box	*	*	*	*	*	68	*	*	68	68	*	68	*
(PEN) Pennant Lever*	Box	*	*	*	*	*	68	*	*	68	68	68	68	*
(RVT) Rivington Lever	Box	*	*	*	*	*	68	*	*	*	*	*	68	*
(WIT) Whitney Lever	Box	*	68	68	*	*	68	*	*	68	*	*	68	*

#### Interior Thumbturn & Interior Knob

(AND) Andover Knob	Box	*	*	*	*	*	\$46	*	*	*	*	*	\$46	*
(BWE) Bowery Knob	Box	*	46	46	*	46	46	*	*	46	46	*	46	*
(GEO) Georgian Knob	Box	*	*	46	*	*	46	*	*	46	46	*	46	*
(PLY) Plymouth Knob	Box	*	*	*	*	*	46	*	*	46	46	46	46	*
(GAN) Ganton Knob	Box	*	*	*	*	*	68	*	*	68	*	*	*	*
(NIX) Nixon Knob*	Box	*	*	*	*	*	68	*	*	68	*	*	*	*
(OFM) Offerman Knob	Box	*	*	*	*	*	68	*	*	*	*	*	68	*
(SWA) Swanson Knob*	Box	*	*	*	*	*	68	*	*	68	68	68	91	*
(ALX) Alexandria Knob	Box	*	91	91	*	91	91	*	*	91	*	*	91	*
(CAN) Caine Knob	Box	*	*	*	*	*	91	*	*	91	*	*	*	*
(DAW) Dawes Knob	Box	*	*	91	*	*	91	*	*	91	91	*	*	*
(HOB) Hobson Knob	Box	*	*	91	*	91	91	*	*	91	*	*	91	*
(KYL) Kyle Knob*	Box	*	*	*	*	*	91	*	*	91	91	*	*	*

**Note:** For FC93 Pricing, combine pricing from FC92 Series and FC94 Series above.

Decorative Trim option- see chart on page 28

\* New style coming soon

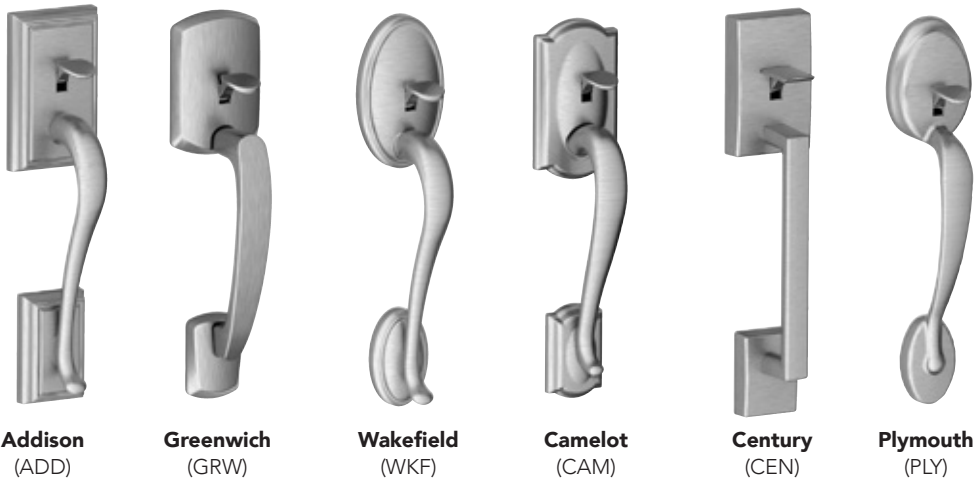


## AVAILABLE STYLES




BE479, BE469, BE375, & BE365 pair with Camelot, Century & Plymouth only.

## FC285 available exterior styles



## FC285 available interior styles





## Handlesets FC Series

For the full FC285 Handleset list price, add the price of the FC285 Exterior Option to the price of the FC285 Interior Option

### FC285

#### Handleset exterior options

#### FINISHES

Style/Design	Packaging	605	530	608	609	618	619	620	621	622	625	626	716	613
(ADD) Addison	Box	•	•	•	•	•	\$153	•	•	\$153	\$153	•	\$153	•
(CAM) Camelot	Box	•	153	153	•	•	153	•	•	153	153	•	153	•
(CEN) Century	Box	•	153	•	•	•	153	•	•	153	153	153	153	•
(GRW) Greenwich	Box	•	•	•	•	•	153	•	•	153	153	153	153	•
(PLY) Plymouth	Box	•	•	•	•	•	153	•	•	•	•	•	153	•
(WKF) Wakefield	Box	•	•	•	•	•	153	•	•	•	•	•	153	•

### FC285

#### Handleset interior options

#### FINISHES

Style/Design	Packaging	605	530	608	609	618	619	620	621	622	625	626	716	613
<b>Interior Thumbturn &amp; Interior Lever</b>														
(BRW) Broadway Lever	Box	•	•	•	•	•	\$78	•	•	\$78	\$78	\$78	\$78	•
(CYB) Clybourn Lever	Box	•	•	•	•	•	78	•	•	78	•	•	•	•
(DMP) Dempsey Lever	Box	•	•	•	•	78	78	•	•	78	•	•	•	•
(ELR) Eller Lever	Box	•	•	78	•	•	78	•	•	78	78	•	78	•
(LAT) Latitude Lever	Box	•	78	78	•	78	78	•	•	78	78	78	78	•
(NBK) Northbrook Lever	Box	•	•	•	•	•	78	•	•	78	•	•	78	•
(RVT) Rivington Lever	Box	•	•	•	•	•	78	•	•	•	•	•	78	•
(WIT) Whitney Lever	Box	•	78	78	•	•	78	•	•	78	•	•	78	•
<b>Interior Thumbturn &amp; Interior Knob</b>														
(AND) Andover Knob	Box	•	•	•	•	•	\$56	•	•	•	•	•	\$56	•
(BWE) Bowery Knob	Box	•	56	56	•	56	56	•	•	56	56	•	56	•
(GEO) Georgian Knob	Box	•	•	56	•	•	56	•	•	56	56	•	56	•
(PLY) Plymouth Knob	Box	•	•	•	•	•	56	•	•	56	56	56	56	•
(GAN) Ganton Knob	Box	•	•	•	•	•	78	•	•	78	•	•	•	•
(OFM) Offerman Knob	Box	•	•	•	•	•	78	•	•	•	•	•	78	•
(ALX) Alexandria Knob	Box	•	118	118	•	118	118	•	•	118	•	•	118	•
(DAW) Dawes Knob	Box	•	•	118	•	•	118	•	•	118	118	•	•	•
(HOB) Hobson Knob	Box	•	•	118	•	118	118	•	•	118	•	•	118	•

Pair a knob or lever with our inspired decorative trim options to bring your vision to life.

#### Follow these steps for pricing decorative combinations:

1. Locate the price of the standard knob or lever from the Knobs/Levers section.
2. Use the chart below to find the list price adder for the matching Decorative Collection upgrade.
3. Add the prices together for the total cost of the new combinations. (look at page 36 if you need some guidelines)

#### For FC59 / FC60 / FC93 / FC94 / FC285 / FCE489

#### Finishes available

Custom trim finish	605	530	608	609	618	619	620	621	622	625	626	716	613
Camelot (CAM)	•	\$10	\$10	•	•	\$10	•	•	\$10	•	•	\$10	•
Century (CEN)	•	10	10	•	•	10	•	•	10	10	10	10	•
Collins (COL)	•	10	10	•	•	10	•	•	10	10	10	10	•
Dalton (DLT)	•	•	•	•	•	10	•	•	10	•	•	•	•
Grandville (GDV)	•	•	•	•	•	10	•	•	•	•	•	10	•
Greene (GEE)*	•	•	•	•	•	10	•	•	10	•	•	•	•
Howe (HOW)*	•	•	•	•	•	10	•	•	10	10	•	10	•
Indy (IND)*	•	•	•	•	•	10	•	•	10	10	10	10	•
Upland (ULD)	•	•	•	•	•	10	•	•	10	10	•	10	•

\* New style coming soon. This trim option will not be available for FC285 and FCE489.



**AVAILABLE STYLES**

**Addison (ADD)**



FCT58

**Camelot (CAM)**



FCT58

**Greene (GEE)\***



FCT58

**Century (CEN)**



FCT58

**Greenwich (GRW)**



FCT58

\* New style coming soon



## Handlesets FCT Series

### FCT58 Handleset Exterior

Style/Design	Packaging	FINISHES												
		605	530	608	609	618	619	620	621	622	625	626	716	613
(CAM) Camelot	Box	•	\$188	•	•	•	\$188	•	•	\$188	\$188	•	\$188	•
(CEN) Century	Box	•	188	•	•	•	188	•	•	188	188	•	188	•
(ADD) Addison	Box	•	•	•	•	•	188	•	•	188	188	•	188	•
(GEE) Greene*	Box	•	•	•	•	•	188	•	•	188	•	•	•	•
(GRW) Greenwich	Box	•	•	•	•	•	188	•	•	188	188	•	188	•

### FCT59 Handleset/Entrance Lock Interior

FCT59 Handleset/Entrance Lock Interior			FINISHES												
Style/Design	Packaging	605	530	608	609	618	619	620	621	622	625	626	716	613	
Interior Thumbturn & Interior Lever															
(BRW) Broadway Lever	Box	•	•	•	•	•	\$118	•	•	\$118	\$118	•	\$118	•	
(CYB) Clybourn Lever	Box	•	•	•	•	•	118	•	•	118	•	•	•	•	
(DMP) Dempsey Lever	Box	•	•	•	•	•	118	•	•	118	•	•	•	•	
(ELR) Eller Lever	Box	•	•	•	•	•	118	•	•	118	118	•	118	•	
(LAT) Latitude Lever	Box	•	118	•	•	•	118	•	•	118	118	•	118	•	
(NBK) Northbrook Lever	Box	•	•	•	•	•	118	•	•	118	118	•	118	•	
(PEN) Pennant Lever*	Box	•	•	•	•	•	118	•	•	118	•	•	•	•	
(RVT) Rivington Lever	Box	•	•	•	•	•	118	•	•	•	•	•	118	•	
(WIT) Whitney Lever	Box	•	118	•	•	•	118	•	•	118	•	•	118	•	

### Interior Thumbturn & Interior Knob

(AND) Andover Knob	Box	•	•	•	•	•	\$96	•	•	•	•	•	\$96	•
(BWE) Bowery Knob	Box	•	96	•	•	•	96	•	•	96	96	•	96	•
(GEO) Georgian Knob	Box	•	•	•	•	•	96	•	•	96	96	•	96	•
(PLY) Plymouth Knob	Box	•	•	•	•	•	96	•	•	96	96	•	96	•
(GAN) Ganton Knob	Box	•	•	•	•	•	118	•	•	118	•	•	•	•
(NIX) Nixon Knob*	Box	•	•	•	•	•	118	•	•	118	•	•	•	•
(OFM) Offerman Knob	Box	•	•	•	•	•	118	•	•	•	•	•	118	•
(SWA) Swanson Knob*	Box	•	•	•	•	•	118	•	•	118	•	•	•	•
(ALX) Alexandria Knob	Box	•	141	•	•	•	141	•	•	141	•	•	141	•
(CAN) Caine Knob*	Box	•	•	•	•	•	141	•	•	141	•	•	•	•
(DAW) Dawes Knob	Box	•	•	141	•	•	141	•	•	141	141	•	•	•
(HOB) Hobson Knob	Box	•	•	•	•	•	141	•	•	141	•	•	141	•
(KYL) Kyle Knob*	Box	•	•	•	•	•	141	•	•	141	•	•	•	•

**Note:** For FCT60 Pricing, combine pricing from FCT58 Series and FCT59 Series above.

### FCT92 Inactive Handlesets Exterior

Style/Design	Packaging	FINISHES												
		605	530	608	609	618	619	620	621	622	625	626	716	613
(CAM) Camelot	Box	•	\$178	•	•	•	\$178	•	•	\$178	\$178	•	\$178	•
(CEN) Century	Box	•	178	•	•	•	178	•	•	178	178	•	178	•
(ADD) Addison	Box	•	•	•	•	•	178	•	•	178	178	•	178	•
(GEE) Greene*	Box	•	•	•	•	•	178	•	•	178	•	•	•	•
(GRW) Greenwich	Box	•	•	•	•	•	178	•	•	178	178	•	178	•

### FCT94 Handleset/Entrance Lock Interior

CT94 Handleset/Entrance Lock Interior			FINISHES											
Style/Design	Packaging	605	530	608	609	618	619	620	621	622	625	626	716	613
Interior Thumbturn & Interior Lever														
(BRW) Broadway Lever	Box	•	•	•	•	•	\$78	•	•	\$78	\$78	•	\$78	•
(CYB) Clybourn Lever	Box	•	•	•	•	•	78	•	•	78	•	•	•	•
(DMP) Dempsey Lever	Box	•	•	•	•	•	78	•	•	78	•	•	•	•
(ELR) Eller Lever	Box	•	•	•	•	•	78	•	•	78	78	•	78	•
(LAT) Latitude Lever	Box	•	78	•	•	•	78	•	•	78	78	•	78	•
(NBK) Northbrook Lever	Box	•	•	•	•	•	78	•	•	78	78	•	78	•
(PEN) Pennant Lever*	Box	•	•	•	•	•	78	•	•	78	•	•	•	•
(RVT) Rivington Lever	Box	•	•	•	•	•	78	•	•	•	•	•	78	•
(WIT) Whitney Lever	Box	•	78	•	•	•	78	•	•	78	•	•	78	•

### Interior Thumbturn & Interior Knob

(AND) Andover Knob	Box	•	•	•	•	•	\$56	•	•	•	•	•	\$56	•
(BWE) Bowery Knob	Box	•	56	•	•	•	56	•	•	56	56	•	56	•
(GEO) Georgian Knob	Box	•	•	•	•	•	56	•	•	56	56	•	56	•
(PLY) Plymouth Knob	Box	•	•	•	•	•	56	•	•	56	56	•	56	•
(GAN) Ganton Knob	Box	•	•	•	•	•	78	•	•	78	•	•	•	•
(NIX) Nixon Knob*	Box	•	•	•	•	•	78	•	•	78	78	•	•	•
(OFM) Offerman Knob	Box	•	•	•	•	•	78	•	•	•	•	•	78	•
(SWA) Swanson Knob*	Box	•	•	•	•	•	78	•	•	78	78	78	•	•
(ALX) Alexandria Knob	Box	•	101	•	•	•	101	•	•	101	•	•	101	•
(CAN) Caine Knob*	Box	•	•	•	•	•	101	•	•	101	•	•	•	•
(DAW) Dawes Knob	Box	•	•	101	•	•	101	•	•	101	101	•	•	•
(HOB) Hobson Knob	Box	•	•	•	•	•	101	•	•	101	•	•	101	•
(KYL) Kyle Knob*	Box	•	•	•	•	•	101	•	•	101	•	•	•	•

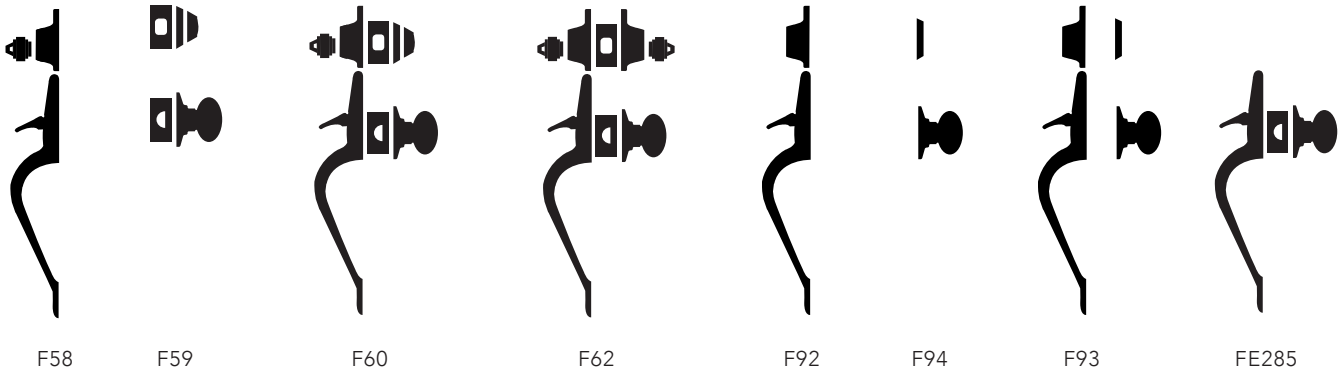
**Note:** For FCT93 Pricing, combine pricing from FCT92 Series and FCT94 Series above.

\* New style coming soon



## F Series Handlesets

### AVAILABLE FUNCTIONS



### ANSI/BHMA A156.36 Commercial Grade 1 ANSI/BHMA A156.40 Residential Grade AAA Entrance Handlesets

#### F58 – Handleset/Entrance Lock Exterior

- Outside grip and deadbolt trim of F60
- Pair with an F59 for a complete handleset

#### F59 – Handleset/Entrance Lock Interior

- Inside trim, deadbolt thumbturn, latches, strikes & screws for F60
- Pair with an F58 for a complete handleset

#### F60 – Single Cylinder Deadbolt/Entrance Lock

- Deadbolt thrown or retracted by key from outside or by inside thumbturn
- Latch retracted by thumbpiece from outside or by inside knob/lever

#### F62 – Double Cylinder Handleset/Entrance Lock\*

- Deadbolt thrown or retracted by key from either side
- Latch retracted by thumbpiece from outside or by inside knob/lever

#### F92 – Inactive Handleset Exterior

- Outside inactive grip & dummy deadbolt
- Pair with an F94 for a complete inactive handleset

#### F94 – Inactive Handleset Interior

- Inside inactive knob/lever, blank deadbolt trim & screws
- Pair with an F92 for a complete inactive handleset

#### F93 – Inactive Handleset

- For use as door pull or as decorative trim on inactive leaf of pair of doors
- Fixed thumbpiece and inside knob/lever
- Decorative deadbolt with inside trim

#### FE285 - Lower Half - Front Entry Set

- Combine with Electronic Deadbolt for complete Front Entry Set
- Latch retracted by thumbpiece from outside or by inside knob/lever

**\*CAUTION:** Double cylinder locks on residences and any door in any structure which is used for egress are a life safety hazard in times of emergency and their use is not recommended. Installation should be in accordance with existing codes only.

### PRODUCT IDENTIFICATION

F	60	F	CEN	619	MER	CEN	RH	12-322	10-115	KD
Lock Series	Product	UL Fire Rated (V - VisPack) (GC - Graphic Cover)	Style	Finish Code	Design	Decorative Trim	Hand	Latch	Strike	Keying

### LATCHES & STRIKES

#### Latches

**12-322** - Dual Option - Round Corner + Drive-in (16-080 + 12-321)  
**STANDARD**

**12-326** - Triple Option - Round Corner + Square Corner + Drive-in (16-210 + 12-287)

**12-353** - F60/62 UL Listed, 1" Square Corner

**12-354** - F60/62 UL Listed, 1" Round Corner

#### Strikes

**10-115** - Round Corner Full Lip Strike Set (10-027 + 10-116)  
**STANDARD**

**10-269** - Round Corner Strike Set (10-026 + 10-027 + 10-116)

**10-257** - Round Corner Full Lip (10-027 + 10-092)



## STANDARD FEATURES / CONFIGURATIONS

### F-Series Entrance Handlesets\*

<b>Certification:</b>	ANSI/BHMA A156.36-2016 Commercial Grade 1 ANSI/BHMA A156.40-2015 Residential Grade AAA Available UL Listed for 3-hour fire door
<b>Latch:</b>	1"x 2 1/4", 1/4" radius corner faceplate, 7/8" housing diameter, 1/2" throw springlatch
<b>Deadbolt:</b>	1"x 2 1/4", 1/4" radius corner faceplate, 1" housing diameter, 1" throw, latchset number 12-321
<b>Strike:</b>	Part 10-269, includes: 1 1/4" radius corner deadbolt strike (10-116), radius round corner full lip strike (10-027)
<b>Reinforcement:</b>	Door frame reinforcer with 3" screws
<b>Backset:</b>	Universal backset latch and deadbolt, fits either 2 3/8" or 2 3/4" backsets
<b>Cylinder:</b>	5-Pin, keyed 5-Pin, C keyway, keyed different (KD)
<b>Door Range**:</b>	1 3/8" - 1 7/8"
<b>Keys:</b>	Two cut keys per lock, 5-pin, C section
<b>Adjustable Throughbolt:</b>	Adjustable throughbolt can move up and down 1 1/2" to fit a variety of pre-existing holes

\*Locks are furnished with standard features unless otherwise specified  
To order locks with non-standard features specify non-standard feature desired

\*\*Thick door kit available for door thicknesses up to 2 1/4"  
See Parts sections for item number and pricing

## FINISH CODES & DESCRIPTIONS

505	605	608	609	613	618	619	620	621	622	625	626	716
Lifetime Bright Brass	Bright Brass (US3)	Satin Brass	Antique Brass (US5)	Oil-Rubbed Bronze (US10B)	Polished Nickel	Satin Nickel (US15)	Antique Pewter (US15A)	Distressed Nickel	Matte Black (US19)	Bright Chrome (US26)	Satin Chrome (US26D)	Aged Bronze

Non-standard finishes are not available.  
Full-color swatch examples available on inside Handleset tab.

## PACKAGING & CARTON SPECS

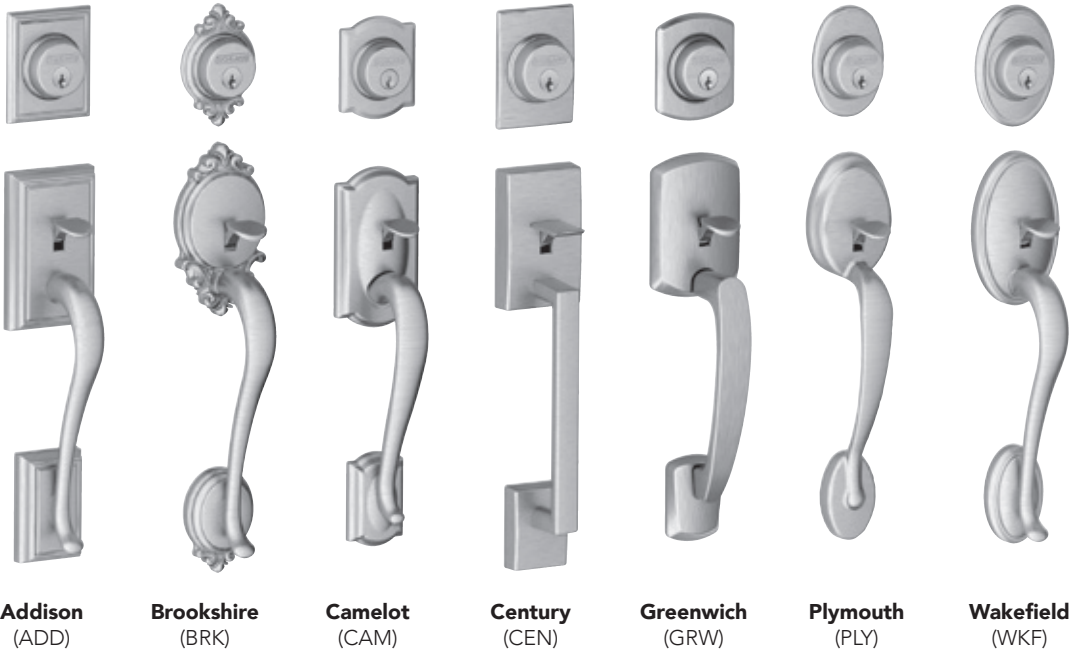
INDIVIDUAL CARTON					SHIPPER					
	CARTON WEIGHT	HEIGHT	WIDTH	DEPTH	QTY. SHIPPER	CARTON WEIGHT	CU. FT.	HEIGHT	WIDTH	DEPTH
<b>Levers</b>										
F58	4.30	3.90 in.	7.97 in.	16.25 in.	4.00	22.00	1.36	8.50 in.	16.00 in.	17.25 in.
F59	1.75	3.62 in.	4.31 in.	8.06 in.	8.00	20.00	0.94	6.00 in.	15.00 in.	18.00 in.
F60	6.16	3.90 in.	7.97 in.	16.25 in.	4.00	23.00	1.36	8.50 in.	16.00 in.	17.25 in.
F62	6.36	3.90 in.	7.97 in.	16.25 in.	4.00	24.00	1.36	8.50 in.	16.00 in.	17.25 in.
F92	4.30	3.90 in.	7.97 in.	16.25 in.	4.00	22.00	1.36	8.50 in.	16.00 in.	17.25 in.
F94	1.75	3.62 in.	4.31 in.	8.06 in.	20.00	33.60	1.73	9.13 in.	18.12 in.	18.12 in.
F93	5.75	3.90 in.	7.97 in.	16.25 in.	4.00	22.00	1.36	8.50 in.	16.00 in.	17.25 in.
FE285	5.00	3.88 in.	8.00 in.	16.25 in.	4.00	21.00	0.02	8.50 in.	16.00 in.	17.25 in.

For Vis Pack carton specs, see page 150

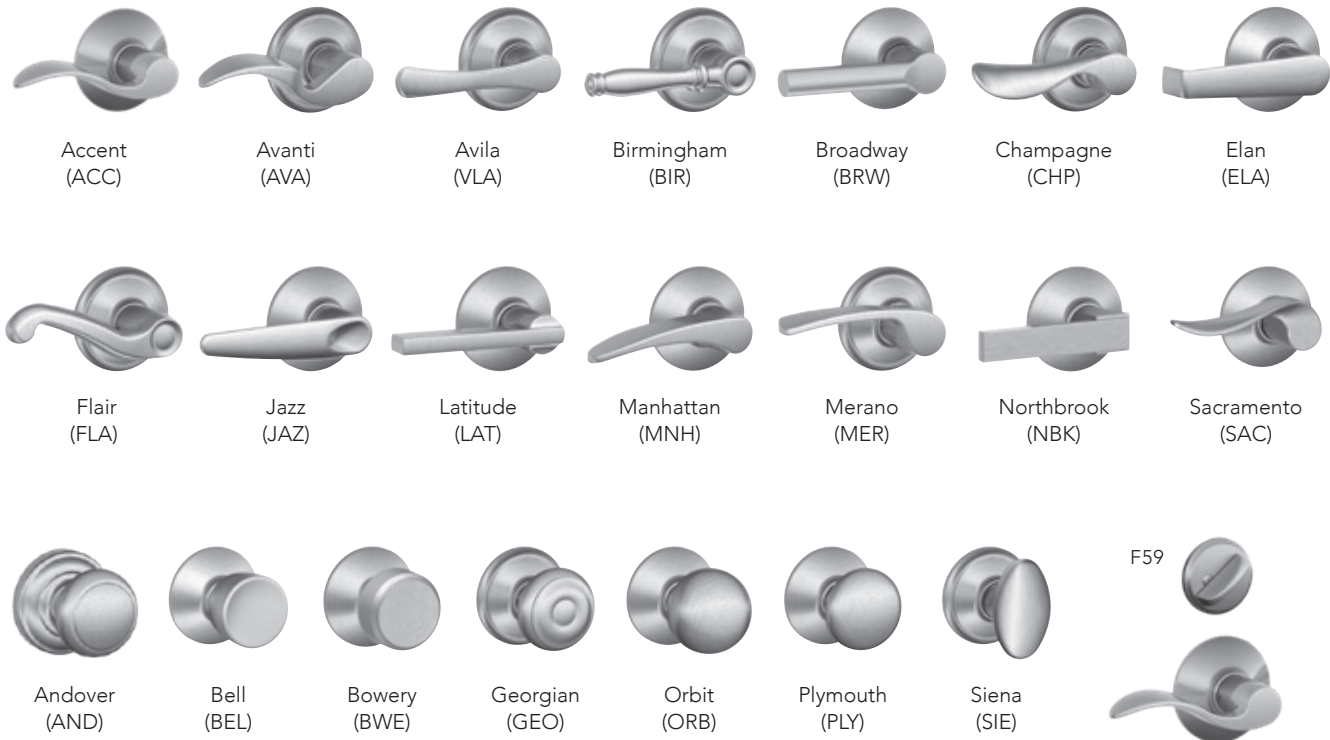


AVAILABLE STYLES

F58  
Available  
Exterior  
Styles



F59 Available Interior Styles





## F58 Series Handleset Exterior

### FINISHES

Style/Design	Packaging	605	505	608	609	618	619	620	621	622	625	626	716	613
(PLY) Plymouth	Box	\$140	\$175	•	\$175	•	\$175	\$175	•	\$175	\$175	\$175	\$175	\$205
(CAM) Camelot	Box	148	183	183	183	•	183	183	•	183	183	•	183	•
(CEN) Century	Box	•	•	•	•	183	183	•	•	183	183	183	183	•
(ADD) Addison	Box	•	•	•	188	•	188	188	188	188	188	•	188	•
(BRK) Brookshire	Box	153	•	•	188	•	188	•	•	188	•	•	188	•
(GRW) Greenwich	Box	•	•	•	•	188	188	•	•	188	188	188	188	•
(WKF) Wakefield	Box	•	•	•	•	188	188	188	•	188	188	•	188	•

## F59 Series Handleset/Entrance Lock Interior

### FINISHES

Style/Design	Packaging	605	505	608	609	618	619	620	621	622	625	626	716	613
<b>Interior Thumbturn &amp; Interior Lever</b>														
(VLA) Avila Lever	Box	\$100	•	•	\$105	•	\$105	•	•	•	\$105	\$105	\$105	•
(SAC) Sacramento Lever*	Box	•	•	•	•	105	105	•	•	•	105	105	105	•
(ACC) Accent Lever*	Box	103	•	108	108	108	108	108	108	108	108	108	108	111
(AVA) Avanti Lever*	Box	•	•	•	108	•	108	•	•	•	108	•	108	•
(BIR) Birmingham Lever	Box	•	•	•	•	•	108	•	•	•	108	•	108	•
(BRW) Broadway Lever	Box	•	•	•	•	•	108	•	•	108	108	108	108	•
(ELA) Elan Lever	Box	103	•	•	108	•	108	•	•	108	108	108	108	•
(FLA) Flair Lever*	Box	103	•	108	108	•	108	108	•	•	108	108	108	•
(JAZ) Jazz Lever	Box	•	•	•	•	•	108	•	•	108	108	108	108	•
(LAT) Latitude Lever	Box	•	•	•	•	108	108	•	•	108	108	108	108	•
(MER) Merano Lever*	Box	•	•	•	•	•	108	•	•	108	108	108	108	•
(MNH) Manhattan Lever*	Box	•	•	•	•	•	108	•	•	•	108	108	•	•
(NBK) Northbrook lever	Box	•	•	•	•	•	108	•	•	•	•	•	•	•
(CHP) Champagne Lever*	Box	•	•	•	•	•	118	•	•	•	•	•	118	•
<b>Interior Thumbturn &amp; Interior Knob</b>														
(BEL) Bell Knob	Box	\$83	•	•	\$86	•	•	•	•	•	•	\$86	•	•
(GEO) Georgian Knob	Box	83	•	86	86	•	86	86	86	86	86	•	86	•
(PLY) Plymouth Knob	Box	83	•	•	86	•	86	86	•	86	86	86	86	•
(AND) Andover Knob	Box	90	•	•	93	•	93	93	•	•	93	93	93	\$107
(BWE) Bowery Knob	Box	•	•	•	•	93	93	•	•	93	93	93	93	•
(ORB) Orbit Knob	Box	90	•	•	•	•	93	•	•	•	93	93	•	•
(SIE) Siena Knob	Box	97	•	•	100	•	100	100	•	100	100	100	100	•

\*Specify handing

### Note:

For F60 Pricing, combine pricing from F58 Series and F59 Series above.

### List Price Adders:

Visual Package Options - add \$20 to list price (F60 and F62 Only)

Decorative Trim Option - See chart on page 38

Triple Option Latch - add \$2 to list price; Box Pack Only

UL Latch - add \$12 to list price (F59 and F60 Functions - Box Pack Only)



**F92 Series  
Inactive Handleset Exterior**
**FINISHES**

Style/Design	Packaging	605	505	608	609	618	619	620	621	622	625	626	716	613
(PLY) Plymouth	Box	\$130	\$165	•	\$165	•	\$165	\$165	•	\$165	\$165	\$165	\$165	\$195
(CAM) Camelot	Box	138	173	•	173	•	173	173	•	173	173	•	173	•
(CEN) Century	Box	•	•	•	•	173	173	•	•	173	173	173	173	•
(ADD) Addison	Box	•	•	•	178	•	178	178	178	178	178	•	178	•
(BRK) Brookshire	Box	143	•	•	178	•	178	•	•	178	•	•	178	•
(GRW) Greenwich	Box	•	•	•	•	•	178	•	•	178	178	178	178	•
(WKF) Wakefield	Box	•	•	•	•	178	178	178	•	178	178	•	178	•

**F94 Series  
Inactive Handleset Interior**
**FINISHES**

Style/Design	Packaging	605	505	608	609	618	619	620	621	622	625	626	716	613
<b>Interior Lever</b>														
(VLA) Avila Lever	Box	\$60	•	•	\$65	•	\$65	•	•	•	\$65	\$65	\$65	•
(SAC) Sacramento Lever*	Box	•	•	•	•	65	65	•	•	•	65	65	65	•
(ACC) Accent Lever*	Box	63	•	•	68	68	68	68	68	68	68	68	68	71
(AVA) Avanti Lever*	Box	•	•	•	68	•	68	•	•	•	68	•	68	•
(BIR) Birmingham Lever	Box	•	•	•	•	•	68	•	•	•	68	•	68	•
(BRW) Broadway Lever	Box	•	•	•	•	•	68	•	•	68	68	68	68	•
(ELA) Elan Lever	Box	63	•	•	68	•	68	•	•	68	68	68	68	•
(FLA) Flair Lever*	Box	63	•	•	68	•	68	68	•	•	68	68	68	•
(JAZ) Jazz Lever	Box	•	•	•	•	•	68	•	•	•	•	68	•	•
(LAT) Latitude Lever	Box	•	•	•	•	68	68	•	•	68	68	68	68	•
(MER) Merano Lever*	Box	•	•	•	•	•	68	•	•	68	68	68	68	•
(MNH) Manhattan Lever*	Box	•	•	•	•	•	68	•	•	•	68	68	•	•
(NBK) Northbrook	Box	•	•	•	•	•	68	•	•	•	•	•	•	•
(CHP) Champagne Lever*	Box	•	•	•	•	•	78	•	•	•	•	•	78	•
<b>Interior Knob</b>														
(BEL) Bell Knob	Box	\$43	•	•	\$46	•	•	•	•	•	•	\$46	•	•
(GEO) Georgian Knob	Box	43	•	•	46	•	46	46	46	46	46	•	46	•
(PLY) Plymouth Knob	Box	43	•	•	46	•	46	46	•	46	46	46	46	•
(AND) Andover Knob	Box	50	•	•	53	•	53	53	•	•	53	53	53	67
(BWE) Bowery Knob	Box	•	•	•	•	53	53	•	•	•	53	53	53	•
(ORB) Orbit Knob	Box	50	•	•	•	•	53	•	•	•	53	53	•	•
(SIE) Siena Knob	Box	57	•	•	60	•	60	60	•	60	60	60	60	•

\*Specify handing

**Note:**

For F93 Pricing, combine pricing from F92 Series and F94 Series above.

**List Price Adders:**

Decorative Trim Option - See chart on page 38



## F62 Series

### Handleset/Entrance Lock Interior & Exterior

### FINISHES

Style/Design	Packaging	605	505	608	609	618	619	620	621	622	625	626	716	613
<b>Plymouth Handleset</b>														
(ACC) Accent Lever*	Box	\$268	\$303	•	\$308	•	\$308	\$308	•	\$308	\$308	\$308	\$308	\$341
(BIR) Birmingham Lever	Box	•	•	•	•	•	308	•	•	•	308	•	308	•
(GEO) Georgian Knob	Box	248	283	•	286	•	286	286	•	286	286	•	286	•
(PLY) Plymouth Knob	Box	248	283	•	286	•	286	286	•	286	286	286	286	•
<b>Camelot Handleset</b>														
(ACC) Accent Lever*	Box	\$276	\$311	•	\$316	•	\$316	\$316	•	\$316	\$316	•	\$316	•
(BIR) Birmingham Lever	Box	•	•	•	•	•	316	•	•	•	316	•	316	•
(GEO) Georgian Knob	Box	256	291	•	294	•	294	294	•	294	294	•	294	•
(PLY) Plymouth Knob	Box	256	291	•	294	•	294	294	•	•	294	•	294	•
<b>Century Handleset</b>														
(LAT) Latitude Lever	Box	•	•	•	•	•	\$316	•	•	•	\$316	\$316	\$316	•
(MER) Merano Lever*	Box	•	•	•	•	•	316	•	•	•	316	316	316	•
(ORB) Orbit Knob	Box	•	•	•	•	•	301	•	•	•	301	301	•	•
<b>Addison Handleset</b>														
(ACC) Accent Lever*	Box	•	•	•	\$321	•	\$321	\$321	\$321	\$321	\$321	•	\$321	•
(BIR) Birmingham Lever	Box	•	•	•	•	•	321	•	•	•	321	•	321	•
(GEO) Georgian Knob	Box	•	•	•	299	•	299	299	299	299	299	•	299	•
(PLY) Plymouth Knob	Box	•	•	•	299	•	299	299	•	299	299	•	299	•
<b>Brookshire Handleset</b>														
(FLA) Flair Lever*	Box	\$281	•	•	\$321	•	\$321	•	•	•	•	•	\$321	•
(GEO) Georgian Knob	Box	261	•	•	299	•	299	•	•	299	•	•	299	•
<b>Wakefield Handleset</b>														
(ACC) Accent Lever*	Box	•	•	•	•	•	\$321	\$321	•	\$321	\$321	•	\$321	•
(AND) Andover Knob	Box	•	•	•	•	•	306	306	•	•	306	•	306	•
(BIR) Birmingham Lever	Box	•	•	•	•	•	321	•	•	•	321	•	321	•
(GEO) Georgian Knob	Box	•	•	•	•	•	299	299	•	299	299	•	299	•

\*Specify handing

**Note:** For F62 Pricing, combine pricing from F58 Series and F59 Series plus \$25 for the double cylinder.

## F60 Series

### Handleset Exterior/Interior

### FINISHES

Style/Design	Packaging	605	505	608	609	618	619	620	621	622	625	626	716	613
<b>Plymouth Handleset</b>														
(ACC) Accent Lever	Vis	\$263	•	•	•	•	\$303	•	•	•	•	•	•	•
(FLA) Flair Lever	Vis	263	•	•	303	•	303	•	•	•	•	•	303	•
(GEO) Georgian Knob	Vis	243	•	•	281	•	281	•	•	•	•	•	281	•
(PLY) Plymouth Knob	Vis	243	•	•	281	•	281	•	•	•	•	•	281	•
<b>Camelot Handleset</b>														
(ACC) Accent Lever	Vis	\$271	•	•	•	•	\$311	•	•	•	•	•	\$311	•
(AVA) Avanti Lever	Vis	•	•	•	311	•	311	•	•	•	•	•	311	•
(GEO) Georgian Knob	Vis	•	•	289	289	•	289	•	•	•	•	•	289	•
(SIE) Siena Knob	Vis	•	•	•	•	•	289	•	•	•	•	•	289	•
<b>Century Handleset</b>														
(LAT) Latitude Lever	Vis	•	•	•	•	•	\$311	•	•	•	•	•	•	•
(MER) Merano Lever	Vis	•	•	•	•	•	311	•	•	•	•	•	311	•
<b>Addison Handleset</b>														
(ACC) Accent Lever	Vis	•	•	•	•	•	\$316	•	•	•	•	•	•	•
(BIR) Birmingham Lever	Vis	•	•	•	•	•	•	•	•	•	•	•	316	•
(GEO) Georgian Knob	Vis	•	•	•	•	•	•	•	•	•	•	•	294	•

**Note:** For F60 pricing, combine pricing from F58 Series and F59 Series. This table also adds \$20 for the Visual Package option.



**FE285 Series  
Handleset Exterior Options**
**FINISHES**

Style/Design	Packaging	605	505	608	609	618	619	620	621	622	625	626	716	613
(PLY) Plymouth	Box	\$110	\$145	•	\$145	•	\$145	\$145	•	\$145	\$145	\$145	\$145	\$175
(CAM) Camelot	Box	118	153	153	153	•	153	153	•	153	153	•	153	•
(CEN) Century	Box	•	•	•	•	•	153	•	•	153	153	153	153	•
(ADD) Addison	Box	•	•	•	158	•	158	158	158	158	158	•	158	•
(BRK) Brookshire	Box	123	158	•	158	•	158	•	•	158	•	•	158	•
(GRW) Greenwich	Box	•	•	•	•	•	158	•	•	158	158	158	158	•
(WKF) Wakefield	Box	•	•	•	•	158	158	•	•	158	158	•	158	•

**FE285 Series  
Handleset Interior Options**
**FINISHES**

Style/Design	Packaging	605	505	608	609	618	619	620	621	622	625	626	716	613
<b>Interior Thumbturn &amp; Interior Lever</b>														
(VLA) Avila Lever	Box	\$70	•	•	\$75	•	\$75	•	•	•	\$75	\$75	\$75	•
(SAC) Sacramento Lever*	Box	•	•	•	•	75	75	•	•	•	75	75	75	•
(ACC) Accent Lever*	Box	73	•	78	78	78	78	78	78	78	78	78	78	81
(AVA) Avanti Lever*	Box	•	•	•	78	•	78	•	•	•	78	•	78	•
(BIR) Birmingham Lever	Box	•	•	•	•	•	78	•	•	•	78	•	78	•
(BRW) Broadway Lever	Box	•	•	•	•	•	78	•	•	78	78	78	78	•
(ELA) Elan Lever	Box	73	•	•	78	•	78	•	•	78	78	78	78	•
(FLA) Flair Lever*	Box	73	•	78	78	•	78	78	•	•	78	78	78	•
(JAZ) Jazz Lever	Box	•	•	•	•	•	78	•	•	•	•	78	•	•
(LAT) Latitude Lever	Box	•	•	•	•	78	78	•	•	78	78	78	78	•
(MER) Merano Lever*	Box	•	•	•	•	•	78	•	•	78	78	78	78	•
(MNH) Manhattan Lever*	Box	•	•	•	•	•	78	•	•	•	78	78	•	•
(NBK) Northbrook lever	Box	•	•	•	•	•	78	•	•	•	•	•	•	•
(CHP) Champagne Lever*	Box	•	•	•	•	•	88	•	•	•	•	•	88	•
<b>Interior Thumbturn &amp; Interior Knob</b>														
(BEL) Bell Knob	Box	\$53	•	•	\$56	•	•	•	•	•	•	\$56	•	•
(GEO) Georgian Knob	Box	53	•	56	56	•	56	56	56	56	56	•	56	•
(PLY) Plymouth Knob	Box	53	•	•	56	•	56	56	•	56	56	56	56	•
(AND) Andover Knob	Box	60	•	•	63	•	63	63	•	•	63	63	63	77
(BWE) Bowery Knob	Box	•	•	•	•	63	63	•	•	63	63	63	63	•
(ORB) Orbit Knob	Box	60	•	•	•	•	63	•	•	•	63	63	•	•
(SIE) Siena Knob	Box	67	•	•	70	•	70	70	•	70	70	70	70	•

\*Specify handing

**Note:**

For FE285 Pricing, combine pricing from Exterior Options and Interior Options above.

**List Price Adders:**

Decorative Trim Option - See chart on page 38

Triple Option Latch - add \$2 to list price; Box Pack Only

UL Latch - add \$6 to list price (Box Pack Only)



## Stand out **effortlessly.**

Schlage's Decorative Collections make it easy to match our strength to your style. With more than 1,000 customized design and finish options in all, your decor will be limited by only your imagination.



Pair a knob or lever with our inspired decorative trim options to bring your vision to life.\*



\* LOCKS SHIP COMPLETE WITH TRIM ATTACHED



Addison  
(ADD)



Andover  
(AND)



Brookshire  
(BRK)



Camelot  
(CAM)



Century  
(CEN)



Collins  
(COL)



Greenwich  
(GRW)



Greyson  
(GSN)



Upland  
(ULD)



Wakefield  
(WKF)

### Follow these steps for pricing decorative combinations:

1. Locate the list price of the handleset in the Handlesets section.
2. Use the chart below to find the list price adder for the matching Decorative Collection upgrade.
3. Add the list prices together for the total list price of the new combination.

### For F60 / F59 / F93 / F94 / FE285 / FE489 / FBE489

#### Finishes available

Decorative trim finish	605	505	608	609	618	619	620	621	622	625	626	716	613
Addison (ADD)*	•	•	•	\$16	•	\$16	•	\$16	\$16	\$16	\$16	\$16	•
Andover (AND)	16	16	•	16	•	16	16	•	16	16	16	16	16
Brookshire (BRK)	•	•	•	16	•	16	•	•	•	•	•	16	•
Camelot (CAM)	16	16	16	16	•	16	16	•	16	16	•	16	•
Century (CEN)	•	•	•	•	16***	16	•	•	16	16	16	16	•
Collins (COL)	•	•	•	•	•	16	•	•	•	•	•	•	•
Greenwich (GRW)	•	•	•	•	16***	16	•	•	16	16	16	16	•
Greyson (GSN)*	•	•	•	•	16***	16	•	•	16	16	•	16	•
Upland (ULD)**	•	•	•	•	•	16	•	•	•	•	•	•	•
Wakefield (WKF)	•	•	•	•	16***	16	•	•	•	16	16*	16	•



#### EXAMPLE 1: To Price a F59 ACC 619 CAM

Take the list price of a F59 ACC 619 12-321 10-116 at \$108.00 and add the Camelot Decorative Trim Adder of \$16.00 for a total list price of \$124.00

\$108 (F59 ACC 619)  
+ \$16 (Camelot Decorative Trim 619)

**\$124 Total cost**  
(F59 ACC 619 CAM)

When ordering a Handleset decorative collection product, specify the trim after the finish code  
Example: F59 ACC 619 **CAM** or F59 ACC 619 **ADD**

\* Andover, Greyson & Wakefield trim available on interior knob or lever and not on deadbolt

\*\* ULD trim available on interior knob or lever with COL trim on deadbolt.

\*\*\* Trim and finish combination not available for F92, F93, and F94 products.



To order  
latches and strikes  
see page 126-127

## J Series Handlesets

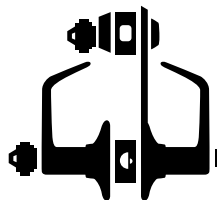
### AVAILABLE FUNCTIONS



JH58



JH59



JI58/59



JI18/19

### ANSI/BHMA A156.36-2010 Commercial Grade 3 J Series Entrance Handlesets

#### JH58 - Outside Handleset

- Outside grip and deadbolt trim

#### JH59 - Inside Handleset

- Inside trim, deadbolt thumbturn, latches, strikes & screws

#### JI58/59 - Keyed Entrance Lock (Interconnect)

- Deadbolt operated by key from outside or by turn unit from inside. Bolt automatically deadlocks when fully thrown
- Outside lever unlocked by key from outside when locked by turn-button in inside lever
- Turning inside lever retracts deadbolt and latch simultaneously for immediate exit
- Latch automatically deadlocks when door is closed
- UL Listed

#### JI18/19 - Passage Lock with Keyed Deadbolt (Interconnect)

- Deadbolt operated by key from outside or by turn unit from inside
- Bolt automatically deadlocks when fully thrown
- Latch retracted by lever from either side
- Turning inside lever retracts deadbolt and latch simultaneously for immediate exit
- UL Listed

## PRODUCT IDENTIFICATION

JH	59		SEV	619	RH	16-068	10-103
Lock Series	Product	Suffix/Package	Style	Finish Code	Hand	Latch	Strike

## LATCHES & STRIKES

### Latches

**16-258\*** - JH59/JH60 Triple Option Spring Latch - Round Corner + Square Corner + Drive-in + Dual Option Deadbolt Latch - Round Corner + Drive-in (16-068 + 16-070) - **STANDARD**

**16-057\*\*** - JI19/JH59 UL Listed (16-059 + 16-062)

**16-065\*\*\*** - JI59 UL Listed (16-061 + 16-063)

\* Sold separately as 16-068 and 16-070

\*\* Sold separately as 16-059 and 16-063

\*\*\* Sold separately as 16-061 and 16-063

### NOTE:

1) standard spring latch is Triple Option

2) standard deadbolt latch is Dual Option 1/4" round faceplate and drive-in latch

### Strikes

**10-268\*** - Radius Full Lip + Radius Deadbolt (10-101 + 10-102 + 10-103) - **STANDARD**

**10-105 \*\*** - Radius Full Lip + Square Corner Reinforced Deadbolt (10-101 + 10-099)

**10-106 \*\*\*** - JI19/JI59 Radius Full Lip + Radius Full Lip Dead bolt (10-101 + 10-102)

\* Sold separately as 10-101 and 10-102 and 10-103

\*\* Sold separately as 10-101 and 10-099

\*\*\* Sold separately as 10-101 and 10-102



## STANDARD FEATURES / CONFIGURATIONS

### J Series Entrance Handlesets

<b>Certification:</b>	ANSI/BHMA A156.36-2010 Commercial Grade 3
<b>Deadbolt</b>	Dual Option: 1" x 2 1/4", 1/4" round corner and drive-in
<b>Latch:</b>	round faceplates, drive-in latch, 1" housing diameter, 1" throw
<b>Spring Latch:</b>	Triple Option: 1" x 2 1/4", 1/4" round faceplate, drive-in latch
<b>Deadbolt Strike:</b>	1" x 2 1/4", round corner and radius corner, full lip
<b>Latch Strike:</b>	1 5/8" x 2 1/4", radius corner, full lip
<b>Backset:</b>	Adjustable for 2 3/8" or 2 3/4"
<b>Cylinder:</b>	5-pin, C keyway, keyed different (KD)
<b>Door Range:</b>	1 3/8" - 1 3/4"
<b>Keys:</b>	Two brass cut keys per lock, 5-pin, C section

## FINISH CODES & DESCRIPTIONS

605	609	619	620	622	625	626	630	716
Bright Brass (US3)	Antique Brass (US5)	Satin Nickel (US15)	Antique Pewter (US15A)	Matte Black (US19)	Bright Chrome (US26)	Satin Chrome (US26D)	Satin Stainless Steel (US32D)	Aged Bronze

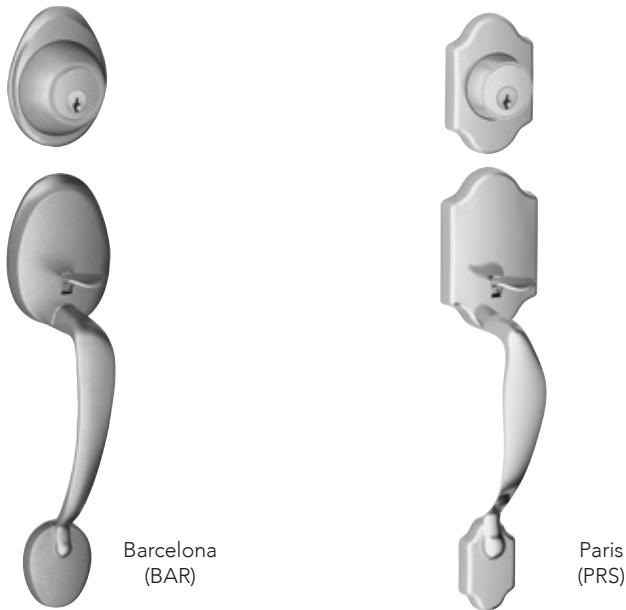
\*Non-standard finishes are not available  
Full-color swatch examples available on inside Handleset tab

## PACKAGING & CARTON SPECS

INDIVIDUAL CARTON					SHIPPER					
	CARTON WEIGHT	HEIGHT	WIDTH	DEPTH	QTY. SHIPPER	CARTON WEIGHT	CU. FT.	HEIGHT	WIDTH	DEPTH
<b>Knobs</b>										
JH58	3.47	3.46 in.	5.51 in.	12.20 in.	4	13.86	0.754	13.6 in.	8.0 in.	12.0 in.
JH59	1.19	3.11 in.	2.56 in.	7.48 in.	24	28.62	1.142	8.7 in.	13.6 in.	16.8 in.
JI58	0.64	2.76 in.	3.15 in.	13.39 in.	20	12.8	1.64	14.17 in.	13.39 in.	14.96 in.
JI59	2.83	3.15 in.	3.94 in.	9.05 in.	12	33.96	1.1	10.35 in.	13.19 in.	13.89 in.
JI18	1.19	2.79 in.	5.04 in.	6.22 in.	24	28.62	1.8	7.8 in.	18.31 in.	21.77 in.
JI19	2.83	3.15 in.	3.94 in.	9.05 in.	12	33.96	1.1	10.35 in.	13.19 in.	13.89 in.

For Vis Pack carton specs, see page 150




**JH58 Series  
Handleset Exteriors**
**FINISHES**

Style/Design	Packaging	605	609	619	620	622	625	626	630	716
<b>Handlesets Outside Trim, JH58 (JH58 + JH59 = complete handleset)</b>										
JH58 (BAR) Barcelona	Box	\$97	\$97	\$97	\$97	\$97	\$97	•	\$97	\$97
JH58 (PRS) Paris	Box	97	97	97	•	•	97	•	97	97
<b>Handlesets Inside Trim, JH59 (JH58 + JH59 = complete handleset)</b>										
JH59 (BYR) Byron Knob	Box	\$68	•	•	•	•	•	•	\$68	•
JH59 (CNA) Corona Knob	Box	68	68	68	68	•	68	•	68	68
JH59 (DUB) Dublin Knob	Box	•	•	68	•	•	•	•	•	68
JH59 (STR) Stratus Knob	Box	68	•	68	•	•	68	•	68	68
JH59 (DOV) Dover Lever	Box	•	•	79	•	•	•	•	79	79
JH59* (LAS) LaSalle Lever	Box	79	79	79	•	•	•	•	•	79
JH59 (MAR) Marin Lever	Box	•	•	79	•	•	•	•	79	•
JH59* (SEV) Seville Lever	Box	•	•	79	•	•	79	•	•	79
JH59 (SOL) Solstice Lever	Box	•	•	83	•	•	83	•	•	83
JH59 (TOR) Torino Lever	Box	•	•	79	79	•	79	•	79	79
JH59 (SOL) Solstice/COL Lever	Box	•	•	89	•	89	89	•	•	89
JH59 (BRW) Broadway/COL Lever	Box	•	•	89	•	89	89	•	•	89

\*Specify handing



## Handlesets J Series



J118  
Marin (MAR)



J119  
Marin (MAR)



J158  
Torino (TOR)



J159  
Torino (TOR)

### J1 Series Interconnect Locksets-UL

#### FINISHES

Style/Design	Packaging	605	609	619	620	622	625	626	630	716
J158 Interconnect, Exterior Torino (TOR)	Box	•	•	•	•	•	•	•	\$76	•
J159 Interconnect, Interior Torino (TOR)	Box	•	•	•	•	•	•	•	97	•
J118 Interconnect, Exterior Marin (MAR)	Box	•	•	•	•	•	•	•	68	•
J119 Interconnect, Interior Marin (MAR)	Box	•	•	•	•	•	•	•	87	•

### JH60-Series Entrance Handlesets

#### FINISHES

Style/Design	Packaging	605	609	619	620	622	625	626	630	716
<b>Barcelona Handleset</b>										
(BYR) Byron Knob	Vis	\$168	•	•	•	•	•	•	•	•
(CNA) Corona Knob	Vis	168	168	•	•	•	•	•	•	•
(DOV) Dover Lever	Vis	179	179	•	•	•	•	•	•	•
(LAS) LaSalle Lever	Vis	179	179	179	•	•	•	•	•	•
(SEV) Seville Lever	Vis	179	•	•	•	•	•	•	•	•
<b>Paris Handleset</b>										
(STR) Stratus Knob	Vis	•	•	\$168	•	•	•	•	•	\$168
(LAS) LaSalle Lever	Vis	•	•	179	•	•	•	•	•	179
(SEV) Seville Lever	Vis	•	•	179	•	•	•	•	•	179
(TOR) Torino Lever	Vis	179	179	179	•	•	•	•	•	179



FC Series . . . . .	43
FC Series Decorative Collection . . . . .	49
F Series . . . . .	50
F Series Decorative Collection . . . . .	49
J Series . . . . .	61

## FC Series Levers

### AVAILABLE FUNCTIONS

Non-keyed Locks



Schlage FC21



FC172

**ANSI/BHMA A156.2-2017 Grade 2**  
**ANSI/BHMA A156.39-2017 Residential Grade AAA**



#### **FC21 - Combined Passage Privacy**

- Passage is default function
- Insert privacy pushbutton on interior side of lock to convert to privacy
- Can be opened from outside with small emergency unlock tool
- Turning inside knob/lever releases privacy pushbutton



#### **FC172 - Non-Turning Set**

- Non-turning pair of levers/knobs
- Used for door pull or matching inactive trim

## LATCHES & STRIKES

### Non Keyed - Spring Latches

**16-600** - FC21 Dual Option (Round Corner & Drive In) **STANDARD**

**16-601** - FC21 Triple Option (Round, Square Corner, & Drive In)

**16-620** - UL Listed Square Corner

**16-621** - UL Listed Round Corner

### Strikes

**10-027** - Round Corner Full Lip **STANDARD**

**10-001** - Square Corner T Strike

**10-026** - Square Corner Full Lip

**10-058** - Circular - Adjustable

**10-063** - Dual Strikes (Round & Square Full Lip)

**10-025** - ANSI Square Corner

## STANDARD FEATURES / CONFIGURATIONS

### FC Series Levers/Decorative Trim\*

#### Description

**Certification:** ANSI/BHMA A156.2-2017 Grade 2  
 ANSI/BHMA A156.39-2015 Residential Grade AAA  
 Available UL Listed for 90 minute fire door

**Latch:** 1" x 2 1/4", 1/4" radius corner faceplate, 1" housing diameter, 1/2" throw, circular drive-in included, universal latch

**Strike:** 1 5/8" x 2 1/4" radius corner, full lip

**Backset:** Dual backset latches, fits either 2 3/8" or 2 3/4" backsets

**Cylinder:** 5-Pin, C keyway, keyed alike (KA4) on keyed function only

**Door Range:** 1 3/8" - 1 3/4"

**Keys:** Two per lock, 5-pin, C section on keyed functions only

\* Locks are furnished with standard features unless otherwise specified. To order locks with non-standard features specify non-standard feature desired.



**FINISH CODES & DESCRIPTIONS**

530	608	618	619	622	625	626	716
Black Stainless	Satin Brass	Polished Nickel	Satin Nickel (US15)	Matte Black (US19)	Bright Chrome (US26)	Satin Chrome (US26D)	Aged Bronze

**PACKAGING & CARTON SPECS**


INDIVIDUAL CARTON					SHIPPER					
	CARTON WEIGHT	HEIGHT	WIDTH	DEPTH	QTY. SHIPPER	CARTON WEIGHT	CU. FT.	HEIGHT	WIDTH	DEPTH
<b>Levers</b>										
FC21	2.3	3.5 in.	5.9 in.	8.1 in.	8	18.00	0.94	8.8 in.	12.8 in.	14.5 in.
FC172	1.5	3.2 in.	4.4 in.	5.8 in.	12	31.00	1.25	6.7 in.	16.1 in.	20.1 in.



**AVAILABLE STYLES**



**Broadway**  
(BRW)




**Clybourn**  
(CYB)



**Dempsey**  
(DMP)



**Eller**  
(ELR)




**Latitude**  
(LAT)



**Northbrook**  
(NBK)



**Pennant\***  
(PEN)



**Rivington**  
(RVT)



**Whitney**  
(WIT)

\* New style coming soon



**SCHLAGE CUSTOM LEVERS**

 Broadway  
(BRW)

(NOTE: Kinsler is standard trim)


**RECOMMENDED DECORATIVE TRIM**

 Broadway lever  
with Collins trim

 Broadway lever  
with Century trim

**(BRW) Broadway**
**FINISHES**

Function	605	530	608	609	618	619	620	621	622	625	626	716	613
FC21 Combined Interior	•	•	•	•	•	\$80	•	•	\$80	\$80	\$80	\$80	•
FC172 Non-Turning Set	•	•	•	•	•	74	•	•	74	74	74	74	•
F51A Keyed Entry	•	•	•	•	•	107	•	•	107	107	107	107	•


 Clybourn  
(CYB)


(NOTE: Kinsler is standard trim)

**RECOMMENDED DECORATIVE TRIM**


 Clybourn lever  
with Dalton trim

**(CYB) Clybourn**
**FINISHES**

Function	605	530	608	609	618	619	620	621	622	625	626	716	613
FC21 Combined Interior	•	•	•	•	•	\$80	•	•	\$80	•	•	•	•
FC172 Non-Turning Set	•	•	•	•	•	74	•	•	74	•	•	•	•
F51A Keyed Entry	•	•	•	•	•	107	•	•	107	•	•	•	•


 Dempsey  
(DMP)

(NOTE: Kinsler is standard trim)

**RECOMMENDED DECORATIVE TRIM**

 Dempsey lever  
with Rosewood trim

**(DMP) Dempsey**
**FINISHES**

Function	605	530	608	609	618	619	620	621	622	625	626	716	613
FC21 Combined Interior	•	•	•	•	\$80	\$80	•	•	\$80	•	•	•	•
FC172 Non-Turning Set	•	•	•	•	74	74	•	•	74	•	•	•	•
F51A Keyed Entry	•	•	•	•	107	107	•	•	107	•	•	•	•





Eller  
(ELR)

(NOTE: Kinsler is standard trim)

RECOMMENDED DECORATIVE TRIM



Eller lever  
with Collins trim

**(ELR) Eller**

**FINISHES**

Function	605	530	608	609	618	619	620	621	622	625	626	716	613
FC21 Combined Interior	•	•	\$80	•	•	\$80	•	•	\$80	\$80	•	\$80	•
FC172 Non-Turning Set	•	•	74	•	•	74	•	•	74	74	•	74	•
F51A Keyed Entry	•	•	107	•	•	107	•	•	107	107	•	107	•



Latitude  
(LAT)

(NOTE: Kinsler is standard trim)

RECOMMENDED DECORATIVE TRIM



Latitude lever  
with Collins trim




Latitude lever  
with Century trim

**(LAT) Latitude**

**FINISHES**

Function	605	530	608	609	618	619	620	621	622	625	626	716	613
FC21 Combined Interior	•	\$80	\$80	•	\$80	\$80	•	•	\$80	\$80	\$80	\$80	•
FC172 Non-Turning Set	•	74	74	•	74	74	•	•	74	74	74	74	•
F51A Keyed Entry	•	107	107	•	107	107	•	•	107	107	107	107	•



Northbrook  
(NBK)

(NOTE: Kinsler is standard trim)

RECOMMENDED DECORATIVE TRIM



Northbrook lever  
with Upland trim

**(NBK) Northbrook**

**FINISHES**

Function	605	530	608	609	618	619	620	621	622	625	626	716	613
FC21 Combined Interior	•	•	•	•	•	\$80	•	•	\$80	\$80	•	\$80	•
FC172 Non-Turning Set	•	•	•	•	•	74	•	•	74	74	•	74	•
F51A Keyed Entry	•	•	•	•	•	107	•	•	107	107	•	107	•





Pennant  
(PEN)

(NOTE: Kinsler is standard trim)

## RECOMMENDED DECORATIVE TRIM



Pennant lever  
with Indy trim




Pennant lever  
with Camelot trim

## (PEN) Pennant (Coming Soon)

## FINISHES

Function	605	530	608	609	618	619	620	621	622	625	626	716	613
FC21 Combined Interior	•	•	•	•	•	\$80	•	•	\$80	\$80	\$80	\$80	•
FC172 Non-Turning Set	•	•	•	•	•	74	•	•	74	74	74	74	•
F51A Keyed Entry	•	•	•	•	•	107	•	•	107	107	107	107	•



Rivington  
(RVT)

(NOTE: Alden is standard trim)

## RECOMMENDED DECORATIVE TRIM



Rivington lever  
with Grandville trim

## (RVT) Rivington

## FINISHES

Function	605	530	608	609	618	619	620	621	622	625	626	716	613
FC21 Combined Interior	•	•	•	•	•	\$80	•	•	•	•	•	\$80	•
FC172 Non-Turning Set	•	•	•	•	•	74	•	•	•	•	•	74	•
F51A Keyed Entry	•	•	•	•	•	107	•	•	•	•	•	107	•



Whitney  
(WIT)

(NOTE: Alden is standard trim)

## RECOMMENDED DECORATIVE TRIM



Whitney lever  
with Camelot trim



Whitney lever  
with Indy trim

## (WIT) Whitney

## FINISHES

Function	605	530	608	609	618	619	620	621	622	625	626	716	613
FC21 Combined Interior	•	\$80	\$80	•	•	\$80	•	•	\$80	•	•	\$80	•
FC172 Non-Turning Set	•	74	74	•	•	74	•	•	74	•	•	74	•
F51A Keyed Entry	•	107	107	•	•	107	•	•	107	•	•	107	•



Flexible. **Simple.**

Schlage's Custom Series makes it easy to change your door hardware as the style in your home evolves. Simply pair a knob or lever with one of our trims, and you can update the look of any room.

Pair a knob or lever with our inspired decorative trim options to bring your vision to life.



Alden\*  
(ALD)



Kinsler\*  
(KIN)



Camelot  
(CAM)



Century  
(CEN)



Collins  
(COL)



Dalton  
(DLT)



Grandville  
(GDV)



Greene\*\*  
(GEE)



Howe\*\*  
(HOW)



Indy\*\*  
(IND)



Rosewood  
(RWD)



Upland  
(ULD)

\* Standard trim with no upcharge

## Finishes available

Custom trim finish	605	530	608	609	618	619	620	621	622	625	626	716	613
Camelot (CAM)	*	10	10	*	*	10	*	*	10	*	*	10	*
Century (CEN)	*	10	10	*	10	10	*	*	10	10	10	10	*
Collins (COL)	*	10	10	*	10	10	*	*	10	10	10	10	*
Dalton (DLT)	*	*	*	*	*	10	*	*	10	*	*	*	*
Grandville (GDV)	*	*	*	*	*	10	*	*	*	*	*	10	*
Greene (GEE)**	*	*	*	*	*	10	*	*	10	*	*	*	*
Howe (HOW)**	*	*	*	*	*	10	*	*	10	10	*	10	*
Indy (IND)**	*	*	*	*	*	10	*	*	10	10	*	10	*
Rosewood (RWD)	*	*	*	*	10	10	*	*	10	*	*	*	*
Upland (ULD)	*	*	*	*	*	10	*	*	10	10	*	10	*
<b>Keyed trim finish</b>													
Camelot (CAM)	*	16	16	*	*	16	*	*	16	*	*	16	*
Century (CEN)	*	16	16	*	16	16	*	*	16	16	16	16	*
Collins (COL)	*	16	16	*	16	16	*	*	16	16	16	16	*
Dalton (DLT)	*	*	*	*	*	16	*	*	16	*	*	*	*
Grandville (GDV)	*	*	*	*	*	16	*	*	*	*	*	16	*
Greene (GEE)**	*	*	*	*	*	16	*	*	16	*	*	*	*
Indy (IND)**	*	*	*	*	*	16	*	*	16	16	*	16	*
Rosewood (RWD)	*	*	*	*	16	16	*	*	16	*	*	*	*
Upland (ULD)	*	*	*	*	*	16	*	*	16	16	*	16	*

**Please Note:** Schlage Custom FC21 and FC172 Decorative Trim list price adders differ from other functions. Please refer to the specific decorative trim tables for F-Series (F10, F40, F51A etc.) on their respective pages.

**EXAMPLE 1:** To price an Alexandria (ALX) knob with Camelot (CAM) trim in satin nickel: Take the price listed for the Alexandria Knob in Satin Nickel (\$111 for FC21) and add the charge for the trim from the table above (\$10).

\$111 (FC ALX 619)  
+ \$10 (Camelot Trim for FC21)

**\$121 Total cost**  
(FC21 ALX 619 CAM)

When ordering a Schlage Custom product, please specify the trim at the end of the product code. Example: FC21 ELR 619 **CAM** or FC172 LAT 622 **COL**


\* New style coming soon



## F Series Levers

### AVAILABLE FUNCTIONS

#### Non-keyed Locks



Schlage  
ANSI

F10  
F75

F40  
F76

F170

#### Keyed Locks



F51A  
F81

F80  
F86

**ANSI/BHMA A156.2-2017 Commercial Grade 2**  
**ANSI/BHMA A156.39-2015 Residential Grade AAA**

#### Non-keyed Locks



#### **F10/F75 – Hall & Closet**

- Both knobs/levers always unlocked



#### **F40/F76 – Bed & Bath**

- Push-button locking
- Can be opened from outside with small circular tool
- Turning inside knob/lever releases button



#### **F170 – Non-turning**

- Non-turning trim for one side of door
- Used for door pull or as matching inactive trim

#### Keyed Locks



#### **F51A/F81 – Keyed Entry**

- Keyed entry function unlocks when door is opened from the inside, allowing you to leave quickly, conveniently and re-enter easily
- Locked by inserting key and rotating cylinder from outside, or manually rotating interior turn-button after exit



#### **F80/F86 – Storeroom Lock**

- Outside knob/lever fixed. Entrance by key only.
- Inside knob/lever always unlocked

## PRODUCT IDENTIFICATION

F	51A	F	ACC	619	CAM	RH	16-086	10-027	KA4
Lock Series	Product	UL Fire Rated (V - VisPack) (GC - Graphic Cover)	Style	Finish Code	Decorative Trim	Hand	Latch	Strike	Keying

## LATCHES & STRIKES

### Keyed Latches - Dead Latches

**16-086** - Dual Option (Round, Drive-in)  
**STANDARD**

**16-207** - Square Corner

**16-211** - Triple Option  
(Round, Square, Drive-in)

**16-203** - UL Listed Square Corner  
with Firecup

**16-204** - UL Listed Round Corner  
with Firecup

**16-126** - 5" Backset, Square Corner

### Non Keyed - Spring Latches

**16-080** - Dual Option (Round, Drive-in)  
**STANDARD**

**16-200** - Square Corner

**16-210** - Triple Option  
(Round, Square, Drive-in)

**16-203** - UL Listed Square Corner  
with Firecup

**16-204** - UL Listed Round Corner  
with Firecup

**16-126** - 5" Backset, Square Corner

### Strikes

**10-027** - Round Corner Full Lip  
**STANDARD**

**10-001** - Square Corner T Strike

**10-026** - Square Corner Full Lip

**10-058** - Circular - Adjustable

**10-063** - Dual Strikes  
(Round & Square Full Lip)

**10-025** - ANSI Square Corner



## STANDARD FEATURES / CONFIGURATIONS

### F-Series Levers/Decorative Trim\*

#### Description

<b>Certification:</b>	ANSI/BHMA A156.2-2017 Commercial Grade 2 ANSI/BHMA A156.39-2015 Residential Grade AAA Available UL Listed for 3-hour fire door
<b>Latch:</b>	1" x 2 1/4", 1/4" radius corner faceplate, 7/8" housing diameter, 1/2" throw, circular drive-in included, universal latch
<b>Strike:</b>	1 5/8" x 2 1/4" radius corner, full lip, no box
<b>Backset:</b>	Dual backset latches, fits either 2 3/8" or 2 3/4" backsets
<b>Cylinder:</b>	5-Pin, C keyway, keyed alike (KA4)
<b>Door Range:</b>	1 3/8" - 1 3/4"
<b>Keys:</b>	Two per lock, 5-pin, C section

\* Locks are furnished with standard features unless otherwise specified. To order locks with non-standard features specify non-standard feature desired.

## FINISH CODES & DESCRIPTIONS

505	605	608	609	613	618	619	620	621	622	625	626	716
Lifetime Bright Brass	Bright Brass (US3)	Satin Brass	Antique Brass (US5)	Oil-Rubbed Bronze (US10B)	Polished Nickel	Satin Nickel (US15)	Antique Pewter (US15A)	Distressed Nickel	Matte Black (US19)	Bright Chrome (US26)	Satin Chrome (US26D)	Aged Bronze

Non-standard finishes are not available.  
Full-color swatch examples available on inside Levers tab.

## PACKAGING & CARTON SPECS

INDIVIDUAL CARTON					SHIPPER					
	CARTON WEIGHT	HEIGHT	WIDTH	DEPTH	QTY. SHIPPER	CARTON WEIGHT	CU. FT.	HEIGHT	WIDTH	DEPTH
<b>Levers</b>										
F10	1.55	3.25 in.	6.00 in.	7.00 in.	8	12.50	0.760	7.8 in.	12.6 in.	13.5 in.
F40	1.55	3.25 in.	6.00 in.	7.00 in.	8	12.50	0.760	7.8 in.	12.6 in.	13.5 in.
F51A	1.55	3.25 in.	6.00 in.	7.00 in.	8	12.50	0.760	7.8 in.	12.6 in.	13.5 in.
F80	1.55	3.25 in.	6.00 in.	7.00 in.	8	12.50	0.760	7.8 in.	12.6 in.	13.5 in.
F170	0.80	2.86 in.	4.38 in.	5.66 in.	20	16.00	1.000	6.5 in.	15.3 in.	18.3 in.
<b>Decorative Collections Levers</b>										
All Levers	1.55	3.25 in.	6.00 in.	7.00 in.	8	19.00	1.090	8.13 in.	12.63 in.	18.4 in.
F170	1.20	2.86 in.	4.38 in.	5.66 in.	20	25.00	1.000	6.5 in.	15.3 in.	18.3 in.

For Vis Pack carton specs, see page 150



**AVAILABLE STYLES**



**Accent**  
(ACC)



**Avanti**  
(AVA)



**Avila**  
(VLA)



**Birmingham**  
(BIR)



**Broadway**  
(BRW)



**Champagne**  
(CHP)



**Elan**  
(ELA)



**Flair**  
(FLA)



**Jazz**  
(JAZ)




**Latitude**  
(LAT)



**Manhattan**  
(MNH)



**Merano**  
(MER)



**Northbrook**  
(NBK)



**Sacramento**  
(SAC)





Accent  
(ACC)

RECOMMENDED DECORATIVE TRIM



Accent lever  
with Camelot trim



Accent Lever  
with Addison Trim



Accent Lever  
with Collins Trim

**(ACC) Accent**

**FINISHES**

Function	Packaging	605	505	608	609	618	619	620	621	622	625	626	716	613
F10 Hall & Closet	Box/Vis	<b>\$50</b>	\$57	<b>\$57</b>	\$57	\$57	<b>\$57</b>	<b>\$57</b>	\$57	\$57	\$57	\$57	<b>\$57</b>	\$65
F40 Bed & Bath	Box/Vis	<b>53</b>	•	<b>60</b>	60	60	<b>60</b>	<b>60</b>	60	60	60	60	<b>60</b>	68
F51A Keyed Entry	Box/Vis	100	<b>107</b>	<b>107</b>	107	107	<b>107</b>	<b>107</b>	107	107	107	107	<b>107</b>	115
F80* Storeroom	Box	110	117	117	117	117	117	117	117	117	117	117	117	125
F170* Non-turning	Box/Vis	<b>25</b>	•	<b>29</b>	29	29	<b>29</b>	29	29	29	29	29	<b>29</b>	33



Avanti  
(AVA)

RECOMMENDED DECORATIVE TRIM



Avanti lever  
with Camelot trim

**(AVA) Avanti**

**FINISHES**

Function	Packaging	605	505	608	609	618	619	620	621	622	625	626	716	613
F10 Hall & Closet	Box/Vis	•	•	•	<b>\$71</b>	•	<b>\$71</b>	\$71	•	•	\$71	•	<b>\$71</b>	•
F40 Bed & Bath	Box/Vis	•	•	•	<b>74</b>	•	<b>74</b>	74	•	•	74	•	<b>74</b>	•
F51A Keyed Entry	Box/Vis	•	•	•	<b>121</b>	•	<b>121</b>	121	•	•	121	•	<b>121</b>	•
F80* Storeroom	Box	•	•	•	131	•	131	131	•	•	131	•	131	•
F170* Non-turning	Box/Vis	•	•	•	36	•	<b>36</b>	36	•	•	36	•	<b>36</b>	•

**List Price Adders:**

- Visual Package Options (highlighted) - add \$5 to list price
- Decorative Trim Option - See chart on page Levers-15
- Triple Option Latch - add \$2 to list price; Box Pack Only
- UL Latch - add \$6 to list price (F10, F51A, F80 Functions Box Pack Only)
- Split Finish/Design - add \$6.50 to highest list price; Box Pack Only
- \* Specify Handing

Stand out **effortlessly.**

Schlage's Decorative Collections offer thousands of additional design and finish combinations.  
**See page 59 for details.**



## Levers F Series




Avila  
(VLA)

### RECOMMENDED DECORATIVE TRIM



Avila lever  
with Addison trim



Avila lever  
with Camelot trim




Avila lever  
with Wakefield trim

### (VLA) Avila

### FINISHES

Function	Packaging	605	505	608	609	618	619	620	621	622	625	626	716	613
F10 Hall & Closet	Box	\$40	\$44	•	\$44	•	\$44	•	•	•	\$44	\$44	\$44	•
F40 Bed & Bath	Box	43	•	•	47	•	47	•	•	•	47	47	47	•
F51A Keyed Entry	Box	70	74	•	74	•	74	•	•	•	74	74	74	•
F80 Storeroom	Box	80	84	•	84	•	84	•	•	•	84	84	84	•
F170 Non-turning	Box	20	•	•	22	•	22	•	•	•	22	22	22	•



Birmingham  
(BIR)

### RECOMMENDED DECORATIVE TRIM



Birmingham lever  
with Brookshire trim

### (BIR) Birmingham

### FINISHES

Function	Packaging	605	505	608	609	618	619	620	621	622	625	626	716	613
F10 Hall & Closet	Box/Vis	•	•	•	•	•	<b>\$57</b>	•	•	•	\$57	•	<b>\$57</b>	•
F40 Bed & Bath	Box/Vis	•	•	•	•	•	<b>60</b>	•	•	•	60	•	<b>60</b>	•
F51A Keyed Entry	Box/Vis	•	•	•	•	•	<b>107</b>	•	•	•	107	•	<b>107</b>	•
F80 Storeroom	Box	•	•	•	•	•	117	•	•	•	117	•	117	•
F170 Non-turning	Box	•	•	•	•	•	29	•	•	•	29	•	29	•

#### List Price Adders:

Visual Package Options (highlighted) - add \$5 to list price

Decorative Trim Option - See chart on page Levers-15

Triple Option Latch - add \$2 to list price; Box Pack Only

UL Latch - add \$6 to list price (F10, F51A, F80 Functions Box Pack Only)

Split Finish/Design - add \$6.50 to highest list price; Box Pack Only


\* Specify Handing





Broadway  
(BRW)

RECOMMENDED DECORATIVE TRIM



Broadway lever  
with Greenwich trim



Broadway lever  
with Greyson trim



Broadway lever  
with Collins trim

**(BRW) Broadway**

**FINISHES**

Function	Packaging	605	505	608	609	618	619	620	621	622	625	626	716	613
F10 Hall & Closet	Box/Vis	•	•	•	•	•	<b>\$57</b>	•	•	\$57	\$57	\$57	\$57	•
F40 Bed & Bath	Box/Vis	•	•	•	•	•	<b>60</b>	•	•	60	60	60	60	•
F51A Keyed Entry	Box/Vis	•	•	•	•	•	<b>107</b>	•	•	107	107	107	107	•
F80 Storeroom	Box	•	•	•	•	•	117	•	•	117	117	117	117	•
F170 Non-turning	Box	•	•	•	•	•	29	•	•	29	29	29	29	•



Champagne  
(CHP)

RECOMMENDED DECORATIVE TRIM



Champagne lever  
with Andover trim



Champagne lever  
with Wakefield trim

**(CHP) Champagne**

**FINISHES**

Function	Packaging	605	505	608	609	618	619	620	621	622	625	626	716	613
F10 Hall & Closet	Box	•	•	•	•	•	\$71	•	•	•	•	•	\$71	•
F40 Bed & Bath	Box	•	•	•	•	•	74	•	•	•	•	•	74	•
F51A Keyed Entry	Box	•	•	•	•	•	121	•	•	•	•	•	121	•
F80* Storeroom	Box	•	•	•	•	•	131	•	•	•	•	•	131	•
F170* Non-turning	Box	•	•	•	•	•	36	•	•	•	•	•	36	•

**List Price Adders:**

- Visual Package Options (highlighted) - add \$5 to list price
- Decorative Trim Option - See chart on page Levers-15
- Triple Option Latch - add \$2 to list price; Box Pack Only
- UL Latch - add \$6 to list price (F10, F51A, F80 Functions Box Pack Only)
- Split Finish/Design - add \$6.50 to highest list price; Box Pack Only


\* Specify Handing

Stand out **effortlessly.**

Schlage's Decorative Collections offer thousands of additional design and finish combinations.  
**See page 59 for details.**



## Levers F Series



Elan  
(ELA)

### RECOMMENDED DECORATIVE TRIM



Elan lever  
with Century trim

### (ELA) Elan

### FINISHES

Function	Packaging	605	505	608	609	618	619	620	621	622	625	626	716	613
F10 Hall & Closet	Box	\$50	•	•	\$57	•	\$57	•	•	\$57	\$57	\$57	\$57	•
F40 Bed & Bath	Box	53	•	•	60	•	60	•	•	60	60	60	60	•
F51A Keyed Entry	Box	100	107	•	107	•	107	•	•	107	107	107	107	•
F80 Storeroom	Box	110	117	•	117	•	117	•	•	117	117	117	117	•
F170 Non-turning	Box	25	•	•	29	•	29	•	•	29	29	29	29	•

### NOTE:

- 1) Elan F10, F40, F51A and F80 in 626 Finish are available as CSV - add \$11 to list price
- 2) CSV - Contractor Series VisPack (Includes Light Commercial packaging and comes standard with UL fire rated latches.)



Flair  
(FLA)

### RECOMMENDED DECORATIVE TRIM



Flair lever  
with Addison trim



Flair lever  
with Brookshire trim



Flair lever  
with Camelot trim

### (FLA) Flair

### FINISHES


Function	Packaging	605	505	608	609	618	619	620	621	622	625	626	716	613
F10 Hall & Closet	Box/Vis	<b>\$50</b>	\$57	\$57	<b>\$57</b>	•	<b>\$57</b>	\$57	•	<b>\$57</b>	<b>\$57</b>	\$57	<b>\$57</b>	•
F40 Bed & Bath	Box/Vis	<b>53</b>	•	60	<b>60</b>	•	<b>60</b>	60	•	<b>60</b>	<b>60</b>	60	<b>60</b>	•
F51A Keyed Entry	Box/Vis	100	<b>107</b>	107	<b>107</b>	•	<b>107</b>	107	•	<b>107</b>	<b>107</b>	107	<b>107</b>	•
F80* Storeroom	Box	110	117	117	117	•	117	117	•	<b>117</b>	117	117	117	•
F170* Non-turning	Box/Vis	<b>25</b>	•	29	<b>29</b>	•	<b>29</b>	29	•	<b>29</b>	29	29	<b>29</b>	•

### List Price Adders:

- Visual Package Options (highlighted) - add \$5 to list price
- Decorative Trim Option - See chart on page Levers-15
- Triple Option Latch - add \$2 to list price; Box Pack Only
- UL Latch - add \$6 to list price (F10, F51A, F80 Functions Box Pack Only)
- Split Finish/Design - add \$6.50 to highest list price; Box Pack Only

\* Specify Handing





Jazz  
(JAZ)

**(JAZ) Jazz**
**FINISHES**

Function	Packaging	605	505	608	609	618	619	620	621	622	625	626	716	613
F10 Hall & Closet	Box	•	•	•	•	•	\$57	•	•	\$57	\$57	\$57	\$57	•
F40 Bed & Bath	Box	•	•	•	•	•	60	•	•	60	60	60	60	•
F51A Keyed Entry	Box	•	•	•	•	•	•	•	•	•	•	•	•	•
F80 Storeroom	Box	•	•	•	•	•	•	•	•	•	•	•	•	•
F170 Non-turning	Box	•	•	•	•	•	29	•	•	29	29	29	29	•



Latitude  
(LAT)

**RECOMMENDED DECORATIVE TRIM**


Latitude lever  
with Century trim



Latitude lever  
with Collins trim

**(LAT) Latitude**
**FINISHES**

Function	Packaging	605	505	608	609	618	619	620	621	622	625	626	716	613
F10 Hall & Closet	Box /Vis	•	•	•	•	\$57	<b>\$57</b>	•	•	\$57	<b>\$57</b>	\$57	\$57	•
F40 Bed & Bath	Box /Vis	•	•	•	•	60	<b>60</b>	•	•	60	<b>60</b>	60	60	•
F51A Keyed Entry	Box /Vis	•	•	\$107	•	107	<b>107</b>	•	•	107	<b>107</b>	107	107	•
F80 Storeroom	Box	•	•	•	•	117	117	•	•	117	117	117	117	•
F170 Non-turning	Box	•	•	•	•	29	29	•	•	29	29	29	29	•

**List Price Adders:**

- Visual Package Options (highlighted) - add \$5 to list price
- Decorative Trim Option - See chart on page Levers-15
- Triple Option Latch - add \$2 to list price; Box Pack Only
- UL Latch - add \$6 to list price (F10, F51A, F80 Functions Box Pack Only)
- Split Finish/Design - add \$6.50 to highest list price; Box Pack Only


\* Specify Handing

Stand out **effortlessly.**

Schlage's Decorative Collections offer thousands of additional design and finish combinations.  
**See page 59 for details.**



## Levers F Series



Manhattan  
(MNH)

### RECOMMENDED DECORATIVE TRIM



Manhattan lever  
with Century trim

### (MNH) Manhattan

### FINISHES

Function	Packaging	605	505	608	609	618	619	620	621	622	625	626	716	613
F10 Hall & Closet	Box	•	•	•	•	•	\$57	•	•	•	\$57	\$57	•	•
F40 Bed & Bath	Box	•	•	•	•	•	60	•	•	•	60	60	•	•
F51A Keyed Entry	Box	•	•	•	•	•	107	•	•	•	107	107	•	•
F80* Storeroom	Box	•	•	•	•	•	117	•	•	•	117	117	•	•
F170* Non-turning	Box	•	•	•	•	•	29	•	•	•	29	29	•	•



Merano  
(MER)

### RECOMMENDED DECORATIVE TRIM



Merano lever  
with Greyson trim



Merano lever  
with Century trim



Merano lever  
with Greenwich trim

### (MER) Merano

### FINISHES

Function	Packaging	605	505	608	609	618	619	620	621	622	625	626	716	613
F10 Hall & Closet	Box/Vis	•	•	•	•	•	<b>\$57</b>	•	•	\$57	\$57	\$57	<b>\$57</b>	•
F40 Bed & Bath	Box/Vis	•	•	•	•	•	<b>60</b>	•	•	60	60	60	<b>60</b>	•
F51A Keyed Entry	Box/Vis	•	•	•	•	•	<b>107</b>	•	•	107	107	107	<b>107</b>	•
F80* Storeroom	Box	•	•	•	•	•	117	•	•	117	117	117	117	•
F170* Non-turning	Box/Vis	•	•	•	•	•	<b>29</b>	•	•	29	29	29	29	•

### List Price Adders:

- Visual Package Options (highlighted) - add \$5 to list price
- Decorative Trim Option - See chart on page Levers-15
- Triple Option Latch - add \$2 to list price; Box Pack Only
- UL Latch - add \$6 to list price (F10, F51A, F80 Functions Box Pack Only)
- Split Finish/Design - add \$6.50 to highest list price; Box Pack Only


\* Specify Handing

### Stand out **effortlessly.**

Schlage's Decorative Collections offer thousands of additional design and finish combinations.

**See page 59 for details.**





Northbrook  
(NBK)

RECOMMENDED DECORATIVE TRIM



Northbrook lever  
with Upland trim



Northbrook lever  
with Collins trim

**(NBK) Northbrook**

**FINISHES**

Function	Packaging	605	505	608	609	618	619	620	621	622	625	626	716	613
F10 Hall & Closet	Box/Vis	•	•	•	•	•	\$57	•	•	•	•	•	•	•
F40 Bed & Bath	Box/Vis	•	•	•	•	•	60	•	•	•	•	•	•	•
F51A Keyed Entry	Box/Vis	•	•	•	•	•	107	•	•	\$107	\$107	•	\$107	•
F80 Storeroom	Box	•	•	•	•	•	117	•	•	•	•	•	•	•
F170 Non-turning	Box	•	•	•	•	•	29	•	•	•	•	•	•	•



Sacramento  
(SAC)

RECOMMENDED DECORATIVE TRIM



Sacramento lever  
with Greyson trim



Sacramento lever  
with Greenwich trim



Sacramento lever  
with Collins trim

**(SAC) Sacramento**

**FINISHES**

Function	Packaging	605	505	608	609	618	619	620	621	622	625	626	716	613
F10 Hall & Closet	Box/Vis	•	•	•	•	\$44	<b>\$44</b>	•	•	•	<b>\$44</b>	\$44	<b>\$44</b>	•
F40 Bed & Bath	Box/Vis	•	•	•	•	47	<b>47</b>	•	•	•	<b>47</b>	47	<b>47</b>	•
F51A Keyed Entry	Box/Vis	•	•	•	•	74	<b>74</b>	•	•	•	<b>74</b>	74	<b>74</b>	•
F80* Storeroom	Box	•	•	•	•	84	84	•	•	•	84	84	84	•
F170* Non-turning	Box	•	•	•	•	22	22	•	•	•	22	22	22	•

**List Price Adders:**

Visual Package Options (highlighted) - add \$5 to list price

Decorative Trim Option - See chart on page Levers-15

Triple Option Latch - add \$2 to list price; Box Pack Only

UL Latch - add \$6 to list price (F10, F51A, F80 Functions Box Pack Only)

Split Finish/Design - add \$6.50 to highest list price; Box Pack Only

\* Specify Handing



## Stand out **effortlessly.**

Schlage's Decorative Collections make it easy to match our strength to your style. With more than 1,000 customized design and finish options in all, your decor will be limited by only your imagination.



Pair a knob or lever with our inspired decorative trim options to bring your vision to life.\*



\* LOCKS SHIP COMPLETE WITH TRIM ATTACHED



Addison  
(ADD)



Andover  
(AND)



Brookshire  
(BRK)



Camelot  
(CAM)



Century  
(CEN)



Collins  
(COL)



Greenwich  
(GRW)



Greyson  
(GSN)



Upland  
(ULD)



Wakefield  
(WKF)

### Follow these steps for pricing decorative combinations:

1. Locate the price of the standard knob or lever from the Knobs/Levers section.
2. Use the chart below to find the list price adder for the matching Decorative Collection upgrade.
3. Add the prices together for the total cost of the new combinations.

\*Decorative trim are staked on the lock chassis for strength and durability and can only be ordered as a complete lock product.

#### Finishes available

Decorative trim finish	605	505	608	609	618	619	620	621	622	625	626	716	613
Addison (ADD)	\$16	•	•	\$16	•	\$16	\$16	\$16	\$16	\$16	\$16	\$16	•
Andover (AND)*	16	16	•	16	•	16	16	•	16	16	16	16	16
Brookshire (BRK)	16	16	•	16	•	16	•	•	16	•	•	16	•
Camelot (CAM)	16	16	16	16	•	16	16	•	16	16	•	16	•
Century (CEN)	•	•	•	•	16	16	•	•	16	16	16	16	•
Collins (COL)***	•	•	16	•	•	16	•	•	16	16	•	16	•
Greenwich (GRW)	•	•	•	•	16	16	•	•	16	16	16	16	•
Greyson (GSN)*	•	•	•	•	16	16	•	•	16	16	16	16	•
Upland (ULD)**	•	•	•	•	•	16	•	•	•	•	•	•	•
Wakefield (WKF)	•	•	•	•	16	16	16	•	16	16	16	16	•



**EXAMPLE 1:** To price a Accent passage lever with an Addison trim in Antique Pewter  
Take the price listed in the price book for the F10 ACC 620 and add the additional charge from the chart above

\$57 (F10 ACC 620)  
+ \$16 (Addison Decorative Trim 620)

**\$73 Total cost**  
(F10 ACC 620 ADD)

When ordering a decorative collection product, specify the trim at the end of the product code  
Example: F40 ACC 716 **CAM** or F170 LAT 625 **CEN**

**NOTE:** The deco trim cost for an F170 is 50% of the cost listed on this chart  
AND and GSN deco trim are not available for PLY or GEO styles

\*Greyson and Andover are not available in B60 or F59 functions

\*Greyson and Andover feature concealed screws

\*\* ULD unavailable in B60 function. ULD F59 features COL deadbolt.

\*\*\* Collins 608, 622, 625 and 716 finishes are only available on F51A keyed product and Schlage Custom Interiors



To order  
latches and strikes  
see page 126-127

## J Series Levers

### AVAILABLE FUNCTIONS

#### Non-keyed Locks



ANSI

J10  
F75

J40  
F77


J170

#### Keyed Locks


J54  
F82

### ANSI/BHMA A156.2-2011 Commercial Grade 3 J Series Levers

#### Non-keyed Locks

#### J10/F75 - Hall & Closet

- Both levers always unlocked

#### J40/F77 - Bed & Bath

- Turn-button locking. Can be opened from outside by turning outside turn mechanism
- From interior, turning inside turn-button releases inside lever

#### J40P - Bed & Bath (Pushbutton)

- Push-button locking. Can be opened from outside with small circular tool.
- Turning inside knob/lever releases button
- ADA Compliant

#### J170 - Non-turning

- Non-turning trim for one side of door
- Used for door pull or as matching inactive trim

#### Keyed Locks

#### J54/F82 - Keyed Entry

- Unlocked by key from outside when outer knob is locked by turn-button in inside knob
- Inside knob is locked and unlocked by turn-button

### PRODUCT IDENTIFICATION

J	54	F	SEV	619	SQR	16-255	10-101	KA4
Lock Series	Product	UL Fire Rated	Design	Finish Code	Collins Trim	Latch	Strike	Keying

### LATCHES & STRIKES

#### Keyed Latches - Dead Latches

**16-255** - Triple Option (Round, Square, Drive-in) - **STANDARD**

**16-061** - UL Listed, Square Corner

#### Non Keyed - Spring Latches

**16-254** - Dual Option (Round, Drive-in) - **STANDARD**

**16-070** - Triple Option Spring Latch for handlesets

#### Strikes

**10-101** - Round Corner Full Lip - **STANDARD**



**STANDARD FEATURES / CONFIGURATIONS**
**J Series Levers**
**Description**

<b>Certification:</b>	ANSI/BHMA A156.2-2011 Commercial Grade
<b>Latch:</b>	Dual Option: 1" x 2 1/4", 1/4" round faceplate and drive-in Triple Option: 1" x 2 1/4", square corner and 1/4" round faceplate, drive-in latch (J54)
<b>Strike:</b>	1 5/8" x 2 1/4", radius corner, full lip, no box
<b>Backset:</b>	Adjustable for 2 3/8" or 2 3/4"
<b>Cylinder:</b>	5-pin, C keyway, keyed alike (KA4)
<b>Door Range:</b>	1 3/8" - 1 3/4"
<b>Keys:</b>	Two brass cut keys per lock, 5-pin, C section

**FINISH CODES & DESCRIPTIONS**

605	609	619	620	622	625	626	630	716
Bright Brass (US3)	Antique Brass (US5)	Satin Nickel (US15)	Antique Pewter (US15A)	Matte Black (US19)	Bright Chrome (US26)	Satin Chrome (US26D)	Satin Stainless Steel (US32D)	Aged Bronze

\*Non-standard finishes are not available  
Full-color swatch examples available on inside Levers tab

**PACKAGING & CARTON SPECS**

	INDIVIDUAL CARTON				SHIPPER					
	CARTON WEIGHT	HEIGHT	WIDTH	DEPTH	QTY. SHIPPER	CARTON WEIGHT	CU. FT.	HEIGHT	WIDTH	DEPTH
<b>Levers</b>										
J10	1.58	3.07 in.	5.71 in.	6.69 in.	24	37.84	2.143	14.8 in.	13.7 in.	18.3 in.
J40	1.58	3.07 in.	5.71 in.	6.69 in.	24	37.84	2.143	14.8 in.	13.7 in.	18.3 in.
J54	1.58	3.07 in.	5.71 in.	6.69 in.	24	37.84	2.143	14.8 in.	13.7 in.	18.3 in.
J170	0.56	2.44 in.	2.64 in.	5.43 in.	50	28.16	1.420	12.2 in.	13.7 in.	14.7 in.
J10F	1.58	3.07 in.	5.71 in.	6.69 in.	24	37.84	2.143	14.8 in.	13.7 in.	18.3 in.
J54F	1.58	3.07 in.	5.71 in.	6.69 in.	24	37.84	2.143	14.8 in.	13.7 in.	18.3 in.

For Vis Pack carton specs, see page 150






J10  
Broadway (BRW)

### (BRW) Broadway

### FINISHES

Function	Packaging	605	609	619	620	622	625	626	630	716
J10 Hall & Closet	Box	•	•	\$44	•	\$44	\$44	\$44	•	\$44
J40 Bed & Bath	Box	•	•	48	•	48	48	48	•	48
J54 Keyed Entry	Box	•	•	60	•	60	60	60	•	60
J170 Non-turning	Box	•	•	23	•	23	23	23	•	23



J10  
Dover (DOV)

### (DOV) Dover

### FINISHES

Function	Packaging	605	609	619	620	622	625	626	630	716
J10 Hall & Closet	Box/Vis	\$43	\$43	\$40	•	\$40	\$40	\$40	<b>\$40</b>	\$40
J40 Bed & Bath	Box/Vis	46	46	43	•	43	43	43	<b>43</b>	43
J54 Keyed Entry	Box/Vis	62	62	59	•	59	59	59	<b>59</b>	59
J170 Non-turning	Box/Vis	24	24	21	•	21	21	21	<b>21</b>	21



J10  
Marin (MAR)

### (MAR) Marin

### FINISHES

Function	Packaging	605	609	619	620	622	625	626	630	716
J10 Hall & Closet	Box	•	•	\$40	•	\$40	\$40	\$40	\$40	\$40
J40 Bed & Bath	Box	•	•	43	•	43	43	43	43	43
J54 Keyed Entry	Box	•	•	59	•	59	59	59	59	59
J170 Non-turning	Box	•	•	21	•	21	21	21	21	21

### List Price Adders:

Visual Package Options (highlighted) - add \$3 to list price

Visual Package **ONLY** (highlighted) - \$3 adder included

UL Latch - add \$6 to list price (J10F, J54F)

\*Specify handing

### NOTE:

- 1) J10 and J40 standard latch is Dual Option (Round, Drive-in)
- 2) J54 standard latch is Triple Option (Round, Square, Drive-in)



## Levers J Series



J10  
Solstice (SOL)

### (SOL) Solstice

#### FINISHES

Function	Packaging	605	609	619	620	622	625	626	630	716
J10 Hall & Closet	Box/Vis	•	•	\$44	•	\$44	\$44	\$44	•	\$44
J40 Bed & Bath	Box/Vis	•	•	48	•	48	48	48	•	48
J54 Keyed Entry	Box/Vis	•	•	60	•	60	60	60	•	60
J170 Non-turning	Box/Vis	•	•	23	•	23	23	23	•	23
J40P Bed & Bath	Box	•	•	50	•	•	50	•	•	50




J10  
LaSalle (LAS)

### (LAS) LaSalle

#### FINISHES

Function	Packaging	605	609	619	620	622	625	626	630	716
J10 Hall & Closet	Box/Vis	\$40	\$40	\$40	•	•	•	•	•	\$40
J40 Bed & Bath	Box/Vis	43	43	43	•	•	•	•	•	43
J54 Keyed Entry	Box/Vis	59	59	59	•	•	•	•	•	59
J170* Non-turning	Box/Vis	21	21	21	•	•	•	•	•	21



J10  
Seville (SEV)

### (SEV) Seville

#### FINISHES

Function	Packaging	605	609	619	620	622	625	626	630	716
J10 Hall & Closet	Box/Vis	\$43	\$43	\$40	•	•	\$40	•	•	\$40
J40 Bed & Bath	Box/Vis	46	46	43	•	•	43	•	•	43
J54 Keyed Entry	Box/Vis	62	62	59	•	•	59	•	•	59
J170* Non-turning	Box/Vis	•	•	21	•	•	21	•	•	21
J40P Bed & Bath	Box	•	•	45	•	•	45	•	•	45

#### List Price Adders:

Visual Package Options (highlighted) - add \$3 to list price

Visual Package **ONLY** (highlighted) - \$3 adder included

UL Latch - add \$6 to list price (J10F, J54F)

\*Specify handing

#### NOTE:

- 1) J10 and J40 standard latch is Dual Option (Round, Drive-in)
- 2) J54 standard latch is Triple Option (Round, Square, Drive-in)






J10  
Torino (TOR)

#### (TOR) Torino

#### FINISHES

Function	Packaging	605	609	619	620	622	625	626	630	716
J10 Hall & Closet	Box/Vis	\$43	\$43	<b>\$40</b>	\$40	•	\$40	•	\$40	<b>\$40</b>
J40 Bed & Bath	Box/Vis	46	46	<b>43</b>	43	•	43	•	43	<b>43</b>
J54 Keyed Entry	Box/Vis	62	62	<b>59</b>	59	•	59	•	59	<b>59</b>
J170 Non-turning	Box/Vis	24	24	<b>21</b>	21	•	21	•	21	21
J40P Bed & Bath	Box	•	•	45	•	•	45	•	•	45




J10  
Broadway with  
Collins Trim (BRW/COL)

#### (BRW/SQR) Broadway with Collins Rose

#### FINISHES

Function	Packaging	605	609	619	620	622	625	626	630	716
J10 Hall & Closet	Box	•	•	\$50	•	\$50	\$50	\$50	•	\$50
J40 Bed & Bath	Box	•	•	53	•	53	53	53	•	53
J54 Keyed Entry	Box	•	•	66	•	66	66	66	•	66
J170 Non-turning	Box	•	•	26	•	26	26	26	•	26



J10  
Solstice with  
Collins Trim (SOL/COL)

#### (SOL/SQR) Solstice with Collins Rose

#### FINISHES

Function	Packaging	605	609	619	620	622	625	626	630	716
J10 Hall & Closet	Box	•	•	\$50	•	\$50	\$50	\$50	•	\$50
J40 Bed & Bath	Box	•	•	53	•	53	53	53	•	53
J54 Keyed Entry	Box	•	•	66	•	66	66	66	•	66
J170 Non-turning	Box	•	•	26	•	26	26	26	•	26

#### List Price Adders:

Visual Package Options (highlighted) - add \$3 to list price

Visual Package **ONLY** (highlighted) - \$3 adder already included in price

UL Latch - add \$6 to list price (J10F, J54F)

\*Specify handing

#### NOTE:

- 1) J10 and J40 standard latch is Dual Option (Round, Drive-in)
- 2) J54 standard latch is Triple Option (Round, Square, Drive-in)



**Notes**



FC Series . . . . .	67
FC Series Decorative Collection . . . . .	73
F Series . . . . .	75
F Series Decorative Collection . . . . .	82
J Series . . . . .	83

## FC Series Knobs

### AVAILABLE FUNCTIONS

Non-keyed Locks



Schlage FC21



FC172



#### FC21 - Combined Passage Privacy

- Passage is default function
- Insert privacy pushbutton on interior side of lock to convert to privacy
- Can be opened from outside with small emergency unlock tool
- Turning inside knob/lever releases privacy pushbutton



#### FC172 - Non-Turning Set

- Non-turning pair of levers/knobs
- Used for door pull or matching inactive trim

**ANSI/BHMA A156.2-2017 Grade 2**  
**ANSI/BHMA A156.39-2017 Residential Grade AAA**

## LATCHES & STRIKES

### Non Keyed - Spring Latches

**16-600** - FC21 Dual Option (Round Corner & Drive In) **STANDARD**

**16-601** - FC21 Triple Option (Round, Square Corner, & Drive In)

**16-620** - UL Listed Square Corner

**16-621** - UL Listed Round Corner

### Strikes

**10-027** - Round Corner Full Lip **STANDARD**

**10-001** - Square Corner T Strike

**10-026** - Square Corner Full Lip

**10-058** - Circular - Adjustable

**10-063** - Dual Strikes (Round & Square Full Lip)

**10-025** - ANSI Square Corner

## STANDARD FEATURES / CONFIGURATIONS

### FC Series Knobs/Decorative Trim\*

#### Description

**Certification:** ANSI/BHMA A156.2-2017 Grade 2

ANSI/BHMA A156.39-2015 Residential Grade AAA

Available UL Listed for 90 minute fire door (Available soon)

**Latch:** 1" x 2 1/4", 1/4" radius corner faceplate, 1" housing diameter, 1/2" throw, circular drive-in included, universal latch

**Strike:** 1 5/8" x 2 1/4" radius corner, full lip

**Backset:** Dual backset latches, fits either 2 3/8" or 2 3/4" backsets

**Cylinder:** 5-Pin, C keyway, keyed alike (KA4) on keyed function only

**Door Range:** 1 3/8" - 1 3/4"

**Keys:** Two per lock, 5-pin, C section on keyed functions only

\* Locks are furnished with standard features unless otherwise specified. To order locks with non-standard features specify non-standard feature desired.



**FINISH CODES & DESCRIPTIONS**

530	608	618	619	622	625	626	716
Black Stainless	Satin Brass	Polished Nickel	Satin Nickel (US15)	Matte Black (US19)	Bright Chrome (US26)	Satin Chrome (US26D)	Aged Bronze

**PACKAGING & CARTON SPECS**

INDIVIDUAL CARTON					SHIPPER					
	CARTON WEIGHT	HEIGHT	WIDTH	DEPTH	QTY. SHIPPER	CARTON WEIGHT	CU. FT.	HEIGHT	WIDTH	DEPTH
<b>Levers</b>										
FC21	2.3	3.5 in.	5.9 in.	8.1 in.	8	18.00	0.94	8.8 in.	12.8 in.	14.5 in.
FC172	1.5	3.2 in.	4.4 in.	5.8 in.	20	31.00	1.25	6.7 in.	16.1 in.	20.1 in.



**AVAILABLE STYLES**



**Alexandria (ALX)**



**Andover (AND)**



**Bowery (BWE)**



**Caine (CAN)\***



**Dawes (DAW)**



**Ganton (GAN)**



**Georgian (GEO)**



**Hobson (HOB)**



**Kyle (KYL)\***



**Nixon (NIX)\***



**Offerman (OFM)**



**Plymouth (PLY)**



**Swanson (SWA)\***

\* New style coming soon



## Knobs FC Series



Alexandria  
(ALX)

(NOTE: Alden is standard trim)

### RECOMMENDED DECORATIVE TRIM



Alexandria knob  
with Camelot trim

### (ALX) Alexandria

### FINISHES

Function	605	530	608	609	618	619	620	621	622	625	626	716	613
FC21 Combined Interior	•	\$111	\$111	•	\$111	\$111	•	•	\$111	•	•	\$111	•
FC172 Non-Turning Set	•	104	104	•	104	104	•	•	104	•	•	104	•



Andover  
(AND)

(NOTE: Alden is standard trim)

### RECOMMENDED DECORATIVE TRIM



Andover knob  
with Camelot trim

### (AND) Andover

### FINISHES

Function	605	530	608	609	618	619	620	621	622	625	626	716	613
FC21 Combined Interior	•	•	•	•	•	\$66	•	•	•	•	•	\$66	•
FC172 Non-Turning Set	•	•	•	•	•	62	•	•	•	•	•	62	•
F51A Keyed Entry	62	•	•	66	•	66	66	•	•	66	66	66	75



Bowery  
(BWE)

(NOTE: Kinsler is standard trim)

### RECOMMENDED DECORATIVE TRIM



Bowery knob  
with Collins trim

### (BWE) Bowery

### FINISHES

Function	605	530	608	609	618	619	620	621	622	625	626	716	613
FC21 Combined Interior	•	\$66	\$66	•	\$66	\$66	•	•	\$66	\$66	•	\$66	•
FC172 Non-Turning Set	•	62	62	•	62	62	•	•	62	62	•	62	•
F51A Keyed Entry	•	66	66	•	66	66	•	•	66	66	66	66	•



Caine  
(CAN)

(NOTE: Kinsler is standard trim)

### RECOMMENDED DECORATIVE TRIM



Caine knob  
with Greene trim

### (CAN) Caine (Coming Soon)

### FINISHES

Function	605	530	608	609	618	619	620	621	622	625	626	716	613
FC21 Combined Interior	•	•	•	•	•	\$111	•	•	\$111	•	•	•	•
FC172 Non-Turning Set	•	•	•	•	•	104	•	•	104	•	•	•	•





Dawes  
(DAW)

(NOTE: Kinsler is standard trim)

RECOMMENDED DECORATIVE TRIM



Dawes knob  
with Collins trim

**(DAW) Dawes**

**FINISHES**

Function	605	530	608	609	618	619	620	621	622	625	626	716	613
FC21 Combined Interior	•	•	\$111	•	•	\$111	•	•	\$111	\$111	•	•	•
FC172 Non-Turning Set	•	•	104	•	•	104	•	•	104	104	•	•	•



Ganton  
(GAN)

(NOTE: Kinsler is standard trim)

RECOMMENDED DECORATIVE TRIM



Ganton knob  
with Dalton trim

**(GAN) Ganton**

**FINISHES**

Function	605	530	608	609	618	619	620	621	622	625	626	716	613
FC21 Combined Interior	•	•	•	•	•	\$80	•	•	\$80	•	•	•	•
FC172 Non-Turning Set	•	•	•	•	•	74	•	•	74	•	•	•	•
F51A Keyed Entry	•	•	•	•	•	107	•	•	107	•	•	•	•



Georgian  
(GEO)

(NOTE: Alden is standard trim)

RECOMMENDED DECORATIVE TRIM



Georgian knob  
with Camelot trim

**(GEO) Georgian**

**FINISHES**

Function	605	530	608	609	618	619	620	621	622	625	626	716	613
FC21 Combined Interior	•	•	\$66	•	•	\$66	•	•	\$66	\$66	•	\$66	•
FC172 Non-Turning Set	•	•	62	•	•	62	•	•	62	62	•	62	•
F51A Keyed Entry	52	•	56	56	•	56	56	56	56	56	•	56	•



Hobson  
(HOB)

(NOTE: Kinsler is standard trim)

RECOMMENDED DECORATIVE TRIM



Hobson knob  
with Camelot trim


**(HOB) Hobson**

**FINISHES**

Function	605	530	608	609	618	619	620	621	622	625	626	716	613
FC21 Combined Interior	•	•	\$111	•	\$111	\$111	•	•	\$111	•	•	\$111	•
FC172 Non-Turning Set	•	•	104	•	104	104	•	•	104	•	•	104	•



## Knobs FC Series



Kyle  
(KYL)

(NOTE: Kinsler is standard trim)

### RECOMMENDED DECORATIVE TRIM



Kyle knob  
with Collins trim

### (KYL) Kyle (Coming Soon)

### FINISHES

Function	605	530	608	609	618	619	620	621	622	625	626	716	613
FC21 Combined Interior	•	•	•	•	•	\$111	•	•	\$111	\$111	•	•	•
FC172 Non-Turning Set	•	•	•	•	•	104	•	•	104	104	•	•	•



Nixon  
(NIX)

(NOTE: Kinsler is standard trim)

### RECOMMENDED DECORATIVE TRIM



Nixon knob  
with Greene trim

### (NIX) Nixon (Coming Soon)

### FINISHES

Function	605	530	608	609	618	619	620	621	622	625	626	716	613
FC21 Combined Interior	•	•	•	•	•	\$80	•	•	\$80	•	•	•	•
FC172 Non-Turning Set	•	•	•	•	•	74	•	•	74	•	•	•	•
F51A Keyed Entry	•	•	•	•	•	107	•	•	107	•	•	•	•



Offerman  
(OFM)

(NOTE: Alden is standard trim)

### RECOMMENDED DECORATIVE TRIM



Offerman knob  
with Grandville trim

### (OFM) Offerman

### FINISHES

Function	605	530	608	609	618	619	620	621	622	625	626	716	613
FC21 Combined Interior	•	•	•	•	•	\$80	•	•	•	•	•	\$80	•
FC172 Non-Turning Set	•	•	•	•	•	74	•	•	•	•	•	74	•
F51A Keyed Entry	•	•	•	•	•	107	•	•	•	•	•	107	•



Plymouth  
(PLY)

(NOTE: Kinsler is standard trim)

### RECOMMENDED DECORATIVE TRIM



Plymouth knob  
with Camelot trim

### (PLY) Plymouth

### FINISHES

Function	605	530	608	609	618	619	620	621	622	625	626	716	613
FC21 Combined Interior	•	•	•	•	•	\$66	•	•	\$66	\$66	\$66	\$66	•
FC172 Non-Turning Set	•	•	•	•	•	62	•	•	62	62	62	62	•
F51A Keyed Entry	52	•	•	56	•	56	56	•	56	56	56	56	•





Swanson  
(SWA)

(NOTE: Kinsler is standard trim)

RECOMMENDED DECORATIVE TRIM



Swanson knob  
with Greene trim



Swanson knob  
with Collins trim

**(SWA) Swanson** (Coming Soon)

**FINISHES**



Function		605	530	608	609	618	619	620	621	622	625	626	716	613
FC21	Combined Interior	•	•	•	•	•	\$80	•	•	\$80	\$80	\$80	\$80	•
FC172	Non-Turning Set	•	•	•	•	•	74	•	•	74	74	74	74	•
F51A	Keyed Entry	•	•	•	•	•	107	•	•	107	107	107	107	•



Flexible. **Simple.**

Schlage's Custom Series makes it easy to change your door hardware as the style in your home evolves. Simply pair a knob or lever with one of our trims, and you can update the look of any room.

Pair a knob or lever with our inspired decorative trim options to bring your vision to life.



\* Standard trim with no upcharge

### Follow these steps for pricing decorative combinations:

1. Locate the price of the standard knob or lever from the Knobs/Levers section.
2. Use the chart below to find the list price adder for the matching Decorative Collection upgrade.
3. Add the prices together for the total cost of the new combinations.

### Finishes available

Custom trim finish	605	530	608	609	618	619	620	621	622	625	626	716	613
Camelot (CAM)	•	10	10	•	•	10	•	•	10	•	•	10	•
Century (CEN)	•	10	10	•	10	10	•	•	10	10	10	10	•
Collins (COL)	•	10	10	•	10	10	•	•	10	10	10	10	•
Dalton (DLT)	•	•	•	•	•	10	•	•	10	•	•	•	•
Grandville (GDV)	•	•	•	•	•	10	•	•	•	•	•	10	•
<b>Greene (GEE)**</b>	•	•	•	•	•	10	•	•	10	•	•	•	•
<b>Howe (HOW)**</b>	•	•	•	•	•	10	•	•	10	10	•	10	•
<b>Indy (IND)**</b>	•	•	•	•	•	10	•	•	10	10	•	10	•
Rosewood (RWD)	•	•	•	•	10	10	•	•	10	•	•	•	•
Upland (ULD)	•	•	•	•	•	10	•	•	10	10	•	10	•
<b>Keyed trim finish</b>													
Camelot (CAM)	•	16	16	•	•	16	•	•	16	•	•	16	•
Century (CEN)	•	16	16	•	16	16	•	•	16	16	16	16	•
Collins (COL)	•	16	16	•	16	16	•	•	16	16	16	16	•
Dalton (DLT)	•	•	•	•	•	16	•	•	16	•	•	•	•
Grandville (GDV)	•	•	•	•	•	16	•	•	•	•	•	16	•
<b>Greene (GEE)**</b>	•	•	•	•	•	16	•	•	16	•	•	•	•
<b>Indy (IND)**</b>	•	•	•	•	•	16	•	•	16	16	•	16	•
Rosewood (RWD)	•	•	•	•	16	16	•	•	16	•	•	•	•
Upland (ULD)	•	•	•	•	•	16	•	•	16	16	•	16	•



**Please Note:** Schlage Custom FC21 and FC172 Decorative Trim list price adders differ from other functions. Please refer to the specific decorative trim tables for F-Series (F10, F40, F51A etc.) on their respective pages.

**EXAMPLE 1:** To price an Alexandria (ALX) knob with Camelot (CAM) trim in satin nickel: Take the price listed for the Alexandria Knob in Satin Nickel (\$111 for FC21) and add the charge for the trim from the table above (\$10).

	\$111 (FC ALX 619)
+	\$10 (Camelot Trim for FC21)
	<b>\$121 Total cost</b>
	(FC21 ALX 619 CAM)

When ordering a Schlage Custom product, please specify the trim at the end of the product code.  
Example: FC21 ELR 619 **CAM** or FC172 LAT 622 **COL**

\*\* New style coming soon



## F Series Knobs

## AVAILABLE FUNCTIONS

## Non-keyed Locks

Schlage  
ANSIF10  
F75F40  
F76

F170

## Keyed Locks

F51A  
F81F80  
F86

**ANSI/BHMA A156.2-2017 Commercial Grade 2**  
**ANSI/BHMA A156.39-2015 Residential Grade AAA**

## Non-keyed Locks

**F10/F75 – Hall & Closet**

- Both knobs/levers always unlocked

**F40/F76 – Bed & Bath**

- Push-button locking
- Can be opened from outside with small circular tool
- Turning inside knob/lever releases button

**F170 – Non-turning**

- Non-turning trim for one side of door
- Used for door pull or as matching inactive trim

## Keyed Locks

**F51A/F81 – Keyed Entry**

- Keyed entry function unlocks when door is opened from the inside, allowing you to leave quickly, conveniently and re-enter easily
- Locked by inserting key and rotating cylinder from outside, or manually rotating interior turn-button after exit

**F80/F86 – Storeroom Lock**

- Outside knob/lever fixed. Entrance by key only.
- Inside knob/lever always unlocked

## PRODUCT IDENTIFICATION

F	51A	F	PLY	619	CAM	RH	16-086	10-027	KA4
Lock Series	Product	UL Fire Rated (V - VisPack) (GC - Graphic Cover)	Style	Finish Code	Decorative Trim	Hand	Latch	Strike	Keying

## LATCHES &amp; STRIKES

## Keyed Latches - Dead Latches

**16-086** - Dual Option (Round, Drive-in)  
**STANDARD**

**16-207** - Square Corner

**16-211** - Triple Option  
 (Round, Square, Drive-in)

**16-203** - UL Listed Square Corner  
 with Firecup

**16-204** - UL Listed Round Corner  
 with Firecup

**16-126** - 5" Backset, Square Corner

## Non Keyed - Spring Latches

**16-080** - Dual Option (Round, Drive-in)  
**STANDARD**

**16-200** - Square Corner

**16-210** - Triple Option  
 (Round, Square, Drive-in)

**16-203** - UL Listed Square Corner  
 with Firecup

**16-204** - UL Listed Round Corner  
 with Firecup

**16-126** - 5" Backset, Square Corner

## Strikes

**10-027** - Round Corner Full Lip  
**STANDARD**

**10-001** - Square Corner T Strike

**10-026** - Square Corner Full Lip

**10-058** - Circular - Adjustable

**10-063** - Dual Strikes  
 (Round & Square Full Lip)

**10-025** - ANSI Square Corner



## STANDARD FEATURES / CONFIGURATIONS

### F-Series Knobs/Decorative Trim\*

#### Description

- Certification:** ANSI/BHMA A156.2-2017 Commercial Grade 2  
ANSI/BHMA A156.39-2015 Residential Grade AAA  
Available UL Listed for 3-hour fire door
- Latch:** 1"x 2 1/4", 1/4" radius corner faceplate, 7/8" housing diameter, 1/2" throw, circular drive-in included, universal latch
- Strike:** 1 5/8" x 2 1/4" radius corner, full lip, no box
- Backset:** Dual backset latches, fits either 2 3/8" or 2 3/4" backsets
- Cylinder:** 5-Pin, C keyway, keyed alike (KA4)
- Door Range:** 1 3/8" - 1 3/4"
- Keys:** Two per lock, 5-pin, C section

\* Locks are furnished with standard features unless otherwise specified. To order locks with non-standard features specify non-standard feature desired.

## FINISH CODES & DESCRIPTIONS

505	605	608	609	613	618	619	620	621	622	625	626	716
Lifetime Bright Brass	Bright Brass (US3)	Satin Brass	Antique Brass (US5)	Oil-Rubbed Bronze (US10B)	Polished Nickel	Satin Nickel (US15)	Antique Pewter (US15A)	Distressed Nickel	Matte Black (US19)	Bright Chrome (US26)	Satin Chrome (US26D)	Aged Bronze

Non-standard finishes are not available.  
Full-color swatch examples available on inside Knobs tab.

## PACKAGING & CARTON SPECS

INDIVIDUAL CARTON					SHIPPER					
	CARTON WEIGHT	HEIGHT	WIDTH	DEPTH	QTY. SHIPPER	CARTON WEIGHT	CU. FT.	HEIGHT	WIDTH	DEPTH
<b>Knobs</b>										
F10	1.55	3.06 in.	4.37 in.	8.14 in.	20	31.00	1.520	9.0 in.	15.6 in.	18.8 in.
F40	1.55	3.06 in.	4.37 in.	8.14 in.	20	31.00	1.520	9.0 in.	15.6 in.	18.8 in.
F51A	1.55	3.06 in.	4.37 in.	8.14 in.	20	31.00	1.520	9.0 in.	15.6 in.	18.8 in.
F80	1.55	3.06 in.	4.37 in.	8.14 in.	20	31.00	1.520	9.0 in.	15.6 in.	18.8 in.
F170	0.45	2.77 in.	3.60 in.	3.88 in.	20	9.00	0.575	4.8 in.	14.5 in.	15.0 in.
<b>Decorative Collections Knobs</b>										
All Knobs*	1.55	3.25 in.	6.00 in.	7.00 in.	8	15.00	1.090	8.13 in.	12.63 in.	18.4 in.
F170	1.20	2.86 in.	4.38 in.	5.66 in.	20	25.00	1.000	6.5 in.	15.3 in.	18.3 in.

For Vis Pack carton specs, see page 150

\* AND and COL Decorative knobs use same cartons and shippers as the Standard Knobs in first table above.



**AVAILABLE STYLES**



**Andover**  
(AND)



**Bell**  
(BEL)



**Bowery**  
(BWE)



**Georgian**  
(GEO)



**Orbit**  
(ORB)



**Plymouth**  
(PLY)



**Siena**  
(SIE)





Andover  
(AND)

RECOMMENDED DECORATIVE TRIM



Andover knob  
with Addison trim



Andover knob  
with Andover trim

**(AND) Andover**

**FINISHES**

Function	Packaging	605	505	608	609	618	619	620	621	622	625	626	716	613
F10 Hall & Closet	Box	\$40	\$42	*	\$42	*	\$42	\$42	*	*	\$42	\$42	\$42	\$55
F40 Bed & Bath	Box	43	*	*	45	*	45	45	*	*	45	45	45	58
F51A Keyed Entry	Box	62	66	*	66	*	66	66	*	*	66	66	66	75
F80 Storeroom	Box	72	76	*	76	*	76	76	*	*	76	76	76	85
F170 Non-turning	Box	20	*	*	21	*	21	21	*	*	21	21	21	28



Bell  
(BEL)

**(BEL) Bell**

**FINISHES**

Function	Packaging	605	505	608	609	618	619	620	621	622	625	626	716	613
F10 Hall & Closet	Box/Vis	<b>\$30</b>	\$32	*	<b>\$32</b>	*	*	*	*	*	*	<b>\$32</b>	*	*
F40 Bed & Bath	Box/Vis	<b>33</b>	*	*	<b>35</b>	*	*	*	*	*	*	<b>35</b>	*	*
F51A Keyed Entry	Box/Vis	52	<b>56</b>	*	<b>56</b>	*	*	*	*	*	*	<b>56</b>	*	*
F80 Storeroom	Box	62	66	*	66	*	*	*	*	*	*	66	*	*
F170 Non-turning	Box/Vis	<b>15</b>	*	*	16	*	*	*	*	*	*	16	*	*

**List Price Adders:**

- Visual Package Options (highlighted) - add \$5 to list price
- Decorative Trim Option - See chart on page Knobs-12
- Triple Option Latch - add \$2 to list price; Box Pack Only
- UL Latch - add \$6 to list price (F10, F51A, F80 Functions Box Pack Only)
- Split Finish - add \$6.50 to list price; Box Pack Only





Bowery  
(BWE)

RECOMMENDED DECORATIVE TRIM



Bowery knob  
with Greyson trim



Bowery knob  
with Century trim

**(BWE) Bowery**

**FINISHES**

Function	Packaging	605	505	608	609	618	619	620	621	622	625	626	716	613
F10 Hall & Closet	Box/Vis	•	•	•	•	\$42	<b>\$42</b>	•	•	\$42	\$42	\$42	<b>\$42</b>	•
F40 Bed & Bath	Box/Vis	•	•	•	•	45	<b>45</b>	•	•	45	45	45	<b>45</b>	•
F51A Keyed Entry	Box/Vis	•	•	•	•	66	<b>66</b>	•	•	66	66	66	<b>66</b>	•
F80 Storeroom	Box	•	•	•	•	76	76	•	•	76	76	76	76	•
F170 Non-turning	Box/Vis	•	•	•	•	21	<b>21</b>	•	•	21	21	21	<b>21</b>	•



Georgian  
(GEO)

RECOMMENDED DECORATIVE TRIM



Georgian knob  
with Camelot trim



Georgian knob  
with Brookshire trim

**(GEO) Georgian**

**FINISHES**

Function	Packaging	605	505	608	609	618	619	620	621	622	625	626	716	613
F10 Hall & Closet	Box/Vis	<b>\$30</b>	\$32	<b>\$32</b>	<b>\$32</b>	•	<b>\$32</b>	<b>\$32</b>	\$32	<b>\$32</b>	\$32	•	<b>\$32</b>	•
F40 Bed & Bath	Box/Vis	<b>33</b>	•	<b>35</b>	<b>35</b>	•	<b>35</b>	<b>35</b>	35	<b>35</b>	35	•	<b>35</b>	•
F51A Keyed Entry	Box/Vis	52	<b>56</b>	<b>56</b>	<b>56</b>	•	<b>56</b>	<b>56</b>	56	<b>56</b>	56	•	<b>56</b>	•
F80 Storeroom	Box	62	66	66	66	•	66	66	66	66	66	•	66	•
F170 Non-turning	Box/Vis	<b>15</b>	•	<b>16</b>	<b>16</b>	•	<b>16</b>	<b>16</b>	16	<b>16</b>	16	•	<b>16</b>	•

**List Price Adders:**

Visual Package Options (highlighted) - add \$5 to list price  
 Decorative Trim Option - See chart on page Knobs-12  
 Triple Option Latch - add \$2 to list price; Box Pack Only  
 UL Latch - add \$6 to list price (F10, F51A, F80 Functions Box Pack Only)  
 Split Finish/Design - add \$6.50 to highest list price; Box Pack Only

Stand out **effortlessly.**

Schlage's Decorative Collections offer thousands of additional design and finish combinations.  
**See page 72 for details.**




 Orbit  
(ORB)

## RECOMMENDED DECORATIVE TRIM


 Orbit knob  
with Century trim


 Orbit knob  
with Collins trim

**(ORB) Orbit**
**FINISHES**

Function	Packaging	605	505	608	609	618	619	620	621	622	625	626	716	613
F10 Hall & Closet	Box	<b>\$40</b>	\$42	•	•	•	\$42	•	•	•	\$42	\$42	•	•
F40 Bed & Bath	Box	<b>43</b>	•	•	•	•	45	•	•	•	45	45	•	•
F51A Keyed Entry	Box	62	<b>66</b>	•	•	•	66	•	•	•	66	66	•	•
F80 Storeroom	Box	72	76	•	•	•	76	•	•	•	76	76	•	•
F170 Non-turning	Box	<b>20</b>	•	•	•	•	21	•	•	•	21	21	•	•

**Note:** 1) Orbit F10, F40, F51A and F80 in 626 Finish are available as CSV - add \$11 to list price

2) CSV - Contractor Series VisPack (Includes Light Commercial packaging and comes standard with UL fire rated latches.)


 Plymouth  
(PLY)

## RECOMMENDED DECORATIVE TRIM


 Plymouth knob  
with Camelot trim

 Plymouth knob  
with Greenwich trim

**(PLY) Plymouth**
**FINISHES**

Function	Packaging	605	505	608	609	618	619	620	621	622	625	626	716	613
F10 Hall & Closet	Box/Vis	<b>\$30</b>	\$32	•	<b>\$32</b>	•	<b>\$32</b>	\$32	•	\$32	\$32	\$32	<b>\$32</b>	•
F40 Bed & Bath	Box/Vis	<b>33</b>	•	•	<b>35</b>	•	<b>35</b>	35	•	35	35	35	<b>35</b>	•
F51A Keyed Entry	Box/Vis	52	<b>56</b>	•	<b>56</b>	•	<b>56</b>	56	•	56	56	56	<b>56</b>	•
F80 Storeroom	Box	62	66	•	66	•	66	66	•	66	66	66	66	•
F170 Non-turning	Box/Vis	<b>15</b>	•	•	16	•	16	16	•	16	16	16	16	•

**List Price Adders:**

Visual Package Options (highlighted) - add \$5 to list price

Decorative Trim Option - See chart on page Knobs-12

Triple Option Latch - add \$2 to list price; Box Pack Only

UL Latch - add \$6 to list price (F10, F51A, F80 Functions Box Pack Only)

Split Finish/Design - add \$6.50 to highest list price; Box Pack Only





Siena  
(SIE)

RECOMMENDED DECORATIVE TRIM



Siena knob  
with Wakefield trim



Siena knob  
with Collins trim

**(SIE) Siena**

**FINISHES**

Function			Packaging	605	505	608	609	618	619	620	621	622	625	626	716	613
F10	Hall & Closet	Box/Vis		<b>\$41</b>	\$49	•	<b>\$49</b>	•	<b>\$49</b>	\$49	•	\$49	\$49	\$49	<b>\$49</b>	•
F40	Bed & Bath	Box/Vis		<b>44</b>	•	•	<b>52</b>	•	<b>52</b>	52	•	52	52	52	<b>52</b>	•
F51A	Keyed Entry	Box/Vis		69	<b>69</b>	•	<b>69</b>	•	<b>69</b>	69	•	69	69	69	<b>69</b>	•
F80	Storeroom	Box		75	79	•	79	•	79	79	•	79	79	79	79	•
F170	Non-turning	Box/Vis		<b>21</b>	•	•	<b>25</b>	•	<b>25</b>	25	•	25	25	25	25	•

**Note:** Siena 626, 605, and 505 knobs available while supplies last

**List Price Adders:**

Visual Package Options (highlighted) - add \$5 to list price  
 Decorative Trim Option - See chart on page Knobs-12  
 Triple Option Latch - add \$2 to list price; Box Pack Only  
 UL Latch - add \$6 to list price (F10, F51A, F80 Functions Box Pack Only)  
 Split Finish/Design - add \$6.50 to highest list price; Box Pack Only

Stand out **effortlessly.**

Schlage's Decorative Collections offer thousands of additional design and finish combinations.  
**See page 72 for details.**




Stand out **effortlessly.**

Schlage's Decorative Collections make it easy to match our strength to your style. With more than 1,000 customized design and finish options in all, your decor will be limited by only your imagination.



Pair a knob or lever with our inspired decorative trim options to bring your vision to life.\*



Georgian knob  
Camelot trim

\* LOCKS SHIP COMPLETE WITH TRIM ATTACHED



Addison  
(ADD)



Andover  
(AND)



Brookshire  
(BRK)



Camelot  
(CAM)



Century  
(CEN)



Collins  
(COL)



Greenwich  
(GRW)



Greyson  
(GSN)



Upland  
(ULD)



Wakefield  
(WKF)

### Follow these steps for pricing decorative combinations:

1. Locate the price of the standard knob or lever from the Knobs/Levers section.
2. Use the chart below to find the list price adder for the matching Decorative Collection upgrade.
3. Add the prices together for the total cost of the new combinations.

\*Decorative trim are staked on the lock chassis for strength and durability and can only be ordered as a complete lock product.

#### Finishes available

Decorative trim finish	605	505	608	609	618	619	620	621	622	625	626	716	613
Addison (ADD)	\$16	•	•	\$16	•	\$16	\$16	\$16	\$16	\$16	\$16	\$16	•
Andover (AND)*	16	16	•	16	•	16	16	•	16	16	16	16	16
Brookshire (BRK)	16	16	•	16	•	16	•	•	16	•	•	16	•
Camelot (CAM)	16	16	16	16	•	16	16	•	16	16	•	16	•
Century (CEN)	•	•	•	•	16	16	•	•	16	16	16	16	•
Collins (COL)***	•	•	16	•	•	16	•	•	16	16	•	16	•
Greenwich (GRW)	•	•	•	•	16	16	•	•	16	16	16	16	•
Greyson (GSN)*	•	•	•	•	16	16	•	•	16	16	16	16	•
Upland (ULD)**	•	•	•	•	•	16	•	•	•	•	•	•	•
Wakefield (WKF)	•	•	•	•	16	16	16	•	16	16	16	16	•



**EXAMPLE 1:** To price a Siena passage knob with an Addison trim in Antique Pewter  
Take the price listed in the price book for the F10 SIE 620 and add the additional charge from the chart above

\$49 (F10 SIE 620)
+ \$16 (Addison Decorative Trim 620)
<b>\$65 Total cost</b>
(F10 SIE 620 ADD)

When ordering a decorative collection product, specify the trim at the end of the product code  
Example: F40 ACC 716 **CAM** or F170 LAT 625 **CEN**

**NOTE:** The deco trim cost for an F170 is 50% of the cost listed on this chart  
AND and GSN deco trim are not available for PLY or GEO styles

\*Greyson and Andover are not available in B60 or F59 functions

\*Greyson and Andover feature concealed screws and are not available with the BEL, GEO, PLY, and ORB knobs.

\*\* ULD unavailable in B60 function. ULD F59 features COL deadbolt.

\*\*\* Collins 608, 622, 625 and 716 finishes are only available on F51A keyed product and Schlage Custom Interiors  
Collins deco trim not available on F80 function



**To order  
latches and strikes  
see page 126-127**

## J Series Knobs

### AVAILABLE FUNCTIONS

#### Non-keyed Locks



ANSI

J10  
F75



J40  
F77



J170

#### Keyed Locks



J54  
F82

### ANSI/BHMA A156.2-2011 Commercial Grade 3

#### Non-keyed Locks

#### J10/F75 - Hall & Closet

- Both knobs always unlocked

#### J40/F77 - Bed & Bath

- Turn-button locking. Can be opened from outside by turning outside turn mechanism
- From interior, turning inside turn-button releases inside knob

#### J170 - Non-turning

- Inactive trim for one side of door
- Used for door pull or as matching inactive trim

#### Keyed Locks

#### J54/F82 - Keyed Entry

- Unlocked by key from outside when outer knob is locked by turn-button in inside knob
- Inside knob is locked and unlocked by turn-button

### PRODUCT IDENTIFICATION

J	54	F	BYR	619	16-255	10-101	KA4
Lock Series	Product	UL Fire Rated	Design	Finish Code	Latch	Strike	Keying

### LATCHES & STRIKES

#### Keyed Latches - Dead Latches

**16-255** - Triple Option (Round, Square, Drive-in) - **STANDARD**

**16-061** - UL Listed, Square Corner

#### Non Keyed - Spring Latches

**16-254** - Dual Option (Round, Drive-in) - **STANDARD**

**16-070** - Triple Option Spring Latch for handlesets

#### Strikes

**10-101** - Round Corner Full Lip - **STANDARD**



## STANDARD FEATURES / CONFIGURATIONS

### J Series Knobs

	Description
<b>Certification:</b>	ANSI/BHMA A156.2-2011 Commercial Grade 3
<b>Latch:</b>	Dual Option: 1" x 2 1/4", 1/4" round faceplate and drive-in Triple Option: 1" x 2 1/4", square corner and 1/4" round faceplate, drive-in latch (J54)
<b>Strike:</b>	1 5/8" x 2 1/4", radius corner, full lip, no box
<b>Backset:</b>	Adjustable for 2 3/8" or 2 3/4"
<b>Cylinder:</b>	5-pin, C keyway, keyed alike (KA4)
<b>Door Range:</b>	1 3/8" - 1 3/4"
<b>Keys:</b>	Two brass cut keys per lock, 5-pin, C section

## FINISH CODES & DESCRIPTIONS

605	609	619	620	622	625	626	630	716
Bright Brass (US3)	Antique Brass (US5)	Satin Nickel (US15)	Antique Pewter (US15A)	Matte Black (US19)	Bright Chrome (US26)	Satin Chrome (US26D)	Satin Stainless Steel (US32D)	Aged Bronze

\*Non-standard finishes are not available  
Full-color swatch examples available on inside Levers tab

## PACKAGING & CARTON SPECS

INDIVIDUAL CARTON					SHIPPER					
	CARTON WEIGHT	HEIGHT	WIDTH	DEPTH	QTY. SHIPPER	CARTON WEIGHT	CU. FT.	HEIGHT	WIDTH	DEPTH
<b>Knobs</b>										
J10	1.04	2.76 in.	3.23 in.	6.77 in.	24	24.86	1.175	15.0 in.	10.9 in.	12.4 in.
J40	1.04	2.76 in.	3.23 in.	6.77 in.	24	24.86	1.175	15.0 in.	10.9 in.	12.4 in.
J54	1.04	2.76 in.	3.23 in.	6.77 in.	24	24.86	1.175	15.0 in.	10.9 in.	12.4 in.
J170	0.34	3.03 in.	2.60 in.	2.68 in.	50	16.94	0.923	7.6 in.	14.4 in.	14.6 in.
J10F	1.04	2.76 in.	3.23 in.	6.77 in.	24	24.86	1.175	15.0 in.	10.9 in.	12.4 in.
J54F	1.04	2.76 in.	3.23 in.	6.77 in.	24	24.86	1.175	15.0 in.	10.9 in.	12.4 in.

For Vis Pack carton specs, see page 150





J10  
Byron (BYR)

**(BYR) Byron**
**FINISHES**

Function			Packaging	605	609	619	620	622	625	626	630	716
J10	Hall & Closet	Box/Vis		<b>\$25</b>	\$28	•	•	•	•	•	<b>\$25</b>	•
J40	Bed & Bath	Box/Vis		<b>29</b>	32	•	•	•	•	•	<b>29</b>	•
J54	Keyed Entry	Box/Vis		<b>38</b>	41	•	•	•	•	•	<b>38</b>	•
J170	Non-turning	Box/Vis		<b>14</b>	17	•	•	•	•	•	<b>14</b>	•



J10  
Corona (CNA)

**(CNA) Corona**
**FINISHES**

Function			Packaging	605	609	619	620	622	625	626	630	716
J10	Hall & Closet	Box/Vis		<b>\$25</b>	<b>\$25</b>	<b>\$25</b>	\$25	•	\$25	•	<b>\$25</b>	\$25
J40	Bed & Bath	Box/Vis		<b>29</b>	<b>29</b>	<b>29</b>	29	•	29	•	<b>29</b>	29
J54	Keyed Entry	Box/Vis		<b>38</b>	<b>38</b>	<b>38</b>	38	•	38	•	<b>38</b>	38
J170	Non-turning	Box/Vis		<b>14</b>	<b>14</b>	14	14	•	14	•	14	14



J10  
Dublin (DUB)

**(DUB) Dublin**
**FINISHES**

Function			Packaging	605	609	619	620	622	625	626	630	716
J10	Hall & Closet	Box		•	•	\$25	•	•	•	•	•	\$25
J40	Bed & Bath	Box		•	•	29	•	•	•	•	•	29
J54	Keyed Entry	Box		•	•	38	•	•	•	•	•	38
J170	Non-turning	Box		•	•	14	•	•	•	•	•	14

**List Price Adders:**

Visual Package Options (highlighted) - add \$3 to list price

Visual Package **ONLY** (highlighted) - \$3 adder already included in price

UL Latch - add \$6 to list price (J10F, J54F)

**NOTE:**

- 1) J10 and J40 standard latch is Dual Option (Round, Drive-in)
- 2) J54 standard latch is Triple Option (Round, Square, Drive-in)



## Knobs J Series



J10  
Stratus (STR)

### (STR) Stratus

### FINISHES

			605	609	619	620	622	625	626	630	716
Function		Packaging									
J10	Hall & Closet	Box/Vis	<b>\$25</b>	\$28	<b>\$25</b>	•	•	\$25	•	\$25	<b>\$25</b>
J40	Bed & Bath	Box/Vis	<b>29</b>	32	<b>29</b>	•	•	29	•	29	<b>29</b>
J54	Keyed Entry	Box/Vis	<b>38</b>	41	<b>38</b>	•	•	38	•	38	<b>38</b>
J170	Non-turning	Box/Vis	14	17	14	•	•	14	•	14	14

### List Price Adders:

Visual Package Options (highlighted) - add \$3 to list price

Visual Package **ONLY** (highlighted) - \$3 adder already included in price

UL Latch - add \$6 to list price (J10F, J54F)

### NOTE:

- 1) J10 and J40 standard latch is Dual Option (Round, Drive-in)
- 2) J54 standard latch is Triple Option (Round, Square, Drive-in)



B Series . . . . .	87
B Series Decorative Collection . . . . .	91
J Series . . . . .	93

## B Series Deadbolts

### AVAILABLE FUNCTIONS



Schlage  
ANSI



B60  
E2152

B62  
E2142



B80  
E2192



B81

**ANSI/BHMA A156.36-2016 Commercial Grade 1**  
**ANSI/BHMA A156.40-2015 Residential Grade AAA**  
 B80 and B81 are not graded

#### **B60 / E2152 - Single Cylinder Deadbolt Lock**

- Deadbolt thrown or retracted by key from outside or by inside turn unit
- Bolt automatically deadlocks when fully thrown

#### **B62 / E2142 - Double Cylinder Deadbolt Lock\***

- Deadbolt thrown or retracted by key from either side
- Bolt automatically deadlocks when fully thrown

#### **B80 / E2192 - One-Sided Deadbolt**

- Deadbolt thrown or retracted from interior side only
- No exterior plate or exposed trim
- Non-graded

#### **B81 - One-sided Deadbolt with Exterior Plate**

- Deadbolt thrown or retracted from interior side only
- Exterior plate covers exposed prep on outside
- Non-graded

**\*Caution.** Double cylinder locks on residences and any door in any structure which is used for egress are a life safety hazard in times of emergency and their use is not recommended. Installation should be in accordance with existing codes only.

**Note:** Double cylinder locks are not available as UL Listed

## PRODUCT IDENTIFICATION

B	60	F	CAM	619	12-321	10-116	KA4
Lock Series	Product	UL Fire Rated (V - VisPack) (GC - Graphic Cover)	Decorative Trim	Finish Code	Latch	Strike	Keying

## LATCHES & STRIKES

### Latches

**12-321** - Dual Option (Round, Drive-in) - **STANDARD**

**12-288** - Square Corner

**12-287** - Triple Option (Round, Square, Drive-in)

**12-294** - UL Listed Square Corner with Firecup

**12-397** - UL Listed Round Corner with Firecup

**12-355** - Tapered Deadbolt Triple Option (Round, Square, Drive-in)

### Strikes

**10-116** - Round Corner Strike with Reinforcer - **STANDARD**

**10-092** - Round Corner Full Lip Strike

**10-094** - Square Corner Strike with Reinforcer



## STANDARD FEATURES / CONFIGURATIONS

### B-Series Deadbolts/Decorative Trim\*

#### Grade 1 / AAA deadbolt standard features / configurations

B80 and B81 are not graded

<b>Models:</b>	B60, B62, B80, B81
<b>Certification:</b>	ANSI/BHMA A156.36-2016 Commercial Grade 1 ANSI/BHMA A156.40-2015 Residential Grade AAA Available UL Listed for 3-hour fire door (B60, B80 and B81 only)
<b>Deadbolt:</b>	1" x 2 1/4", radius corner, 1" housing diameter, 1" throw, latch number 12-321
<b>Strike:</b>	1 1/8" x 2 3/4", 1/4" radius corner, strike number 10-116
<b>Backset:</b>	Adjustable for 2 3/8" or 2 3/4"
<b>Cylinder:</b>	Standard N: 5-pin, keyed 5-pin, C keyway, keyed alike (KA4) Optional N6: 5-pin, keyed 5-pin, C keyway, keyed alike (KA4) Optional N6-5: 6-pin, keyed 5-Pin, C keyway, keyed alike (KA4)
<b>Door Range:</b>	Standard 1 3/8" - 1 3/4", Optional door thickness available up to 2 1/4" for B60.
<b>Keys:</b>	Two keys per lock, 5-pin, keyed 5-pin, C section
<b>Reinforcement:</b>	Decorative door frame strike reinforcer with 3" screws

Locks are furnished with standard features unless otherwise specified. To order locks with non-standard features, specify non-standard feature desired.

## FINISH CODES & DESCRIPTIONS

505	605	608	609	613	618	619	620	621	622	625	626	716
Lifetime Bright Brass	Bright Brass (US3)	Satin Brass	Antique Brass (US5)	Oil-Rubbed Bronze (US10B)	Polished Nickel	Satin Nickel (US15)	Antique Pewter (US15A)	Distressed Nickel	Matte Black (US19)	Bright Chrome (US26)	Satin Chrome (US26D)	Aged Bronze

Non-standard finishes are not available.  
Full-color swatch examples available on inside Deadbolts tab.

## PACKAGING & CARTON SPECS

INDIVIDUAL CARTON					SHIPPER					
	CARTON WEIGHT	HEIGHT	WIDTH	DEPTH	QTY. SHIPPER	CARTON WEIGHT	CU. FT.	HEIGHT	WIDTH	DEPTH
<b>Deadbolts</b>										
B60	1.60	2.86 in.	4.38 in.	5.66 in.	20	33.50	1.047	6.5 in.	15.3 in.	18.3 in.
B62	1.60	2.86 in.	4.38 in.	5.66 in.	20	33.50	1.047	6.5 in.	15.3 in.	18.3 in.
B80	1.08	2.86 in.	4.38 in.	5.66 in.	12	17.00	0.630	6.5 in.	15.3 in.	18.3 in.
B81	1.08	2.86 in.	4.38 in.	5.66 in.	12	17.00	0.630	6.5 in.	15.3 in.	18.3 in.
<b>Decorative Collections Deadbolts</b>										
	2.10	3.06 in.	4.37 in.	8.14 in.	20	42.10	1.520	9.0 in.	15.6 in.	18.8 in.

For Vis Pack carton specs, see page 150





B60



B62

**B Series  
Deadbolts**
**FINISHES**

Function	Packaging	605	505	530	608	609	618	619	620	621	622	625	626	716	613
B60 Single Cylinder	Box/Vis	\$56	<b>\$62</b>	<b>\$62</b>	<b>\$62</b>	<b>\$62</b>	\$62	<b>\$62</b>	<b>\$62</b>	\$62	<b>\$62</b>	<b>\$62</b>	<b>\$62</b>	<b>\$62</b>	\$71
B62 Double Cylinder	Box/Vis	81	<b>87</b>	•	87	<b>87</b>	87	<b>87</b>	<b>87</b>	87	87	<b>87</b>	<b>87</b>	<b>87</b>	96
B80 One-sided	Box	38	•	•	44	44	44	44	44	44	44	44	44	44	53
B81 One-sided w/ trim	Box	40	47	•	47	47	47	47	47	47	47	47	47	47	55
B60R6 Single Cylinder Interchgb. Core-6 Pin	Box	•	161	•	•	•	•	159	•	•	•	•	159	161	•

**List Price Adders:**

Visual Package Options (highlighted) - add \$5 to list price  
 Decorative Trim Option - See chart on page 91 (available only with B60)  
 Triple Option Latch - add \$2 to list price; Box Pack Only  
 UL Latch - add \$6 to list price (B60, B80, B81 Functions Box Pack Only)  
**B62 NOT AVAILABLE WITH UL LATCH**  
 Split Finish - add \$6.50 to highest list price; Box Pack Only

Stand out **effortlessly.**

Schlage's Decorative Collections offer thousands  
 of additional design and finish combinations.  
**See page 89 for details.**





FB50



FB52

## B Series Deadbolt Combo Packs

### FINISHES

Function	Packaging	605	505	608	609	618	619	620	621	622	625	626	716	613
<b>Single Cylinder Deadbolt &amp; Lever</b>														
FB50V (SAC) Sacramento	Vis	•	•	•	•	•	\$126	•	•	•	•	•	\$126	•
FB50V (ACC) Accent	Vis	149	•	•	159	•	159	•	•	•	•	•	159	•
FB50V (AVA) Avanti	Vis	149	•	•	159	•	159	•	•	•	•	•	159	•
FB50V (BIR) Birmingham	Vis	•	•	•	•	•	•	•	•	•	•	•	159	•
FB50V (FLA) Flair	Vis	149	•	•	159	•	159	•	•	•	•	•	159	•
FB50V (LAT) Latitude	Vis	•	•	•	•	•	159	•	•	159	•	•	•	•
<b>Single Cylinder Deadbolt &amp; Knob</b>														
FB50V (BEL) Bell	Vis	\$109	•	•	•	•	•	•	•	•	•	119	•	•
FB50V (GEO) Georgian	Vis	109	•	•	119	•	119	•	•	•	•	•	119	•
FB50V (PLY) Plymouth	Vis	109	•	•	119	•	119	•	•	•	•	•	•	•
FB50V (BWE) Bowery	Vis	•	•	•	•	•	129	•	•	•	•	•	129	•
FB50V (SIE) Siena	Vis	125	•	•	135	•	135	•	•	•	•	•	•	•
<b>Double Cylinder Deadbolt &amp; Knob</b>														
FB52V (BEL) Bell	Vis	\$129	•	•	•	•	•	•	•	•	•	•	•	•
FB52V (PLY) Plymouth	Vis	129	•	•	•	•	•	•	•	•	•	•	•	•




Stand out **effortlessly.**


Schlage's Decorative Collections make it easy to match our strength to your style. With more than 1,000 customized design and finish options in all, your decor will be limited by only your imagination.



Pair a deadbolt with our inspired decorative trim options to bring your vision to life.\*



\* LOCKS SHIP COMPLETE WITH TRIM ATTACHED



#### Follow these steps for pricing decorative combinations:

1. Locate the list price of the deadbolt in the Deadbolt section.
2. Use the chart below to find the list price adder for the matching Decorative Collection upgrade.
3. Add the list prices together for the total list price of the new combination.
4. Photos shown are representative of the design only.

#### Finishes available

Decorative trim finish	605	505	608	609	618	619	620	621	622	625	626	716	613
Addison (ADD)	•	•	•	\$16	•	\$16	•	\$16	\$16	\$16	•	\$16	•
Brookshire (BRK)	•	•	•	16	•	16	•	•	•	•	•	16	•
Camelot (CAM)	16	16	16	16	•	16	16	•	16	16	•	16	•
Century (CEN)	•	•	•	•	16	16	•	•	16	16	16	16	•
Collins (COL)	•	•	•	•	16	16	•	•	16	16	16	16	•
Dalton (DLT)	•	•	•	•	•	16	•	•	16	•	•	•	•
Grandville (GDV)	•	•	•	•	•	16	•	•	16	•	•	16	•
Greene (GEE)**	•	•	•	•	•	16	•	•	•	•	•	•	•
Greenwich (GRW)	•	•	•	•	16	16	•	•	16	16	16	16	•
Indy (IND)**	•	•	•	•	•	16	•	•	16	16	•	16	•
Plymouth (PLY)	•	•	•	•	•	•	•	•	16	•	•	•	•
Wakefield (WKF)	•	•	•	•	16	16	•	•	•	16	•	16	•



#### EXAMPLE 1: To Price a B60 CAM 619 12-321 10-116

Take the list price of a B60 619 12-321 10-116 at \$62.00 and add the Camelot Decorative Trim Adder of \$16.00 for a total list price of \$78.00

\$62 (B60 619 12-321 10-116)  
+ \$16 (Camelot Decorative Trim 619)

#### \$78 Total cost

(B60 CAM 619 12-321 10-116)

When ordering a decorative collection product, specify the trim after the function code

Example: B60 **CAM** 619 or B60 **ADD** 716

Only available in B60 function

Split finish - add \$6.50 to highest list price; Box pack only

\*\* New style coming soon



**Notes**



To order  
latches and strikes  
see page 126-127

## J Series Deadbolts

### AVAILABLE FUNCTIONS



JD60



JD80



JD81

### ANSI/BHMA A156.36-2010 Commercial Grade 3

#### JD60 - Single Cylinder Deadbolt Lock

- Deadbolt thrown or retracted by key from outside or by inside turn unit
- Bolt automatically deadlocks when fully thrown

#### JD80 - One Sided Deadbolt

- Deadbolt thrown or retracted from interior side only

#### JD81 - One-sided Deadbolt Lock with Exterior Plate

- Deadbolt thrown or retracted from interior side only

\* **Caution:** Double cylinder locks on residences and any door in any structure which is used for egress are a life safety hazard in times of emergency and their use is not recommended. Installation should be in accordance with existing codes only.

### PRODUCT IDENTIFICATION

JD	60	F	605	16-068	10-103	KA4
Lock Series	Product	Suffix/Package	Finish Code	Latch	Strike	Keying

### LATCHES & STRIKES

#### Latches

**16-068** - Dual Option (Round, Drive-in) - **STANDARD**

#### Strikes

**10-267** - One Radius Deadbolt Full Lip Strike (10-102) & One Radius Deadbolt Strike (10-103) - **STANDARD**

**10-099** - Square Strike Plate & Strike Frame Reinforcer



## STANDARD FEATURES / CONFIGURATIONS

### J Series Deadbolts

	Description
<b>Certification:</b>	ANSI/BHMA A156.36-2010 Commercial Grade 3
<b>Deadbolt Latch:</b>	Dual Option: 1" x 2 1/4", 1/4" round faceplate, drive-in latch, 1" housing diameter, 1" throw
<b>Strike:</b>	1" x 2 1/4" round corner and radius corner, full lip
<b>Backset:</b>	Adjustable for 2 3/8" or 2 3/4"
<b>Cylinder:</b>	5-pin, C keyway, keyed alike (KA4)
<b>Door Range:</b>	1 3/8" - 1 3/4"
<b>Keys:</b>	Two brass cut keys per lock, 5-pin, C section

## FINISH CODES & DESCRIPTIONS

605	609	619	620	622	625	626	630	716
Bright Brass (US3)	Antique Brass (US5)	Satin Nickel (US15)	Antique Pewter (US15A)	Matte Black (US19)	Bright Chrome (US26)	Satin Chrome (US26D)	Satin Stainless Steel (US32D)	Aged Bronze

\*Non-standard finishes are not available  
Full-color swatch examples available on inside Deadbolts tab

## PACKAGING & CARTON SPECS


INDIVIDUAL CARTON					SHIPPER					
	CARTON WEIGHT	HEIGHT	WIDTH	DEPTH	QTY. SHIPPER	CARTON WEIGHT	CU. FT.	HEIGHT	WIDTH	DEPTH
<b>Levers</b>										
JD60	1.49	3.15 in.	3.74 in.	3.74 in.	24	35.86	0.886	8.9 in.	12.4 in.	13.8 in.
JD80	1.05	2.80 in.	3.11 in.	3.31 in.	24	25.30	0.595	8.0 in.	10.4 in.	12.3 in.
JD81	1.05	2.80 in.	3.11 in.	3.31 in.	24	25.30	0.595	8.0 in.	10.4 in.	12.3 in.
JD60F	1.49	3.15 in.	3.74 in.	3.74 in.	24	35.86	0.886	8.9 in.	12.4 in.	13.8 in.

For Vis Pack carton specs, see page 150





JD60



JD80



JD81

**J Series  
Deadbolts**
**FINISHES**

Function		Packaging	605	609	619	620	622	625	626	630	716
JD60	Single Cylinder Deadbolt	Box	\$34	\$34	\$34	\$34	\$34	\$34	\$34	\$34	\$34
JD80	One-Sided Cylinder Deadbolt	Box	30	30	30	•	•	•	•	30	30
JD81	One-Sided Deadbolt with trim	Box	30	30	30	•	•	•	•	30	•
JD60F	Single Cylinder UL Version	Box	40	40	40	40	40	40	40	40	40
JD60	Single Cylinder Deadbolt	Vis	37	37	37	•	•	•	•	37	37
JD62	Double Cylinder Deadbolt	Vis	47	47	47	•	•	•	•	47	47

**NOTE:**

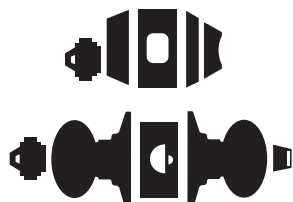
1) standard latch is Dual Option (Round, Drive-in)



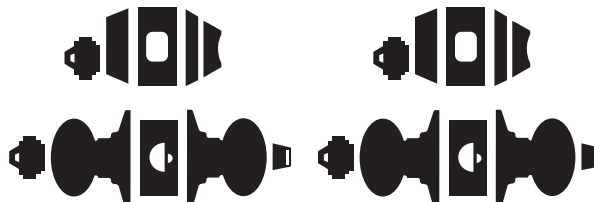
## Security Sets

### J Series Security Sets

#### AVAILABLE FUNCTIONS



JC60V



JCT60V

#### ANSI/BHMA A156.36-2010 Commercial Grade 3

#### ANSI/BHMA A156.2, 2011, Grade 3 J Series Entrance Locks

##### JC60V - Single Cylinder Deadbolt Lock

- Deadbolt thrown or retracted by key from outside or by inside turn unit
- Bolt automatically deadlocks when fully thrown

##### JCT60V - Twin Pack

- 2 single cylinder deadbolts and 2 keyed entry knobs all keyed alike

**\* Caution:** Double cylinder locks on residences and any door in any structure which is used for egress are a life safety hazard in times of emergency and their use is not recommended. Installation should be in accordance with existing codes only.

#### PRODUCT IDENTIFICATION

JC	60	V	605			KA4
Lock Series	Product	Vis Package	Finish Code	Latch	Strike	Keying

#### FINISH CODES & DESCRIPTIONS

605	609	619	630	716
Bright Brass (US3)	Antique Brass (US5)	Satin Nickel (US15)	Satin Stainless Steel (US32D)	Aged Bronze

\*Non-standard finishes are not available  
Full-color swatch examples available on inside Deadbolts tab



**SECURITY SETS**

Function	Pkg.	Style/Design	605	609	619	620	622	625	626	630	716
<b>Twin Security Sets - 2 Knobs + 2 Deadbolts - Keyed Alike</b>											
JCT60V	Vis Only	(BYR ) Byron Knob Twin Security Set	\$147	\$147	•	•	•	•	•	•	•
JCT60V	Vis Only	(CNA) Corona Knob Twin Security Set	147	147	•	•	•	•	•	147	•
<b>Security Sets - Knob + Deadbolt - Keyed 1 Side</b>											
JC60V	Vis Only	(STR) Stratus Knob Security Set	\$75	\$75	\$75	•	•	•	•	\$75	\$75
JC60V	Vis Only	(BYR) Byron Knob Security Set	75	75	•	•	•	•	•	75	•
JC60V	Vis Only	(CNA) Corona Knob Security Set	75	75	75	•	•	•	•	75	75
<b>Security Sets - Lever + Deadbolt</b>											
JC60V	Vis Only	(DOV) Dover Lever Security Set	\$96	\$96	•	•	•	•	•	\$96	•
JC60V	Vis Only	(LAS) LaSalle Lever Security Set	96	96	96	•	•	•	•	•	•
JC60V	Vis Only	(SEV) Seville Lever Security Set	96	96	96	•	•	•	•	•	96
JC60V	Vis Only	(TOR) Torino Lever Security Set	96	96	96	•	•	•	•	•	96
JC60V	Vis Only	(SOL) Solstice Lever Security Set	•	•	97	•	•	•	•	•	97



**Notes**



Builder's Hardware . . . . .	99
Barn Door Hardware . . . . .	100
Handrail Brackets, Door Stops & Chain Door Guards . . . . .	101
Coat, Hat & Wardrobe Hooks, Mail Slots, Viewers . . . . .	103
Pocket Door Locks, Hinges . . . . .	105
Classic House Numbers . . . . .	107
Door Knockers, Push, Pull & Kick Plates . . . . .	109
Window Hardware, Flush Pulls . . . . .	111
Parts . . . . .	112
Latch & Strike Quick Reference Guide . . . . .	112
Latches . . . . .	113
Strikes . . . . .	116
Cylinders . . . . .	118
Thick Door Installation Kits Miscellaneous Parts . . . . .	120
Key & Cylinder Stamping Residential Master & Construction Keying . . . . .	122
Construction Core Program . . . . .	124

**FINISH CODES & DESCRIPTIONS**

<b>28</b>	<b>32D</b>	<b>605/3</b>	<b>609/5</b>	<b>619</b>	<b>620</b>	<b>716</b>
Satin Aluminum	Satin Stainless Steel	Bright Brass (US3)	Antique Brass (US5)	Satin Nickel (US15)	Antique Pewter (US15A)	Aged Bronze

Full-color swatch examples available on inside Hardware & Accessories tab.



## Barndoor Hardware



J Strap



Top Mount

### J STRAP

Description	Finish	Track Length	SKU	Price
SD10-6.6 619 JSTP N N SL, SATIN NICKEL J STRAP	619	6FT 6IN	043156002634	\$275.00
SD10-6.6 622 JSTP N N SL, BLACK J STRAP	622	6FT 6IN	043156002641	\$174.00
SD10-6.6 630 JSTP N N SL, STAINLESS STEEL J STRAP	630	6FT 6IN	043156002658	\$347.00
SD10-6.6 716 JSTP N N SL, AGED BRONZE J STRAP	716	6FT 6IN	043156002672	\$268.00
SD10-8.0 619 JSTP N N SL, SATIN NICKEL J STRAP	619	8FT	043156002832	\$283.00
SD10-8.0 622 JSTP N N SL, BLACK J STRAP	622	8FT	043156002849	\$179.00
SD10-8.0 630 JSTP N N SL, STAINLESS STEEL J STRAP	630	8FT	043156002856	\$354.00
SD10-8.0 716 JSTP N N SL, AGED BRONZE J STRAP	716	8FT	043156002870	\$265.00

### TOP MOUNT

Description	Finish	Track Length	SKU	Price
SD10-6.6 619 TMNT N N SL, SATIN NICKEL TOP MOUNT	619	6FT 6IN	043156002788	\$275.00
SD10-6.6 622 TMNT N N SL, BLACK TOP MOUNT	622	6FT 6IN	043156002795	\$174.00
SD10-6.6 630 TMNT N N SL, STAINLESS STEEL TOP MOUNT	630	6FT 6IN	043156002801	\$347.00
SD10-6.6 716 TMNT N N SL, AGED BRONZE TOP MOUNT	716	6FT 6IN	043156002825	\$268.00
SD10-8.0 619 TMNT N N SL, SATIN NICKEL TOP MOUNT	619	8FT	043156002986	\$283.00
SD10-8.0 622 TMNT N N SL, BLACK TOP MOUNT	622	8FT	043156002993	\$179.00
SD10-8.0 630 TMNT N N SL, STAINLESS STEEL TOP MOUNT	630	8FT	043156003006	\$354.00
SD10-8.0 716 TMNT N N SL, AGED BRONZE TOP MOUNT	716	8FT	043156003020	\$265.00

### TRACK ADAPTER

DESCRIPTION	FINISH	SKU	PRICE
SD10 619 ADPTR N N SL, SATIN NICKEL TRACK ADAPTER	619	043156003051	\$14.40
SD10 622 ADPTR N N SL, BLACK TRACK ADAPTER	622	043156003068	12.30
SD10 630 ADPTR N N SL, STAINLESS STEEL TRACK ADAPTER	630	043156003075	15.00
SD10 716 ADPTR N N SL, AGED BRONZE TRACK ADAPTER	716	043156003099	14.40



## Handrail Brackets, Door Stops & Chain Door Guards



Handrail Bracket

### HANDRAIL BRACKETS

UPC	Part No./Description	Model	Substrate	Case Qty.	Pkg. Type	Price
044074681567	SPS059B 605 N N (HANDRAIL BRACKETS, BRIGHT BRASS)	059	BRASS	10	SLIM PACK	\$18.70
044074681598	SPS059B 619 N N (HANDRAIL BRACKETS, SATIN NICKEL)	059	BRASS	10	SLIM PACK	21.50
044074681604	SPS059B 620 N N (HANDRAIL BRACKETS, ANTIQUE PEWTER)	059	BRASS	10	SLIM PACK	21.50
044074681581	SPS059B 716 N N (HANDRAIL BRACKETS, AGED BRONZE)	059	BRASS	10	SLIM PACK	21.50
044074680904	SC059B 716 N N (HANDRAIL BRACKET, AGED BRONZE)	059	BRASS	5	CARDED	21.50



Solid Door Stop

### SOLID DOOR STOPS

UPC	Part No./Description	Model	Substrate	Case Qty.	Pkg. Type	Price
044074683172	SC61Z* 605 N N (SOLID DOOR STOP, BRIGHT BRASS)	61	ZINC	5	CARDED	\$3.40
044074681369	SPS61MB 605 N N (SOLID DOOR STOP, BRIGHT BRASS)	61	BRASS	20	SLIM PACK	11.40
044074681376	SPS61MB 609 N N (SOLID DOOR STOP, ANTIQUE BRASS)	61	BRASS	20	SLIM PACK	11.40
044074681390	SPS61MB 619 N N (SOLID DOOR STOP, SATIN NICKEL)	61	BRASS	20	SLIM PACK	15.40
044074681406	SPS61MB 620 N N (SOLID DOOR STOP, ANTIQUE PEWTER)	61	BRASS	20	SLIM PACK	15.40
044074681383	SPS61MB 716 N N (SOLID DOOR STOP, AGED BRONZE)	61	BRASS	20	SLIM PACK	15.40
044074680782	SC61MB 605 N N (SOLID DOOR STOP, BRIGHT BRASS)	61	BRASS	20	CARDED	11.40
044074680799	SC61MB 609 N N (SOLID DOOR STOP, ANTIQUE BRASS)	61	BRASS	20	CARDED	11.40
044074680812	SC61MB 619 N N (SOLID DOOR STOP, SATIN NICKEL)	61	BRASS	20	CARDED	15.40
044074680805	SC61MB 716 N N (SOLID DOOR STOP, AGED BRONZE)	61	BRASS	20	CARDED	15.40

\*While supplies last





Hinge Pin Door Stop



Wall Stop Convex



Floor Door Stop

**SOLID DOOR STOPS** (cont)

UPC	Part No./Description	Model	Substrate	Case Qty.	Pkg. Type	Price
044074680584	SC70Z* 716 N N (HINGE PIN DOOR STOP, AGED BRONZE)	70	ZINC	5	CARDED	\$3.50
044074683189	SC70Z* 605 N N (HINGE PIN DOOR STOP, BRIGHT BRASS)	70	ZINC	5	CARDED	3.10
044074681413	SPS70B 605 N N (HINGE PIN DOOR STOP, BRIGHT BRASS)	70	BRASS	15	SLIM PACK	10.90
044074681444	SPS70B 619 N N (HINGE PIN DOOR STOP, SATIN NICKEL)	70	BRASS	15	SLIM PACK	13.50
044074681451	SPS70B 620 N N (HINGE PIN DOOR STOP, ANTIQUE PEWTER)	70	BRASS	15	SLIM PACK	13.50
044074681437	SPS70B 716 N N (HINGE PIN DOOR STOP, AGED BRONZE)	70	BRASS	15	SLIM PACK	13.50
044074680836	SC70B 605 N N (HINGE PIN DOOR STOP, BRIGHT BRASS)	70	BRASS	5	CARDED	10.90
044074680850	SC70B 716 N N (HINGE PIN DOOR STOP, AGED BRONZE)	70	BRASS	5	CARDED	13.50
044074680867	SC70B 619 N N (HINGE PIN DOOR STOP, SATIN NICKEL)	70	BRASS	5	CARDED	13.50
44074680874	SC70B 620 N N (HINGE PIN DOOR STOP, ANTIQUE PEWTER)	70	BRASS	5	CARDED	13.50
044074681468	SPS407B* 605 N N (WALL DOOR STOP- CONVEX, BRIGHT BRASS)	407	BRASS	15	SLIM PACK	3.90
044074681482	SPS407B* 716 N N (WALL DOOR STOP- CONVEX, AGED BRONZE)	407	BRASS	15	SLIM PACK	4.30
044074681505	SPS407B* 620 N N (WALL DOOR STOP- CONVEX, ANTIQUE PEWTER)	407	BRASS	15	SLIM PACK	4.30
044074681970	SPS436B 605 N N (FLOOR DOOR STOP, BRIGHT BRASS)	436	BRASS	15	SLIM PACK	6.20
044074682007	SPS436B 619 N N (FLOOR DOOR STOP, SATIN NICKEL)	436	BRASS	15	SLIM PACK	6.60
044074681994	SPS436B 716 N N (FLOOR DOOR STOP, AGED BRONZE)	436	BRASS	15	SLIM PACK	6.60

\*While supplies last



Chain Door Guard

**CHAIN DOOR GUARDS**

UPC	Part No./Description	Model	Substrate	Case Qty.	Pkg. Type	Price
044074679076	SC481F 3 N N (CHAIN DOOR GUARD, BRIGHT BRASS)	481	STEEL	5	CARDED	\$6.60
044074682113	SC481F 619 N N (CHAIN DOOR GUARD, SATIN NICKEL)	481	STEEL	5	CARDED	6.60
044074683158	SC481F 716 N N (CHAIN DOOR GUARD, AGED BRONZE)	481	STEEL	5	CARDED	6.60



## Coat, Hat & Wardrobe Hooks, Mail Slots, Viewers



Coat & Hat Hook



Wardrobe Hook - Single



Wardrobe Hook - Double

### COAT, HAT & WARDROBE HOOKS

UPC	Part No./Description	Model	Substrate	Case Qty.	Pkg. Type	Price
044074681048	SC571MB 619 N N (COAT & HAT HOOK, SATIN NICKEL)	571	BRASS	5	CARDED	\$9.80
044074681611	SPS571MB 605 N N (COAT & HAT CEILING HOOKS, BRIGHT BRASS)	571	BRASS	25	SLIM PACK	8.00
044074681628	SPS571MB 609 N N (COAT & HAT CEILING HOOKS, ANTIQUE BRASS)	571	BRASS	25	SLIM PACK	10.10
044074681642	SPS571MB 619 N N (COAT & HAT CEILING HOOKS, SATIN NICKEL)	571	BRASS	25	SLIM PACK	10.10
044074681659	SPS571MB 620 N N (COAT & HAT CEILING HOOKS, ANTIQUE PEWTER)	571	BRASS	25	SLIM PACK	10.10
044074681635	SPS571MB 716 N N (COAT & HAT CEILING HOOKS, AGED BRONZE)	571	BRASS	25	SLIM PACK	10.10
044074681666	SPS581MB 605 N N (WARDROBE HOOK, BRIGHT BRASS)	581	BRASS	25	SLIM PACK	5.50
044074681673	SPS581MB 609 N N (WARDROBE HOOK, ANTIQUE BRASS)	581	BRASS	25	SLIM PACK	6.80
044074681703	SPS581MB 619 N N (WARDROBE HOOK, SATIN NICKEL)	581	BRASS	25	SLIM PACK	6.80
044074681710	SPS581MB 620 N N (WARDROBE HOOK, ANTIQUE PEWTER)	581	BRASS	25	SLIM PACK	6.80
044074681680	SPS581MB 716 N N (WARDROBE HOOK, AGED BRONZE)	581	BRASS	25	SLIM PACK	6.80
044074681093	SC581MB 619 N N (SINGLE WARDROBE HOOK, SATIN NICKEL)	581	BRASS	5	CARDED	6.80
044074681123	SC582MB 609 N N (DOUBLE WARDROBE HOOK, ANTIQUE BRASS)	582	BRASS	5	CARDED	8.70
044074681147	SC582MB 619 N N (DOUBLE WARDROBE HOOK, SATIN NICKEL)	582	BRASS	5	CARDED	8.70
044074681130	SC582MB 716 N N (DOUBLE WARDROBE HOOK, AGED BRONZE)	582	BRASS	5	CARDED	8.70
044074681727	SPS582MB 605 N N (WARDROBE HOOK, BRIGHT BRASS)	582	BRASS	25	SLIM PACK	7.00
044074681734	SPS582MB 609 N N (WARDROBE HOOK, ANTIQUE BRASS)	582	BRASS	25	SLIM PACK	8.70
044074681741	SPS582MB 619 N N (WARDROBE HOOK, SATIN NICKEL)	582	BRASS	25	SLIM PACK	8.70
044074681758	SPS582MB 620 N N (WARDROBE HOOK, ANTIQUE PEWTER)	582	BRASS	25	SLIM PACK	8.70
044074681963	SPS582MB 716 N N (WARDROBE HOOK, AGED BRONZE)	582	BRASS	25	SLIM PACK	8.70






Mail Slot

### MAIL SLOTS

UPC	Part No./Description	Model	Substrate	Case Qty.	Pkg. Type	Price
044074008333	C620PA 28 2 X 11 N N (MAIL SLOT, SATIN ALUMINUM)	620	ALUMINUM	2	CARDED	\$43.70
044074678642	SC620B 3 2 x 11 N N (MAIL SLOT, BRIGHT BRASS)	620	BRASS	2	CARDED	72.10
044074678659	SC620B 619 2 x 11N N (MAIL SLOT, SATIN NICKEL)	620	BRASS	2	CARDED	88.60
044074681239	SC620B 716 2 x 11N N (MAIL SLOT, AGED BRONZE)	620	BRASS	2	CARDED	88.60



190° Viewer



120° Viewer

### Viewers

UPC	Part No./Description	Model	Substrate	Case Qty.	Pkg. Type	Price
044074678536	SC698P* B 619 N N (190 DEGREE VIEWER, SATIN NICKEL)(1 3/8 - 2 1/8")	698	BRASS	5	CARDED	\$19.80
044074678550	SC700P* B 605 N N (120 DEGREE VIEWER, BRIGHT BRASS)(1 3/8 - 2 1/16")	700	BRASS	5	CARDED	7.50

\*While supplies last



## Pocket Door Locks, Hinges

Pocket Door Lock  
PassagePocket Door Lock  
Privacy

## POCKET DOOR LOCKS

UPC	Part No./Description	Model	Substrate	Case Qty.	Pkg. Type	Price
044074681260	SC990B 605 N N (SLIDING DOOR PULL, BRIGHT BRASS)	990	BRASS	5	CARDED	\$9.20
044074681277	SC990B 609 N N (SLIDING DOOR PULL, ANTIQUE BRASS)	990	BRASS	5	CARDED	11.00
044074681284	SC990B 716 N N (SLIDING DOOR PULL, AGED BRONZE)	990	BRASS	5	CARDED	11.00
044074681291	SC990B 619 N N (SLIDING DOOR PULL, SATIN NICKEL)	990	BRASS	5	CARDED	11.00
044074681307	SC990B 620 N N (SLIDING DOOR PULL, ANTIQUE PEWTER)	990	BRASS	5	CARDED	11.00
044074681314	SC991B 605 N N (SLIDING DOOR LOCK, BRIGHT BRASS)	991	BRASS	5	CARDED	15.20
044074681321	SC991B 609 N N (SLIDING DOOR LOCK, ANTIQUE BRASS)	991	BRASS	5	CARDED	16.80
044074681338	SC991B 716 N N (SLIDING DOOR LOCK, AGED BRONZE)	991	BRASS	5	CARDED	16.80
044074681345	SC991B 619 N N (SLIDING DOOR LOCK, SATIN NICKEL)	991	BRASS	5	CARDED	16.80
044074681352	SC991B 620 N N (SLIDING DOOR LOCK, ANTIQUE PEWTER)	991	BRASS	5	CARDED	16.80

3.5"  
Square Hinge3.5" Radial Hinge  
5/8" Radius

## HINGES

UPC	Part No./Description	Model	Substrate	Case Qty.	Pkg. Type	Price
043156557646	SC3P1010F 622 N N SL (3.5" SQ HINGE 3PK, MATTE BLACK)	1010	STEEL	3	CARDED	\$22.80
044074677577	SC3P1010F 605 N N (3.5" SQ HINGE 3PK, BRIGHT BRASS)	1010	STEEL	3	CARDED	19.00
044074677584	SC3P1010F 619 N N (3.5" SQ HINGE 3PK, SATIN NICKEL)	1010	STEEL	3	CARDED	22.80
044074677591	SC3P1010F 716 N N (3.5" SQ HINGE 3PK, AGED BRONZE)	1010	STEEL	3	CARDED	19.70
044074680935	SC3P1010F 609 N N (3.5" SQ HINGE 3PK, ANTIQUE BRASS)	1010	STEEL	3	CARDED	22.80
043156548736	SC3P1010F-608E (SATIN BRASS)	1010	STEEL	3	CARDED	22.80
043156557653	SC3P1011F 622 N N SL (3.5" RD HINGE 3PK 5/8 RAD, MATTE BLACK)	1011	STEEL	3	CARDED	22.80
044074677607	SC3P1011F 605 N N (3.5" RD HINGE 3PK, 5/8 RAD, BRIGHT BRASS)	1011	STEEL	3	CARDED	19.00
044074677614	SC3P1011F 619 N N (3.5" RD HINGE 3PK, 5/8 RAD, SATIN NICKEL)	1011	STEEL	3	CARDED	22.80
044074677621	SC3P1011F 716 N N (3.5" RD HINGE 3PK, 5/8 RAD, AGED BRONZE)	1011	STEEL	3	CARDED	22.80
044074680959	SC3P1011F 609 N N (3.5" RD HINGE 3PK, 5/8 RAD, ANTIQUE BRASS)	1011	STEEL	3	CARDED	22.80
044074680966	SC3P1011F 620 N N (3.5" RD HINGE 3PK, 5/8 RAD, ANTIQUE PEWTER)	1011	STEEL	3	CARDED	22.80
043156548743	SC3P1011F-608E (SATIN BRASS)	1011	STEEL	3	CARDED	22.80





3.5" Radial Hinge  
1/4" Radius



4" Square Hinge



4" Radial Hinge  
5/8" Radius

**HINGES** (cont)

UPC	Part No./Description	Model	Substrate	Case Qty.	Pkg. Type	Price
043156557660	SC3P1012F 622 N N SL (3.5" RD HINGE 3PK 1/4 RAD, MATTE BLACK)	1012	STEEL	3	CARDED	\$22.80
043156548750	SC3P1012F-608E (SATIN BRASS)	1012	STEEL	3	CARDED	22.80
044074683103	SC3P1012F 605 N N (3.5" RD HINGE 3PK, 1/4 RAD, BRIGHT BRASS)	1012	STEEL	3	CARDED	19.00
044074683127	SC3P1012F 619 N N (3.5" RD HINGE 3PK, 1/4 RAD, SATIN NICKEL)	1012	STEEL	3	CARDED	22.80
044074683110	SC3P1012F 716 N N (3.5" RD HINGE 3PK, 1/4 RAD, AGED BRONZE)	1012	STEEL	3	CARDED	22.80
044074683912	SC3P1012F 609 N N (3.5" RD HINGE 3PK, 1/4 RAD, ANTIQUE BRASS)	1012	STEEL	3	CARDED	22.80
044074677638	SC3P1020F 605 N N (4" SQ HINGE 3PK, BRIGHT BRASS)	1020	STEEL	3	CARDED	22.80
044074677645	SC3P1020F 619 N N (4" SQ HINGE 3PK, SATIN NICKEL)	1020	STEEL	3	CARDED	24.50
044074677652	SC3P1020F 716 N N (4" SQ HINGE 3PK, AGED BRONZE)	1020	STEEL	3	CARDED	24.50
044074680973	SC3P1020F 609 N N (4" SQ HINGE 3PK, ANTIQUE BRASS)	1020	STEEL	3	CARDED	24.50
044074677676	SC3P1021F 619 N N (4" RD HINGE 3PK, 5/8 RAD, SATIN NICKEL)	1021	STEEL	3	CARDED	24.50
044074677683	SC3P1021F 716 N N (4" RD HINGE 3PK, 5/8 RAD, AGED BRONZE)	1021	STEEL	3	CARDED	24.50
044074681000	SC3P1021F 620 N N (4" RD HINGE 3PK, 5/8 RAD, ANTIQUE PEWTER)	1021	STEEL	3	CARDED	24.50



## Classic House Numbers



4" Classic House Numbers

**4" CLASSIC HOUSE NUMBERS**

UPC	Part No./Description	Model	Substrate	Case Qty.	Pkg. Type	Price
044074678666	SC2 3006 605 N N (4" CLASSIC HOUSE NUMBER 0, BRIGHT BRASS)	3006	BRASS	5	CARDED	\$7.70
044074678772	SC2 3006 619 N N (4" CLASSIC HOUSE NUMBER 0, SATIN NICKEL)	3006	BRASS	5	CARDED	10.00
044074680485	SC2-3006 716 N N (4" CLASSIC HOUSE NUMBER 0, AGED BRONZE)	3006	BRASS	5	CARDED	10.00
044074678673	SC2 3016 605 N N (4" CLASSIC HOUSE NUMBER 1, BRIGHT BRASS)	3016	BRASS	5	CARDED	7.70
044074678789	SC2 3016 619 N N (4" CLASSIC HOUSE NUMBER 1, SATIN NICKEL)	3016	BRASS	5	CARDED	10.00
044074680492	SC2 3016 716 N N (4" CLASSIC HOUSE NUMBER 1, AGED BRONZE)	3016	BRASS	5	CARDED	10.00
044074678697	SC2 3026 605 N N (4" CLASSIC HOUSE NUMBER 2, BRIGHT BRASS)	3026	BRASS	5	CARDED	7.70
044074678796	SC2 3026 619 N N (4" CLASSIC HOUSE NUMBER 2, SATIN NICKEL)	3026	BRASS	5	CARDED	10.00
044074680508	SC2 3026 716 N N (4" CLASSIC HOUSE NUMBER 2, AGED BRONZE)	3026	BRASS	5	CARDED	10.00
044074678703	SC2 3036 605 N N (4" CLASSIC HOUSE NUMBER 3, BRIGHT BRASS)	3036	BRASS	5	CARDED	7.70
044074678802	SC2 3036 619 N N (4" CLASSIC HOUSE NUMBER 3, SATIN NICKEL)	3036	BRASS	5	CARDED	10.00
044074680515	SC2 3036 716 N N (4" CLASSIC HOUSE NUMBER 3, AGED BRONZE)	3036	BRASS	5	CARDED	10.00
044074678710	SC2 3046 605 N N (4" CLASSIC HOUSE NUMBER 4, BRIGHT BRASS)	3046	BRASS	5	CARDED	7.70
044074678819	SC2 3046 619 N N (4" CLASSIC HOUSE NUMBER 4, SATIN NICKEL)	3046	BRASS	5	CARDED	10.00
044074680522	SC2 3046 716 N N (4" CLASSIC HOUSE NUMBER 4, AGED BRONZE)	3046	BRASS	5	CARDED	10.00





4" Classic House Numbers

**4" CLASSIC HOUSE NUMBERS**

UPC	Part No./Description	Model	Substrate	Case Qty.	Pkg. Type	Price
044074678727	SC2 3056 605 N N (4" CLASSIC HOUSE NUMBER 5, BRIGHT BRASS)	3056	BRASS	5	CARDDED	\$7.70
044074678826	SC2 3056 619 N N (4" CLASSIC HOUSE NUMBER 5, SATIN NICKEL)	3056	BRASS	5	CARDDED	10.00
044074680539	SC2 3056 716 N N (4" CLASSIC HOUSE NUMBER 5, AGED BRONZE)	3056	BRASS	5	CARDDED	10.00
044074678734	SC2 3066 605 N N (4" CLASSIC HOUSE NUMBER 6, BRIGHT BRASS)	3066	BRASS	5	CARDDED	7.70
044074678833	SC2 3066 619 N N (4" CLASSIC HOUSE NUMBER 6, SATIN NICKEL)	3066	BRASS	5	CARDDED	10.00
044074680546	SC2 3066 716 N N (4" CLASSIC HOUSE NUMBER 6, AGED BRONZE)	3066	BRASS	5	CARDDED	10.00
044074678741	SC2 3076 605 N N (4" CLASSIC HOUSE NUMBER 7, BRIGHT BRASS)	3076	BRASS	5	CARDDED	7.70
044074678840	SC2 3076 619 N N (4" CLASSIC HOUSE NUMBER 7, SATIN NICKEL)	3076	BRASS	5	CARDDED	10.00
044074680553	SC2 3076 716 N N (4" CLASSIC HOUSE NUMBER 7, AGED BRONZE)	3076	BRASS	5	CARDDED	10.00
044074678758	SC2 3086 605 N N (4" CLASSIC HOUSE NUMBER 8, BRIGHT BRASS)	3086	BRASS	5	CARDDED	7.70
044074678857	SC2 3086 619 N N (4" CLASSIC HOUSE NUMBER 8, SATIN NICKEL)	3086	BRASS	5	CARDDED	10.00
044074680560	SC2 3086 716 N N (4" CLASSIC HOUSE NUMBER 8, AGED BRONZE)	3086	BRASS	5	CARDDED	10.00
044074678765	SC2 3096 605 N N (4" CLASSIC HOUSE NUMBER 9, BRIGHT BRASS)	3096	BRASS	5	CARDDED	7.70
044074678864	SC2 3096 619 N N (4" CLASSIC HOUSE NUMBER 9, SATIN NICKEL)	3096	BRASS	5	CARDDED	10.00
044074680577	SC2 3096 716 N N (4" CLASSIC HOUSE NUMBER 9, AGED BRONZE)	3096	BRASS	5	CARDDED	10.00



## Door Knockers, Push, Pull & Kick Plates



3107 Door Knocker



3125 Door Knocker

### DOOR KNOCKERS

UPC	Part No./Description	Model	Substrate	Case Qty.	Pkg. Type	Price
044074678475	SC2 3107 605 N N (DOOR KNOCKER, BRIGHT BRASS)	3107	BRASS	2	CARDED	\$45.80
044074680461	SC2 3107 619 N N (DOOR KNOCKER, SATIN NICKEL)	3107	BRASS	2	CARDED	56.60
044074678499	SC2 3125 605 N N (DOOR KNOCKER, BRIGHT BRASS)	3125	BRASS	5	CARDED	25.40
044074678505	SC2 3125 619 N N (DOOR KNOCKER, SATIN NICKEL)	3125	BRASS	5	CARDED	30.50
044074680478	SC2 3125 716 N N (DOOR KNOCKER, AGED BRONZE)	3125	BRASS	5	CARDED	30.50
044074680768	SC2 3125 609 N N (DOOR KNOCKER, ANTIQUE BRASS)	3125	BRASS	5	CARDED	30.50



Pull



Push Plate



Pull Plate

### PUSH AND PULL PLATES

UPC	Part No./Description	Model	Substrate	Case Qty.	Pkg. Type	Price
044074008371	C8112 5PA 28 N N (DOOR PULL, SATIN ALUMINUM)	8112	ALUMINUM	2	CARDED	\$23.40
044074008395	C8200PA 28 3X12 N N (PUSH PLATE, SATIN ALUMINUM)	8200	ALUMINUM	5	CARDED	8.90
044074008418	C8200PA 28 3.5X15 N N (PUSH PLATE, SATIN ALUMINUM)	8200	ALUMINUM	5	CARDED	9.20
044074679014	SC8200B 3 3.5X15 N N (PUSH PLATE, BRIGHT BRASS)	8200	BRASS	5	CARDED	21.20
044074008425	CGC8200S32D 3.5X15 N N (PUSH PLATE, STAINLESS STEEL)	8200	STAINLESS	5	CARDED	15.20
044074008432	C8302 6PA 28 3.5X15G N N (PULL PLATE, SATIN ALUMINUM)	8302	ALUMINUM	2	CARDED	34.00
044074008456	C8311 5PA 28 3.5X15G N N (PULL PLATE, SATIN ALUMINUM)	8311	ALUMINUM	5	CARDED	36.90
044074589498	CGC8311-5B26D 3.5X15 (PULL PLATE, SATIN CHROME)	8311	BRASS	5	CARDED	71.20
043156253258	SC8311-5 PA3 3.5X15 N N (PULL PLATE, BRIGHT BRASS)	8311	ALUMINUM	5	CARDED	39.60
044074681253	SC8311 5B 3 3.5X15G N N (PULL PLATE, BRIGHT BRASS)	8311	BRASS	5	CARDED	64.50





Kick Plate

**KICKPLATES**

UPC	Part No./Description	Model	Substrate	Case Qty.	Pkg. Type	Price
044074006940	C8400B 3 6X30 N N (KICKPLATE, BRIGHT BRASS)	8400	BRASS	5	CARDED	\$50.40
044074008623	C8400PA 28 6X30 N N (KICKPLATE, SATIN ALUMINUM)	8400	ALUMINUM	5	CARDED	22.30
044074051087	C8400B 3 6X34 N N (KICKPLATE, BRIGHT BRASS)	8400	BRASS	5	CARDED	53.40
044074051063	C8400PA 28 6X34 N N (KICKPLATE, SATIN ALUMINUM)	8400	ALUMINUM	5	CARDED	23.80
044074589337	CGC8400S 32D 8X34 N N (KICKPLATE, STAINLESS STEEL)	8400	STAINLESS	5	CARDED	33.40
044074678581	SC8400B 3 8X34 N N (KICKPLATE, BRIGHT BRASS)	8400	BRASS	5	CARDED	59.30
044074678611	SC8400PA 28 8X34 N N (KICKPLATE, SATIN ALUMINUM)	8400	ALUMINUM	5	CARDED	29.70
044074678628	SC8400PA 3 8X34 N N (KICKPLATE, BRIGHT BRASS))	8400	BRASS	5	CARDED	41.50
044074681185	SC8400B 619 6X30 N N (KICKPLATE, SATIN NICKEL)	8400	BRASS	5	CARDED	53.40
044074681178	SC8400B 716 6X30 N N (KICKPLATE, AGED BRONZE)	8400	BRASS	5	CARDED	53.40
044074682038	SC8400PA 716 8X34 N N (KICKPLATE, AGED BRONZE)	8400	ALUMINUM	5	CARDED	40.80
044074678574	SC8400PA 3 6X34 N N (KICKPLATE, BRIGHT BRASS)	8400	ALUMINUM	5	CARDED	34.10
044074678567	SC8400PA 3 6X30 N N (KICKPLATE, BRIGHT BRASS)	8400	ALUMINUM	5	CARDED	32.60
044074678598	SC8400PA 619 8X34 N N (KICKPLATE, SATIN NICKEL)	8400	ALUMINUM	5	CARDED	41.70



## Window Hardware, Flush Pulls



Window Lock



Bar Window Lift

### WINDOW HARDWARE

UPC	Part No./Description	Model	Substrate	Case Qty.	Pkg. Type	Price
044074681765	SPS07MB 605 N N (WINDOW LOCKS, BRIGHT BRASS)	07	BRASS	20	SLIM PACK	\$18.80
044074681772	SPS07MB 609 N N (WINDOW LOCKS, ANTIQUE BRASS)	07	BRASS	20	SLIM PACK	18.80
044074681796	SPS07MB 619 N N (WINDOW LOCKS, SATIN NICKEL)	07	BRASS	20	SLIM PACK	18.80
044074681802	SPS07MB 620 N N (WINDOW LOCKS, ANTIQUE PEWTER)	07	BRASS	20	SLIM PACK	18.80
044074681789	SPS07MB 716 N N (WINDOW LOCKS, AGED BRONZE)	07	BRASS	20	SLIM PACK	18.80
044074681819	SPS026MB 605 N N (WINDOW LIFTS, BRIGHT BRASS)	026	BRASS	20	SLIM PACK	8.00
044074681826	SPS026MB 609 N N (WINDOW LIFTS, ANTIQUE BRASS)	026	BRASS	20	SLIM PACK	9.50
044074681840	SPS026MB 619 N N (WINDOW LIFTS, SATIN NICKEL)	026	BRASS	20	SLIM PACK	9.50
044074681857	SPS026MB 620 N N (WINDOW LIFTS, ANTIQUE PEWTER)	026	BRASS	20	SLIM PACK	9.50
044074681833	SPS026MB 716 N N (WINDOW LIFTS, AGED BRONZE)	026	BRASS	20	SLIM PACK	9.50



Flush Pull

### FLUSH PULLS

UPC	Part No./Description	Model	Substrate	Case Qty.	Pkg. Type	Price
044074681512	SPS221B* 605 N N (DOOR PULL, BRIGHT BRASS)	221	BRASS	25	SLIM PACK	\$3.30
044074681529	SPS221B* 609 N N (DOOR PULL, ANTIQUE BRASS)	221	BRASS	25	SLIM PACK	4.30

\*While supplies last



## Latch & Strike Quick Reference Guide

### Deadbolt & Latches

## F Series Parts

### LATCH & STRIKE QUICK REFERENCE GUIDE

#### LATCH REFERENCE GUIDE

Latches / Configuration	Deadbolt Latches				Spring Latches	
	B60/B62/B80/B81	BE365 BE369NX BE375	F51/F80	FE575/FE595/ FE599NX/ FE695	F10/F40/FE285	FC21/FC285
<b>Dual Option (Round, Drive-in) STANDARD</b>	<b>12-321</b>	<b>12-321</b>	<b>16-086</b>	<b>16-086</b>	<b>16-080</b>	<b>16-600</b>
Square	12-288	12-288	16-207	16-207 (not FE599NX)	16-200	n/a
Triple Option	12-287	12-287	16-211	16-211	16-210	16-601
UL Square	12-294	12-294	16-203	n/a	n/a	16-620
UL Round	12-397	12-397	16-204	n/a	n/a	16-621
5"	12-349*	n/a	16-126	n/a	n/a	n/a

\*Must be ordered separately

#### STRIKE REFERENCE GUIDE

Configuration	Handlesets	Deadbolt	Keyed	Passage/ Privacy	Tapered Deadbolt
	F59/F60/F62	BE375/BE365/ BE369NX B60/B62/B80/ B81	FE595/FE575/ FE695/ FE599NX F51/F80	F10/F40/FE285/ FC21/FC285	BE469
<b>Round Corner Full Lip</b>	<b>10-115</b>	10-092	<b>10-027</b>	<b>10-027</b>	10-115
Round Corner		<b>10-116*</b>			<b>10-116*</b>
Square Corner Full Lip	n/a	10-094	10-026	10-026	10-094
Square Corner - T	n/a	n/a	10-001	10-001	n/a
Circular - Adjustable	n/a	n/a	10-058	10-058	n/a
Dual - Square & Round	10-269	n/a	10-063	10-063	n/a
ANSI Square	n/a	n/a	10-025	10-025	n/a
Dustbox (Black Plastic)	B520-283	B520-283	n/a	n/a	B520-283
Reinforcement Strike Plate	B502-914	B502-914	n/a	n/a	B502-914
3" Reinforcement Screws (2ea)	B502-873	B502-873	n/a	n/a	B502-873

\*Includes Reinforcement Strike Plate & Screws



F Series Parts  
Latches**LATCHES** (does not include Multi-Family product)

Category	Part Product	Specify Number	Finish	Description	Price Sold Separately	Add To Lock Price
Electronics/ Connected & Light Commercial	BE469NX/ BE468/ BE479	<b>12-342</b>	x	<b>Tapered Deadbolt Dual Option (Round, Drive-in) (Standard Configuration)</b>	<b>\$37.30</b>	<b>\$2.00</b>
		12-344	x	Tapered Deadbolt Triple Option (Round, Square, Drive-in)	37.30	2.00
	BE375/BE365/ BE369NX	<b>12-321</b>	x	<b>1" x 2 1/4" Dual Option - Round Corner + Drive-in (Standard Configuration)</b>	<b>32.20</b>	<b>NC</b>
		12-287	x	1" x 2 1/4" Triple Option - Round Corner + Square Corner + Drive-in	41.70	2.00
		12-288	x	1" x 2 1/4" Square Corner Faceplate	36.00	NC
		12-294	x	619 and 626 finish	43.00	6.00
		12-397	x	Only available with the complete lock		6.00
	FE595/FE575/ FE695/ FE599NX	<b>16-086</b>	x	<b>1" x 2 1/4" Dual Option - Round Corner + Drive-in (Standard Configuration)</b>	<b>16.50</b>	<b>NC</b>
		16-207	x	1" x 2 1/4" Square Corner Faceplate	14.90	NC
		16-211	x	1" x 2 1/4" Triple Option - Round Corner + Square Corner + Drive-in	18.50	2.00
	FE285	<b>16-080</b>	x	<b>1" x 2 1/4" Dual Option - Round Corner + Drive-in (Standard Configuration)</b>	<b>14.60</b>	<b>NC</b>
		16-200	x	1" x 2 1/4" Square Corner Faceplate	13.50	NC
		16-210	x	1" x 2 1/4" Triple Option -Round Corner + Square Corner + Drive-in	16.60	2.00


\*Sold with complete UL lockset; not available for individual purchase





**F Series Parts**
**LATCHES CONT.** (does not include Multi-Family product)

Category	Product	Part Number	Specify Finish	Description	Price Sold Separately	Add To Lock Price
F Series Handlesets	F59/F60/F62	12-322	x	<b>1" x 2 1/4" Dual Option - Round Corner (16-080) + Drive-in (12-321) (Standard Configuration)</b>	<b>47.10</b>	<b>NC</b>
		12-353	x	1" x 2 1/4" Square Corner – UL (12-294 + 16-203) (Standard Configuration-UL Listed)	*	12.00
		12-326	x	1" x 2 1/4" Triple Option - Round Corner + Square Corner (16-210) + Drive-in (12-287)	54.70	2.00
		12-354	x	1" x 2 1/4" Round Corner UL (12-397 + 16-204)	*	12.00
F Series Knobs/Levers /Light Commercial	F10/F40 Levers/ Knobs	16-080	x	<b>1" x 2 1/4" Dual Option - Round Corner + Drive-in (Standard Configuration)</b>	<b>14.60</b>	<b>NC</b>
		16-203	x	1" x 2 1/4" Square Corner Faceplate + Firecup + 1 1/8" Adaptor – UL (Standard Configuration-UL LISTED)	*	6.00
		16-204	x	1" x 2 1/4" Radius Corner Faceplate + Firecup + 1 1/8" Adaptor – UL	*	6.00
		16-200	x	1" x 2 1/4" Square Corner Faceplate	13.50	NC
		16-210	x	1" x 2 1/4" Triple Option - Round Corner + Square Corner + Drive-in	16.60	2.00
		40-250	x	1" x 2 1/4" Triple Option - Round Corner + Square Corner + Drive-in VisPack ONLY (order in qtls of 4)	20.00	N/A
FC Knobs/Levers	FC21/FC285	16-600	x	1" x 2 1/4" Dual Option - Round Corner + Drive-in (Standard Configuration)	16.50	N/A
		16-601	x	1" x 2 1/4" Triple Option - Round Corner + Square Corner + Drive-in	18.50	2.00
		16-620	x	1" x 2 1/4" Square Corner Faceplate + Firecup - UL	*	6.00
		16-620	x	1" x 2 1/4" Round Corner Faceplate + Firecup - UL	*	6.00



\*Sold with complete UL lockset; not available for individual purchase



F Series Parts  
Latches

**LATCHES CONT.** (does not include Multi-Family product)

Category	Product	Part Number	Specify Finish	Description	Price Sold Separately	Add To Lock Price
F Series Knobs/Levers / Light Commercial (cont.)	F51A/F80 Levers/Knobs	<b>16-086</b>	x	<b>1" x 2 1/4" Dual Option - Round Corner + Drive-in (Standard Configuration)</b>	<b>\$16.50</b>	<b>NC</b>
		16-203	x	1" x 2 1/4" Square Corner Faceplate + Firecup + 1 1/8" Adaptor – UL (Standard Configuration-UL LISTED)	*	6.00
		16-207	x	1" x 2 1/4" Square Corner Faceplate	14.90	NC
		16-211	x	1" x 2 1/4" Triple Option - Round Corner + Square Corner + Drive-in	18.50	2.00
		16-204	x	1" x 2 1/4" Radius Corner Faceplate + Firecup + 1 1/8" Adaptor – UL	*	6.00
		16-126	x	1" x 2 1/4" Square Corner Faceplate - 5" Backset	14.90	5.40
		40-251	x	1" x 2 1/4" Triple Option - Round Corner + Square Corner + Drive-in VisPack ONLY (order in qtls of 4)	20.00	N/A
B-Series	B60/B62/B80/B81	12-294	x	1" x 2 1/4" Square Corner Faceplate + Firecup n/a with B62 (Standard Configuration-UL LISTED)	*	6.00
		12-288	x	1" x 2 1/4" Square Corner Faceplate	36.00	NC
		12-287	x	1" x 2 1/4" Triple Option - Round Corner + Square Corner + Drive-in	41.70	2.00
		<b>12-321</b>	x	<b>1" x 2 1/4" Dual Option-Round Option + Drive-In (Standard Configuration)</b>	<b>32.20</b>	<b>NC</b>
		12-349	x	1" x 2 1/4" Square Corner Faceplate - 5" backset	65.40	N/A
		12-355	x	Tapered Deadbolt Triple Option	37.30	2.00
		12-397	x	1" x 2 1/4" Round Corner Faceplate + Firecup UL Listed n/a with B62	*	6.00

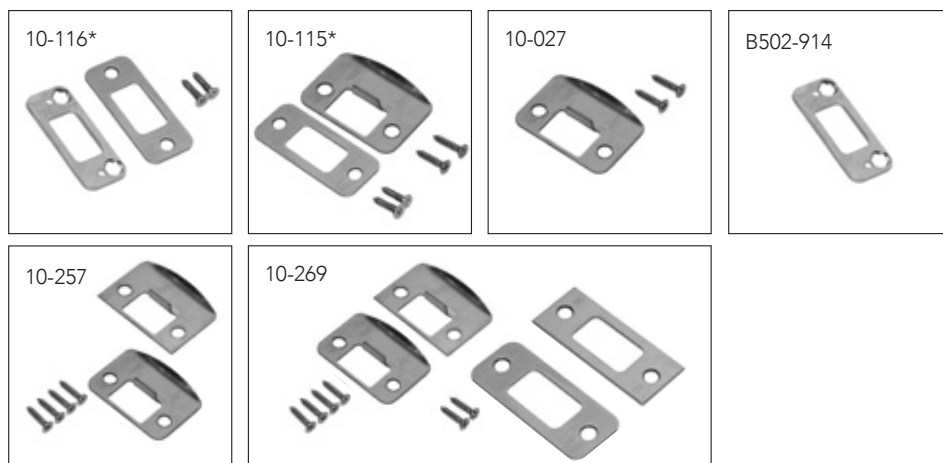
\*Sold with complete UL lockset; not available for individual purchase





**Strikes**
**F Series Parts**
**STRIKES** (does not include Multi-Family product)

Category	Product	Part Number	Specify Finish	Description	Price Sold Separately	Add To Lock Price
Electronics/ Connected & Light Commercial	BE469NX/BE369NX/ BE375/BE365/BE468/ BE479	<b>10-116</b>	x	<b>Round Corner Strike 1 1/8" x 2 3/4"</b> <b>(Standard Configuration)</b>	<b>\$13.70</b>	<b>NC</b>
		10-115	x	Round Corner Full Lip Strike Set (10-027 + 10-116) (Round, Square, Drive-in) (Standard Configuration-Entry Sets)	17.70	NC
		B502-914		Reinforcement Strike Plate	2.00	NC
		B502-873		3" Reinforcement Screws (2 ea.)	0.60	NC
		All strikes available for B60/B62/B80/B81				
	FE695/FE595/FE575/ FE285/ FE599NX	<b>10-027</b>	x	<b>10-027 Round Corner Full Lip Strike 1 5/8" x 2 1/4" (Standard Configuration)</b>	<b>7.60</b>	<b>NC</b>
		All strikes available for F10/F40/F51/F80 Levers/Knobs				
F Series Handlesets	F59/F60/F62	<b>10-115</b>	<b>x</b>	<b>Round Corner Full Lip Strike Set (10-027 + 10-116) (Standard Configuration)</b>	<b>17.70</b>	<b>NC</b>
		10-257	x	Round Corner Full Lip (10-027 + 10-092)	15.50	NC
		10-269	x	Round & Square Corner Strike Set (10-026 + 10-027 + 10-094 + 10-116)	24.40	2.00
		B502-914		Reinforcement Strike Plate	2.00	NC
		B502-873		3" Reinforcement Screws (2 ea.)	0.60	NC



\* Picture represents what is provided when ordered with a lock. When purchasing accessories, the kit includes strike plate and screws only. Reinforcement strike plate and reinforcement screws need to be purchased separately.



F Series Parts  
Strikes

**STRIKES CONT.** (does not include Multi-Family product)

Category	Product	Part Number	Specify Finish	Description	Price Sold Separately	Add To Lock Price
F Series Knobs/ Levers/Light Commercial	F10/F40/F51A/F80/ FC21 Levers/Knobs	10-027	x	<b>10-027 Round Corner Full Lip Strike 1 5/8" x 2 1/4" (Standard Configuration)</b>	<b>\$7.60</b>	<b>NC</b>
		10-026	x	Square Corner Full Lip Strike 1 5/8" x 2 1/4"	7.60	NC
		10-001	x	10-001* Square Corner T Strike 1 1/8" x 2 3/4" + Box	6.50	NC
		10-058	X	Circular - Adjustable 1 3/4" Diameter (605 and 626 finish only)	10.90	NC
		10-063	x	Dual Strikes (10-026 + 10-027) 1 5/8" x 2 1/4"	10.00	2.00
		10-025	x	ANSI Square Corner T Strike 1 1/4" x 4 7/8"	15.70	5.40
B-Series Deadbolts/ Light Commercial	B60/ B62/B80/B81	10-116	x	<b>Round Corner Strike 1 1/8" x 2 3/4" (Standard Configuration)</b>	<b>13.70</b>	<b>NC</b>
		10-094	x	Square Corner Strike 1 1/8" x 2 3/4"	12.20	NC
		B502-914		Reinforcement Strike Plate	2.00	NC
		B502-873		3" Reinforcement Screws (2 ea.)	0.60	NC
		B520-283		Black Plastic Dustbox for Standard Strike 1 1/8" x 2 3/4"; 3" Reinforcement Screws (2 ea.)	2.00	NC
		10-112		Metal Dust Box	12.10	N/A
		10-092		Full lip strike radius	7.90	NC



\* Picture represents what is provided when ordered with a lock. When purchasing accessories, the kit includes strike plate and screws only. Reinforcement strike plate and reinforcement screws need to be purchased separately.



## Cylinders

## F Series Parts

### CYLINDER PINS

Part Number	Description	Price
34-101*	Top Pin - #1	\$0.08
34-102*	Top Pin - #2	0.08
34-103*	Top Pin - #3	0.08
34-202*	Master Pin - #2	0.08
34-203*	Master Pin - #3	0.08
34-204*	Master Pin - #4	0.08
34-205*	Master Pin - #5	0.08
34-206*	Master Pin - #6	0.08
34-207*	Master Pin - #7	0.08
34-208*	Master Pin - #8	0.08
34-209*	Master Pin - #9	0.08
34-300*	Bottom Pin - #0	0.08
34-301*	Bottom Pin - #1	0.08
34-302*	Bottom Pin - #2	0.08
34-303*	Bottom Pin - #3	0.08
34-304*	Bottom Pin - #4	0.08
34-305*	Bottom Pin - #5	0.08
34-306*	Bottom Pin - #6	0.08
34-307*	Bottom Pin - #7	0.08
34-308*	Bottom Pin - #8	0.08
34-309*	Bottom Pin - #9	0.08

### REKEY PARTS

Part Number	Description	Price
F506-451*	Top T Pin - Compressible F Series	\$0.12
F506-452*	Removable Top Cap - Compressible F Series	0.19
F506-453*	Top T Pin Spring- Compressible F Series	0.19
34-401	Construction Balls (Pack of 1000)	32.00
40-104	Key Gage	15.20
M540-051	Follower Bar	3.40
M540-056	Cylinder Cap Removal Tool	59.20
40-132	Retail Metal ReKey Kit	243.00
40-133	Home Secure RCK ReKey Kit	419.00
40-229	Rekeying Training Kit	93.40

\*Order in multiples of 100



## F Series Parts

**ASSEMBLY SCREW KITS** (does not include Multi-Family product)

Category	Product	Part Number	Specify Finish	Description	Price
Connected	BE469NX/468/479	24283962	x	Screw Kit, Mtg Screws & Wood Screws	\$5.00
	BE369NX/BE375	B220-279	x	(2) B520-621 Finish Screws	10.10
	BE365			(2) B600-100 Internal Screws	10.10
Electronic/ Light Commercial	FE595/FE575	F206-450	x	Mtg Screw Kit	5.50
	FE285	F206-450	x	Mtg Screw Kit	5.50
		F506-828		(1) Thru Bolt	1.30
		F605-339		(1) Washer	0.56
B-Series Deadbolts/F Series Knobs & Levers/ F Series Handlesets / FC Series Knobs & Levers	B60	33815664	605	Screw Kit, Mtg. Screws, Strike Reinforcement	10.10
		33815671	625	Screw Kit, Mtg. Screws, Strike Reinforcement	10.10
		33815688	716	Screw Kit, Mtg. Screws, Strike Reinforcement	10.10
	B62	33815725	605	Screw Kit, Mtg. Screws, Strike Reinforcement	10.10
		33815732	625	Screw Kit, Mtg. Screws, Strike Reinforcement	10.10
		33815749	716	Screw Kit, Mtg. Screws, Strike Reinforcement	10.10
	B80	33815756	605	Screw Kit, Mtg. Screws, Strike Reinforcement	10.10
		33815763	625	Screw Kit, Mtg. Screws, Strike Reinforcement	10.10
		33815770	716	Screw Kit, Mtg. Screws, Strike Reinforcement	10.10
	F60	33815787	605	Screw Kit, Mtg. Screws, Strike Reinforcement	10.10
		33815794	625	Screw Kit, Mtg. Screws, Strike Reinforcement	10.10
		33815800	716	Screw Kit, Mtg. Screws, Strike Reinforcement	10.10
	F62	33815817	605	Screw Kit, Mtg. Screws, Strike Reinforcement	10.10
		33815824	625	Screw Kit, Mtg. Screws, Strike Reinforcement	10.10
		33815831	716	Screw Kit, Mtg. Screws, Strike Reinforcement	10.10
	F10/F40/F51A	33815848	605	Screw Pack	10.10
		33815855	625	Screw Pack	10.10
		33815862	716	Screw Pack	10.10
	F170	33815879	605	Screw Pack	10.10
		33815886	625	Screw Pack	10.10
		33815893	716	Screw Pack	10.10
	FC21	40-346	x	Screw Pack (100 wood screws)	10.10



## Thick Door Installation Kits Miscellaneous Parts

### THICK DOOR INSTALLATION KITS (does not include Multi-Family product)

Category	Product	Part Number	Finish	Description	Price
Connected	BE468/469/479	23997877	x	1 7/8" – 2 1/2" Thick	\$24.90
	BE489	B489-106	x	1 7/8" – 2 1/2" Thick (Coming Soon)	24.90
Electronic/ Light Commercial	BE365	02-007	x	1 7/8" – 2 1/2" Thick	24.90
	FE285	61-075	x	1 7/8" – 2 1/4" Thick	15.00
Touch	BE375	24666356	x	1 7/8" - 2 1/2" Thick	24.90
F Series Handlesets	F58 (old)	61-075	x	1 7/8" - 2 1/4" - Includes mounting screws, thick door grip chassis, and thick door driver bar (Used for Old Style F58 shipped before 3/1/19)	15.00
	F58(new)/F60	61-076	x	1 7/8" - 2 1/4" - Includes mounting screws and thick door driver bar (Used for New Style F58 shipped after 3/1/19)	12.00
B-Series Deadbolts/ Light Commercial	B60	61-072	x	1 7/8" - 2 1/4" - Includes longer mounting screws only for deadbolt	5.00
		61-073	x	2 1/4" - 4" - Includes longer mounting screws and longer driver bar	10.00
FC Series	FC21	40-349	x	1 7/8" - 2 1/4" - Includes mounting screws	5.00

### FC MISCELLANEOUS PARTS

Category	Part Number	Specify Finish	Description	Price
FC 21	40-340	x	Privacy Button (sold in multiples of 25)	\$2.40 ea \$60 for pack of 25
	40-341		N N SL Emergency Pin (sold in multiples of 100)	\$0.08 ea \$8 for pack of 100
	40-343		N N SL Set Screw for levers/knobs (sold in multiples of 100)	\$0.36 ea \$36 for pack of 100
	40-342		N N SL Hex Key, 3/32" (sold in multiples of 100)	\$0.20 ea \$20 for pack of 100

### MISCELLANEOUS PARTS

Category	Specify Finish	Description	Price
B202-578	x	Latch/Bolt/Strike Screw Kit(4) C603-897 Latch/Bolt/Strike Wood Screw	\$8.50
M504-271		(Emergency Key) F40 Function	1.60
02-035	x	Throughbolt Cap	1.60
06-133	X	Handleset Slider Assembly	2.00
B300-060	x	F62 & B62 Drive Pins (2 deadbolt screw covers)	1.30
B302-043	x	Trim and Turn Unit, F60 (inside trim)	34.00
F506-828		(1) Thru Bolt	1.30
F605-339		(1) Washer	0.56

### LESS LOCK COMPONENTS

Description	Specify	Price
Less Springlatch	LLL for Springlatch	\$4.10 (subtract from list price of lock)
Less Deadlatch	LLL for Deadlatch	4.50 (subtract from list price of lock)
Less Handleset Deadbolt	LLL for Handleset Deadbolt	8.10 (subtract from list price of lock)
Less Handleset Deadbolt Strike	LLL for Handleset Deadbolt Strike	3.20 (subtract from list price of lock)
Less Handleset Latch Strike	LLL for Handleset Latch Strike	2.10 (subtract from list price of lock)
Less Deadbolt	LLL for Deadbolt	8.30 (subtract from list price of lock)
Less Deadbolt Strike	LLL for Deadbolt Strike	3.30 (subtract from list price of lock)
Less Knob Strike	LLL for Knob Strike	2.10 (subtract from list price of lock)
Less Lever Strike	LLL for Lever Strike	2.10 (subtract from list price of lock)



**35 - BLANK KEYS**

Part No.	Description	Price
35-100*	5 Pin - Standard Bow - Embossed Both Sides	\$1.50
35-101*	6 Pin - Standard Bow - Embossed Both Sides	2.00
35-130*	5 Pin - Standard Bow - Unembossed Both Sides - No Stamping	1.50
35-131*	6 Pin - Standard Bow - Unembossed Both Sides - No Stamping	2.00
35-140	5 Pin - Large Bow - Embossed Both Sides	5.90
35-141	6 Pin - Large Bow - Embossed Both Sides	5.90
35-143	5 Pin - Access Bow - Embossed Both Sides	5.90
35-144	6 Pin - Access Bow - Embossed Both Sides	5.90

\*Order in multiples of 50

**48 - CUT KEYS**

Part No.	Description	Price
48-130	Cut Key - 5 Pin - Standard Bow - Unembossed Both Sides - No Stamping	\$6.30
48-140	Cut Key - 5 Pin - Large Bow - Embossed Both Sides	9.00
48-143	Cut Key - 5 Pin - Access Bow - Embossed Both Sides	9.00
48-180*	Cut Key - 5 Pin - Standard Bow - Embossed Both Sides / Construction Key	6.20
48-181	Cut Key - 6 Pin - Standard Bow - Embossed Both Sides	6.20

\*48-180 is used for standard cut keys and residential construction keys

**49 - MASTER KEYS**

Part No.	Description	Price
49-130	Master Key - 5 Pin - Standard Bow - Embossed Both Sides	\$11.00
49-140	Master Key - 5 Pin - Large Bow - Embossed Both Sides	14.80
49-143	Master Key - 5 Pin - Access Bow - Embossed Both Sides	14.80
49-180	Schlage Cut Master Key - 5-Pin - Standard with Key Symbol & Registry Number	12.50
49-181	Master Key - 6 Pin - Standard Bow - Unembossed Both Sides - Standard with Key Symbol & Registry Number	10.40

**50 - KEY CHARGES**

Part No.	Description	Add To Price
50-001	Conventional Cylinder Keyed to Specific Combination	\$10.30
50-215	Extra Cut Standard Bow Keys Ordered on Lock or Cylinder	4.40
50-227	Extra Cut Large or Access Bow Keys Ordered on Lock or Cylinder	6.70
50-228	Cut Large Bow or Access Bow Keys Substituted for Standard Bow Keys	3.10

\*Key Charges are added to the list price of the lock

**60 - KEY PACKAGING**


Part No.	Description	Price
60-000	Pack Change Keys Independently - PKI - for Split Key Construction Keying	NC
60-001	Pack Change Keys Independently (PKI)	0.62



## Key & Cylinder Stamping Residential Master & Construction Keying

## F Series Parts

### KEY STAMPING AREA




### KEY STAMPING

Description	Notes	Key Type	Specify	Part Number	Price Ea. Key
Visual Key Control (VKC)	1	Classic Conventional	Stamp Key Symbol on Key	50-217	\$2.90
Non-Standard Code	1, 5, 8	All Conventional	Non-Standard Code	50-003	7.60/side
DO NOT DUPLICATE		Classic Conventional	Stamp Key "Do Not Duplicate"	XQ06-878	N/C
Delete Key Section From Bow		Classic Conventional	Delete Key Section	50-220	5.20
Bitting Not Stamped		Classic Conventional	Delete Key Combination	50-221	2.90
Stamp Bitting		Classic Conventional	(Furnished as Standard)	N/A	N/A

#### Notes:

- Maximum of 6 characters for VKC, Non-Standard Code or serial number stamping
- Only available on unembossed keys
- Sequential stamping will be charged as Non-Standard Code (example: AA1-1, AA1-2)

### CYLINDER STAMPING AREA



### KEY STAMPING

Description	Notes	Key Type	Specify	Part Number	Price Ea. Key
Visual Key Control (VKC) with standard key symbols or Non-standard codes	1	Classic Conventional	Stamp key symbol or non-conventional code on face (VKC) or Cylinder core.	50-002	\$7.00
Concealed Key Control (CKC) with standard key symbols or Non-standard codes	1	Classic Conventional	Stamp key symbol or non-conventional code on side (CKC) of core.	50-216	7.00

#### Notes:

- Maximum of 6 characters for VKC, Non-Standard Code or serial number stamping



**Residential Master Keying (RMK) and/or Residential Construction Keying (RCK)**

## Qualifications:

- Residential projects
- RMK and/or RCK must be specified on the order
- **Systems are available in 5-Pin C keyway only**
- Systems cannot be combined with Contract Master Key Systems
- **Two levels of keying (Change Key and Master Key levels only)**
- **Three levels of keying allowed if complete expansion requirements are submitted (Grandmaster, Master Key, and Change Key levels)**
- Maison keying allowed
- Door detailing and labeling allowable as listed below
- Master keys must be ordered separately and are not added by default

**RESIDENTIAL MASTER KEYING (RMK)**

Part No.	Description	Price
50-223*	Cylinder Residential Master Keyed (RMK)	2.60
50-009	Cylinder Residential Master keyed with Door ID Labeling (RMKID)	N/C
49-180	Residential Master Key – Not offered for commercial products	12.50

**RESIDENTIAL CONSTRUCTION KEYING (RCK) – LOST BALL CONSTRUCTION KEYING**

Part No.	Description	Price
50-224*	Cylinder Residential Construction Keyed (RMK)	2.60
50-010	Cylinder Residential Construction keyed with Door ID Labeling (RCK)	N/C
48-180	Residential Construction Key – Not offered for commercial products	6.20

Notes: Lost ball construction device is triggered by the highest level permanent key unless otherwise specified.

Change keys packed in envelopes and packed in lock box. PKI packing available for additional charge of \$0.60.

If you desire a masterkey with your RCK (50-224), you must add the RMK (50-223) charge listed above.

\* If Door Labeling is required, the 50-009 RMK with labeling and/or 50-010 RCK with labeling charges will apply

Master Keys and Construction Keys ship UPS 2nd Day Air and will require a signature upon delivery. Standard freight terms apply.

**BITTING LISTS (TRANSCRIPTS)**

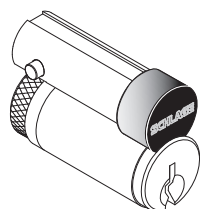
Part No.	Description	Price
50-123	Bitting list for factory master keyed products (requires a written authorization from end-user).	\$240.00**
50-120	Establish new master key system for field master keying (one-time charge). Each bitting is assessed a 50-121 or 50-122 charge below.	35.80
50-121	New master key bitting for cylinders keyed in the field. 50-120 charge assessed if this bitting establishes a new system.	4.60
50-122	New change key bitting for cylinders keyed in the field.	3.60

Notes \*\*Can be used for SiteMaster download (keying and bitting details) if ordered as such. Please specify SiteMaster download file if applicable in the details column. Information required: Structure or original order number, end user name, city and state (used to verify the structure number). Also required is an email address for the end user, include their full name to address the email and a "Letter Of Authorization".

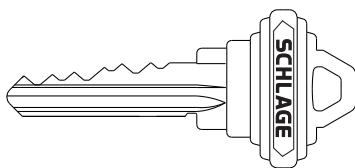


## Construction Core Program

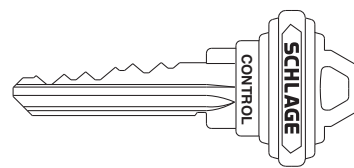
## F Series Parts



23-030-ICX



48-101-ICX



48-056-ICX

## FULL-SIZE CONSTRUCTION CORE PROGRAM

Temporary construction cores may be ordered with full size interchangeable core locks, mortise cylinders and rim cylinders. These cores may also be ordered separately. All construction cores are assessed a non-refundable handling charge (50-231). See Terms & Conditions for more information.

## Features:

- 6 Pin C keyway
- Construction cores have a two-tone face: the faceplate is a flat black finish (622) and the plug is unfinished brass
- Back of each core is marked with the letter that identifies the keyed alike group: A, B or C
- Construction cores are furnished with no keys (NCK). Cut keys must be ordered separately
- A control key is required to install and remove construction cores. Control keys must be ordered separately. If a control key is not ordered, one will be supplied at a charge of \$13
- Construction cores may be returned for credit. Contact your Schlage representative for return authorization. Credit is issued upon receipt of cores at our factory

Part No.	Description	Specify	Price (ea.)
23-030-ICX	Construction core	New jobs: Specify "ICX"	\$74.00
48-101-ICX	Cut key for construction phase (order separately)	Existing jobs: Specify "ICA"	8.40
48-056-ICX	Cut control key (order separately)	"ICB" or "ICC"	16.60
50-231	Non-refundable handling charge (per core)		10.70

## Notes:

- 1) To order mortise and rim cylinders with full-size construction cores for a new job, suffix ICX to non-Primus cylinder number. Example: 30-008 ICX. For existing construction core combinations, specify ICA, ICB, or ICC
- 2) Construction cores for a given project are keyed alike to one of a limited number of combinations nationwide. Other Schlage projects in the same area using the same or different contractors may use the same key

**Example:** For construction core charges and credits: distributor XYZ ordered 150 construction cores with 20 keys and one control key

The following charges apply to this order:

1. 23-030-ICX construction cores (150 units)
2. 48-101-ICX cut keys (20 units)
3. 48-056-ICX cut control key (1 unit)
4. 50-231 non-refundable handling charge (150 units-one per core ordered)

Upon return of the cores to the factory the distributor will be credited for the following:

1. 23-030-ICX construction cores (150 units)

There is no credit for the keys or handling fee

## B60 Cylinder Options

## FINISHES

		605	608	609	618	619	625	626	505	716	613	620	621	622
B60J	B60 less IC core	•	\$89	•	\$89	\$89	•	\$89	\$91	\$91	•	•	•	•
B60T	B60 with Full Size Construction core	•	132.00	•	132.00	132.00	•	132.00	134.00	134.00	•	•	•	•



## J Series Parts

### Latches

## J Series Parts


### Latches



16-254



16-255



16-068



16-070

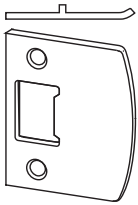
#### LATCHES

#### FINISHES

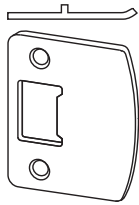
Function	Pkg.	Style/Design	605	609	619	625	626	630	620	716
16-254	Poly Bag	Dual Option Adjustable Spring Latch	\$6.50	\$6.50	*	*	*	\$6.50	*	\$6.50
16-255	Poly Bag	Triple Option Adjustable Dead Latch	8.90	8.90	*	*	*	8.90	*	8.90
16-068	Poly Bag	Triple Option Adjustable Deadbolt Latch	9.20	9.20	*	*	*	9.20	*	9.20
16-070	Poly Bag	Triple Option Adjustable Spring Latch	8.90	8.90	*	*	*	8.90	*	8.90
16-059*	Poly Bag	UL-Springlatch, 2 3/8" or 2 3/4"	6.00	6.00	*	*	*	6.00	*	6.00
16-061*	Poly Bag	UL-Deadlatch, 2 3/8" or 2 3/4"	6.00	6.00	*	*	*	6.00	*	6.00
16-063*	Poly Bag	UL-Deadbolt, 2 3/8" or 2 3/4"	6.00	6.00	*	*	*	6.00	*	6.00
16-057*	Poly Bag	UL-Springlatch 16-059 and UL-Deadbolt 16-063	11.50	11.50	*	*	*	11.50	*	11.50

\* Sold with complete UL lockset; not available for individual purchase

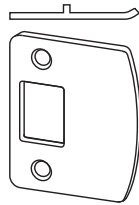


**Strikes**
**J Series Parts**


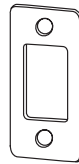
10-100



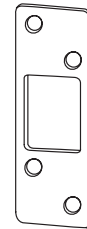
10-101



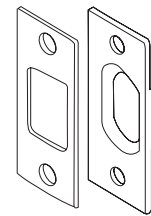
10-102



10-103



10-104



10-099

**STRIKES**
**FINISHES**

Part No. w/Lock	Part. No. Sold Separately	Style/Design	605	609	619	625	626	630	620	716
10-100	J250-008	Poly Bag , Square Full Lip Strike Knobs and Levers Including 2 Screws	\$2.00	\$2.00	•	•	•	\$2.00	•	\$2.00
10-101	J250-009	Poly Bag , Radius Full Lip Strike Knobs and Levers Including 2 Screws	2.00	2.00	•	•	•	2.00	•	2.00
10-102	J250-010	Poly Bag , Radius Full Lip Strike Deadbolts Including 2 Screws	2.00	2.00	•	•	•	2.00	•	2.00
10-103	J250-026	Poly Bag , Radius Deadbolt Strike 1" x 2 1/4" Round Corner	2.00	2.00	•	•	•	2.00	•	2.00
10-104	J250-027	Poly Bag , Radius Deadbolt Strike 1 1/4" x 3 5/8" Round Corner	2.40	2.40	•	•	•	2.40	•	2.40
10-099	J250-003	Poly Bag , Sq. Strike Plate & Strike Frame Reinforcer 1 1/8" x 2 3/4" Square Corner Deadbolts Including 2 Screws + 2 x 3" Screws	2.40	2.40	•	•	•	2.40	•	2.40



## J Series Parts

## REKEYING PINNING PARTS &amp; ACCESSORIES

Function	Style Design	Price
J750-002	#1 Top Pin, 200 pcs/per poly bag	\$0.06
J750-003	#2 Top Pin, 200 pcs/per poly bag	0.06
J750-004	#3 Top Pin, 200 pcs/per poly bag	0.06
J750-005	#0 Bottom Pin, 200 pcs/per poly bag	0.06
J750-006	#1 Bottom Pin, 200 pcs/per poly bag	0.06
J750-007	#2 Bottom Pin, 200 pcs/per poly bag	0.06
J750-008	#3 Bottom Pin, 200 pcs/per poly bag	0.06
J750-009	#4 Bottom Pin, 200 pcs/per poly bag	0.06
J750-010	#5 Bottom Pin, 200 pcs/per poly bag	0.06
J750-011	#6 Bottom Pin, 200 pcs/per poly bag	0.06
J750-012	#7 Bottom Pin, 200 pcs/per poly bag	0.06
J750-013	#8 Bottom Pin, 200 pcs/per poly bag	0.06
J750-014	#9 Bottom Pin, 200 pcs/per poly bag	0.06
J750-015	#2 Master Pin, 200 pcs/per poly bag	0.06
J750-016	#3 Master Pin, 200 pcs/per poly bag	0.06
J750-017	#4 Master Pin, 200 pcs/per poly bag	0.06
J750-018	#5 Master Pin, 200 pcs/per poly bag	0.06
J750-019	#6 Master Pin, 200 pcs/per poly bag	0.06
J750-020	#7 Master Pin, 200 pcs/per poly bag	0.06
J750-021	#8 Master Pin, 200 pcs/per poly bag	0.06
J750-022	#9 Master Pin, 200 pcs/per poly bag	0.06
J750-023	Pin Tumbler Key Gauge	3.80
J750-024	Plug Clip, 50 pcs/per poly bag	0.06
J750-025	Pin Spring, 100 pcs/per poly bag	0.12
J750-026	Cylinder Cap, 50 pcs/per poly bag	0.12
J750-027	Deadbolt Spring, 100 pcs/per poly bag	0.12
J750-028	Deadbolt Cap Pin, 100 pcs/per poly bag	0.06
J750-029	Follower Tool	4.20
J750-030	Cylinder Removing Tool	3.40
J750-001	RCK Lost Balls, 200 pcs/per poly bag	0.04
J250-029	Spanner Wrench for removing cylinder face	1.10
<b>Key Kits</b>		
J250-006	Master Rekeying Kit	\$167.00
J250-007	Retail Key Kit	135.00



## HANDSET THROUGHOLT KITS

## FINISHES

Function	Style/Design	605	609	619	625	626	630	620	716
						for use with 619/625/626/630 finishes			
J250-036	Handleset Throughbolt Kit - throughbolt screw, washer, and cap	\$2.30	\$2.30	.	.	.	\$2.30	\$2.30	\$2.30

- Ordering part includes interior and exterior tailpiece

**Notes: 1)** 630 throughbolt cap also used for 619/625/626



## J Series Parts

- Master keys must be ordered separately and are not added by default

**REKEYING PINNING PARTS & ACCESSORIES**

Function	Style Design	Price
<b>Keys Ordered with Locks or Cylinders</b>		
50-001	Lock Keyed to a Specific Combination	\$10.30
50-215	Extra Cut Keys Ordered on Lock with Cylinder	4.40
<b>Residential Master Keying (RMK)</b>		
50-223	Cylinder Residential Master Keyed	2.60
49-155	Residential Master Key	10.50
<b>Residential Construction Keying (RCK)</b>		
50-224	Cylinder Residential Construction Keyed	2.60
48-155	Residential Construction Key	6.20
<b>Key Blanks</b>		
J750-061	5-Pin Standard Bow, Embossed Both Sides, No Stamping, C-Section Only, (order in quantities of 50)	0.80



**Notes**



## Padlocks



KS43F  
Brass Padlock



KS72F  
Steel Padlock

Padlocks . . . . .	131
Cables & Chains . . . . .	132
Security Hasps . . . . .	134

### Commercial Security - Rekeyable Padlocks

UPC	Description	Shackle Height (in.)	Shackle Cable Link Dia. (in.)	Size (in.)	Size (mm)	Price
720018997412	Brass Padlock 23 Series, K-N-K Cyl 1 1/2" Shackle, KD	1 1/2	5/16	1 25/32	45mm	\$62.60
720018997405	Brass Padlock 23 Series Brass K-N-K Cyl 2" Shackle, KD	2	5/16	1 25/32	45mm	62.80
720018997290	Brass Padlock 43 Series Brass K-N-K Cyl 1 1/2" Shackle, KD	1 1/2	3/8	1 15/16	50mm	66.60
720018997283	Brass Padlock 43 Series Brass K-N-K Cyl 2" Shackle, KD	2	3/8	1 15/16	50mm	67.00
720018997764	Steel Padlock - 72 Round body, K-N-K Cyl 2", KD	2	7/16	2 5/8	67.5mm	72.10



850410  
Laminated Padlock



855156  
Steel Padlock



851226  
Steel Padlock

### FlexSecurity - Non Rekeyable Padlocks

UPC	Description	Shackle Height (in.)	Shackle Cable Link Dia. (in.)	Size (in.)	Size (mm)	Price
720018850410	Covered Laminated Steel Padlock, 2 Pack - KA	1 1/8	1/4	1 1/2	38mm	\$26.20
720018999232	Extra Large "U" Steel Padlock 4" x 11", - KD	11	1/2	7 1/8	181mm	38.00
720018855156	Shackle-less Steel, Round body Padlock - KD	•	3/8	2 7/8	73mm	47.60
720018851226	Steel Padlock, Round body 2" Shackle - KA	2	7/16	2 1/2	63.5mm	37.80
720018994831	Steel Padlock, Round body 2" Shackle - KA, 2-Pack	2	7/16	2 1/2	63.5mm	52.60



## Cables, Chains & Padlocks

### Cables & Chains



999218  
Locking Cable



994862  
Double Looped  
Cable & Padlock



999225  
Locking Resettable  
Combination Cable



001140  
Locking Chain

### FlexSecurity - Cables & Chains

UPC	Description	Shackle Cable Link Dia. (in.)	Loop Height (in.)	Loop Width (in.)	Chain/Cable Length (ft.)	Price
720018001140	Locking Chain - 5' x 5/16" (7mm)	5/16	•	•	5	\$42.80
720018001157	Locking Chain - 4' x 3/16" (5mm)	7/32	•	•	4	26.10
720018994800	Double Looped Cable & Padlock - 4' x 3/8" with Covered Weather-proof Padlock	3/8	2 1/4	•	4	27.20
720018994862	Double Looped Cable & Padlock - 15' x 3/8" with Covered Weather-proof Padlock	3/8	2 1/4	•	15	42.70
720018999201	Rekeyable Locking Cable - 6' x 5/8"	5/8	•	•	6	70.00
720018999218	Locking Cable - 5' x 1/2"	1/2	•	•	5	29.00
720018999225	Locking Resettable Combination Cable - 5' x 3/8"	3/8	•	•	5	30.10





999263  
Double Loop Cable



999461  
Cinch Chain

**FlexSecurity - Double Looped Cables**

UPC	Description	Shackle Cable Link Dia. (in.)	Loop Height (in.)	Loop Width (in.)	Chain/Cable Length (ft.)	Price
720018820406	Double Looped Cable - 7' x 5/8"	5/8	•	3 3/8	7	\$43.00
720018999249	Double Looped Cable - 4' x 3/8"	3/8	•	1 1/8	4	16.70
720018999256	Double Looped Cable - 7' x 3/8"	3/8	•	1 1/8	7	21.40
720018999263	Double Looped Cable - 15' x 3/8"	3/8	•	1 1/8	15	36.30
720018999270	Double Looped Cable - 30' x 3/8"	3/8	•	1 1/8	30	58.30

**FlexSecurity - Cinch Chains**

UPC	Description	Shackle Cable Link Dia. (in.)	Loop Height (in.)	Loop Width (in.)	Chain/Cable Length (ft.)	Price
720018999461	Cinch Ring Security Chain - 3' 3" - (No lock)	1/2	•	•	3.25	\$49.70
720018999478	Cinch Ring Security Chain - 5' - (No Lock)	1/2	•	•	5	94.00




## Cables, Chains & Padlocks

### Security Hasps



855101



855118



855125



994848

### FlexSecurity - Hasps

UPC	Description	Body Size (in.)	Body Size (mm)	Locking Eye Dia. (in.)	Price
720018855101	Vehicle Security Hasp	8 1/2 x 4 1/2	21.6cm x 11.4cm	5/8	\$40.40
720018855118	Flexible Double-Hinged Security Hasp	7 3/4 x 1 3/4	19.7cm x 4.4cm	1/2	12.50



Product Warranties . . . . .	135
General Terms & Conditions . . . . .	142
Standard Product Terms & Conditions . . . . .	147

## PRODUCT WARRANTIES

### COMMERCIAL APPLICATIONS

#### Limited Warranty

Schlage Lock Company, LLC (the "Company") extends a three year limited warranty to the original user of the products manufactured by the Company (the "Products") against defects in material and workmanship from the date of purchase. Certain Products contain restrictions to this limited warranty, additional warranties, or different warranty periods. Please see below for specific Product warranty information.

**What The Company Will Do:** Upon return of the defective Product to the Company or its authorized distributor for inspection, free and clear of all liens and encumbrances and accompanied by the statement of defects of proof of purchase, the Company will replace the Product.

**Original User:** These warranties only apply to the Original User of Products. These warranties are not transferable.

**What Is Not Covered:** The following costs, expenses and damages are not covered by the provisions of this limited warranty: (i) labor costs including, but not limited to, such costs as the removal and reinstallation of Product; (ii) shipping and freight expenses required to return Product to Schlage; (iii) failures, defects, or damage (including, but not limited to, any security failure or loss of data) caused by any third party product, service, or system connected or used in conjunction with the Product; and (iv) any other incidental, consequential, indirect, special and/or punitive damages, whether based on contract, warranty, tort (including, but not limited to, strict liability or negligence), patent infringement, or otherwise, even if advised of the possibility of such damages.

**The provisions of these limited warranties do not apply to Products: (i) used for purposes for which they are not designed or intended; (ii) which have been subjected to alteration, misuse, abuse, negligence, or accident; (iii) which have been improperly stored, installed, maintained, repaired or operated; (iv) which have been used in violation of written instructions provided by Schlage; (v) which have been subjected to improper temperature, humidity, or other environmental**

**conditions (i.e., corrosion); or (vi) which, based on the Company's examination, do not disclose to the Company's satisfaction non-conformance to the warranties. Additionally, the Company will not warrant ANSI A156.2 Grade 2 lever Product installed in educational facilities and student housing.**

**Additional Terms:** The Company does not authorize any person to create for it any obligation or liability in connection with the Products. The Company's maximum liability under these warranties is limited to the purchase price of the Product. No action arising out of any claimed breach of these warranties by the Company may be brought by the Original User more than one (1) year after the cause of action has arisen.

**How Local Law Applies:** These warranties give you specific legal rights, and you may also have other rights permitted by law.

### SPECIFIC PRODUCT WARRANTY RESTRICTIONS/ ADDITIONAL WARRANTIES:

#### ND-Series Levers 7-Year Mechanical Warranty

The limited warranty is for a period of seven (7) years from the date of purchase and is subject to the restrictions of these limited warranties.

#### Small Format Interchangeable Core (SFIC) Warranty

The limited warranty also applies to Schlage locks and housings when used with another manufacturer's cores, or to Schlage cores (i.e, SFIC) when used in another manufacturer's locks and housings. The use of unauthorized cylinder cams or other components with the Products shall void these warranties.

#### Everest® Primus® and Everest Primus XP Limited Lifetime Key Breakage Warranty

A limited lifetime warranty is provided to the original user against breakage and is subject to the restrictions of these limited warranties.

#### Portable Security Limited Lifetime Warranty

A limited lifetime warranty is provided to the original user and is subject to the restrictions of these limited warranties.

### RESIDENTIAL APPLICATIONS

Lifetime Limited Mechanical & Finish Warranty and 3-Year Limited Electronics Warranty



Subject to the terms and conditions of this warranty, Schlage extends a lifetime limited mechanical and finish warranty and a three-year limited electronics warranty to the original consumer user ("Original User") of our Schlage brand product ("Product") against defects in material and workmanship, as long as the Original User occupies the residential premises upon which the Product was originally installed.

**What Schlage will do:** Upon return of the defective Product to Schlage, Schlage's sole obligation, at its option, is to either repair or replace the Product, or refund the original purchase price in exchange for the Product. Original User: This warranty only applies to the Original User of Products. This warranty is not transferable.

**What Is Not Covered:** The following costs, expenses and damages are not covered by the provisions of this limited warranty: (i) labor costs including, but not limited to, such costs as the removal and reinstallation of Product; (ii) shipping and freight expenses required to return Product to Schlage; (iii) failures, defects, or damage (including, but not limited to, any security failure or loss of data) caused by any third party product, service, or system connected or used in conjunction with the Product; and (iv) any other incidental, consequential, indirect, special and/or punitive damages, whether based on contract, warranty, tort (including, but not limited to, strict liability or negligence), patent infringement, or otherwise, even if advised of the possibility of such damages.

**The provisions of this warranty do not apply to Products:** (i) used in commercial applications; (ii) used in common area applications; (iii) used for purposes for which they are not designed or intended; (iv) which have been subjected to alteration, abuse, misuse, negligence or accident; (v) which have been improperly stored, installed, maintained or operated; (vi) which have been used in violation of written instructions provided by Schlage; (vii) which have been subjected to improper temperature, humidity or other environmental conditions; or (viii) which, based on Schlage's examination, do not disclose to Schlage's satisfaction non-conformance to the warranty. Additionally, this warranty DOES NOT COVER scratches, abrasions, or deterioration due to the use of paints, solvents or other chemicals.

**Exclusions:** Oil Rubbed Bronze finish (613) is designed to improve over time and change in appearance, creating a living finish through daily use and thus, finish discoloration is not applicable to the above warranty. Additional terms: Schlage does not authorize any person to create for it any obligation or liability in connection with the Product. Schlage's maximum

liability here under is limited to the original purchase price of the Product. No action arising out of any claimed breach of this warranty by Schlage may be brought by the Original User more than one (1) year after the cause of action has arisen.

**How local law applies:** This warranty gives you specific legal rights, and you may also have other rights as otherwise permitted by law. If this Product is considered a consumer product, please be advised that some local laws do not allow limitations on incidental or consequential damages or how long an implied warranty lasts, so that the above limitations may not fully apply. Refer to your local laws for your specific rights under this warranty.

**Guaranteed Fit Program:** Schlage products are designed to fit standard residential door preparations and retrofit existing tubular locks. Note: Mortise locks and preparations are not considered standard and are not guaranteed under this program. During the initial installation, if there is a problem with the Product's performance, the Original User may simply contact Schlage Customer Service at 888-805-9837 in the U.S. and Canada or 800-506-7866 in Mexico for assistance.

**Program and warranty claims:** If you encounter a residential door preparation or fit issue under the Guaranteed Fit Program or have a claim under this warranty, please contact Schlage Customer Service for repair, replacement or refund of the original purchase price in exchange for the return of the Product to Schlage.

### J-Series Lifetime Mechanical Warranty and 5-year Finish Warranty

Subject to the terms and conditions of this warranty, Schlage Lock Company, LLC ("Schlage") extends a lifetime limited mechanical and 5-year finish warranty to the original consumer user ("Original User") of Dexter by Schlage products ("Product") against defects in material and workmanship, as long as the Original User occupies the residential premises upon which the Product was originally installed.

**What Schlage will do:** Upon return of the defective Product to Schlage, Schlage's sole obligation, at its option, is to either repair or replace the Product, or refund the original purchase price in exchange for the Product. Original User: This warranty only applies to the Original User of Products. This warranty is not transferable.



**What is not covered:** The following costs, expenses and damages are not covered by the provisions of this limited Warranty: (i) labor costs including, but not limited to, such costs as the removal and reinstallation of Product; (ii) shipping and freight expenses required to return Product to Schlage; and (iii) any other incidental, consequential, indirect, special and/or punitive damages, whether based on contract, warranty, tort (including, but not limited to, strict liability or negligence), patent infringement, or otherwise, even if advised of the possibility of such damages. Some local laws do not allow the exclusion or limitation of incidental or consequential damages, so the above exclusion or limitation may not apply to you.

**The provisions of this warranty do not apply to Products:** (i) used in commercial applications; (ii) used in common area applications; (iii) used for purposes for which they are not designed or intended; (iv) which have been subjected to alteration, abuse, misuse, negligence or accident; (v) which have been improperly stored, installed, maintained or operated; (vi) which have been used in violation of written instructions provided by Schlage; (vii) which have been subjected to improper temperature, humidity or other environmental conditions; or (viii) which, based on Schlage's examination, do not disclose to Schlage's satisfaction non-conformance to the warranty. Additionally, this warranty DOES NOT COVER scratches, abrasions, or deterioration due to the use of paints, solvents or other chemicals.

#### **PRODUCT WARRANTIES, ADDITIONAL TERMS & CONDITIONS:**

Commercial and Residential Applications

**Additional Terms:** The Company does not authorize any person to create for it any obligation or liability in connection with the Products. The Company's maximum liability under these warranties is limited to the purchase price of the Product. No action arising out of any claimed breach of these warranties by the Company may be brought by the Original User more than one (1) year after the cause of action has arisen.

**How Local Law Applies:** This warranty gives you specific legal rights, and you may also have other rights as otherwise permitted by law.

**Note:** Should the Product be considered a consumer product as may be covered by the Magnusson Moss Federal Warranty Act, please be advised that: (1) Some states do not allow limitations or incidental consequential damages or how long an implied warranty lasts so that the above limitations may not fully apply; and (2) This warranty gives specific legal rights and a user may have other rights which may vary from state to state.

#### **For warranty service and shipping instructions contact:**

Schlage Customer Commitment Center  
2119 East Kansas City Road  
Olathe, KS 66061  
(800) 847-1864, Option 1  
(888) 805-9837 Consumer  
Fax (800) 366-5625

The Schlage Lock Company, LLC reserves the right to make changes in designs and specifications or to make additions or improvements on its products without notice and without incurring any obligation to incorporate them on products previously manufactured. The Schlage Lock Company, LLC is not responsible for any modification, addition or alteration to our products by others.

#### **DISTRIBUTION FUNCTION AND LOCATION POLICY**

The Schlage customer relationship includes the nonexclusive area of primary sales responsibility and the channel of distribution assigned by Schlage. It is vital to our success and for the effective management of the distribution of our products that the Schlage customer relationship, once it is satisfactorily established between us, should not be changed without our approval. Therefore, after selection by Schlage as a distributor of one or more of Schlage products, a customer should continue to perform that distribution function from the location of its business at the place or places utilized at the time of selection. A customer should not change its Schlage distribution function or establish a different or additional location without the prior written consent of Schlage.

Schlage reserves the right to discontinue, after appropriate notice, sale of its products to any customer which refuses to adhere to this policy. Schlage also reserves the right to change, in its sole discretion, the number and locations of the distributors authorized to distribute its products in any area. This determination will be based upon, among other considerations, the success or failure in developing the market for Schlage products.

#### **HARDWARE FINISHES**

Schlage Lock finishes are durable, top quality finishes obtained by the careful processing of solid brass, bronze, stainless steel or other materials. Where required, a protective clear coating is applied and cured under high temperature. It is important that climatic conditions and usage be taken under consideration when selecting finishes. This is especially true in areas subjected to strong corrosive vapors, humid



climate or sea air which, in a short time, may have a damaging effect on metal finishes. The longevity and preservation of the finish appearance is determined by base metal and finishing process. Clear protective coating or other organic finishing applications may require different methods of cleaning and care. As an example, non-clear coated finishes should not be cleaned with soaps or any solvents; organically coated surfaces should periodically be cleaned with a mild, nonabrasive soap and buffed lightly with a clean cloth. The type of base metal and finishing techniques must be considered when applying any cleaning or preservative method. Contact the Schlage Technical Services Department for further information on the care of finished hardware.

In some instances, for customer convenience, the most appropriate BHMA finish symbols are used to indicate similarity of appearance, regardless of base metal of finishing process. A, AL, D, ND, F, FA, H, S, S200-Series and Dexter by Schlage levers are zinc-based material and are plated to match finishes indicated. Finishes of latches, strikes, cylinders/cores, and visible mounting screws, though similar in appearance, may differ from the finish of the trim. Finish numbers in the 600-Series are the BHMA (Builders Hardware Manufacturers Association) industry standard.

### Finish Codes and Descriptions:

The nearest old U.S. equivalent code designations are shown in parenthesis ( ).

Code	Description
<b>505</b>	Bright Brass
<b>605</b> (3)	BRIGHT BRASS, Clear Coated
<b>608</b>	Satin Brass
<b>609</b> (5)	ANTIQUE BRASS, Satin Brass, Blackened, Satin Relieved, Clear Coated
<b>613*</b> (10B)	OIL RUBBED BRONZE, Oxidized Satin Bronze, Oil Rubbed, No Coating
<b>618</b>	Polished Nickel
<b>619</b> (15)	SATIN NICKEL, Satin Nickel Plated, Clear Coated
<b>620</b> (15A)	ANTIQUE PEWTER, Satin Nickel Plated, Blackened, Satin Relieved, Clear Coated
<b>621</b>	Distressed Nickel, Clear Coated
<b>622</b>	MATTE BLACK, Coated
<b>625</b> (26)	BRIGHT CHROMIUM PLATED, No Coating
<b>626</b> (26D)	SATIN CHROMIUM PLATED, No Coating
<b>630</b> (32D)	SATIN STAINLESS STEEL, No Coating
<b>716</b>	AGED BRONZE, Clear Coated

\* Oil rubbed bronze (613) is considered a category "B" finish by ANSI/BHMA and will vary in color when applied to different alloys and forms of base material. 613 will also vary from production lot and additionally from one manufacturer to another. Oil rubbed bronze will wear off over time due to the "rubbed" finishing method that has no protective coating or plating.

Dexter J Series Grade 3 finishes have durable, top quality finishes obtained by the careful processing of solid brass, stainless steel or other materials. Where required, a protective clear coating is applied and cured under high temperature. It is important that climatic conditions and usage be taken under consideration when selecting finishes. This is especially true in areas subjected to strong corrosive vapors, humid climate or sea air which, in a short time, may have a damaging effect on metal finishes. The longevity and preservation of the finish appearance is determined by base metal and finishing process. Clear protective coating or other organic finishing applications may require different methods of cleaning and care. As an example, non-clear coated finishes should not be cleaned with soaps or any solvents; organically coated surfaces should periodically be cleaned with a mild, non-abrasive soap and buffed lightly with a clean cloth. The type of base metal and finishing techniques must be considered when applying any cleaning or preservative method. Contact the Schlage Technical Service Department for further information on the care of finished hardware.

In some instances, for customer convenience, the most appropriate Builders Hardware Manufacturers Association (BHMA) finish symbols are used to indicate similarity of appearance, regardless of base metal of finishing process. J-Series levers are zinc-based material and are plated to match finishes indicated. Finish numbers in the 600-Series are the BHMA industry standard. The nearest old U.S. equivalent code designations are shown in parentheses. Refer to each lock series section for standard finish availability.

### Finish Codes and Descriptions:

Code	Description
<b>605</b> (US3)	BRIGHT BRASS, Clear Coated
<b>609</b> (US5)	ANTIQUE BRASS, Satin Brass, Blackened, Satin Relieved, Clear Coated
<b>619</b> (US15)	SATIN NICKEL, Clear Coated
<b>620</b> (US15A)	ANTIQUE PEWTER, Clear Coated
<b>625</b> (US26)	BRIGHT CHROME, Clear Coated
<b>626</b> (US26D)	SATIN CHROME, No Coating
<b>630</b> (US32D)	SATIN STAINLESS STEEL, No Coating
<b>716</b>	Aged Bronze, Clear Coated



### Lifetime Mechanical Warranty

Schlage Lock Company, LLC ("Schlage") extends a lifetime Mechanical Warranty to the original user ("User") of Dexter by Schlage products ("Product") against mechanical defects in material and workmanship as long as the User occupies the residential premises in which the Product was originally installed.

This warranty DOES NOT COVER (i) product finish, (ii) abused or misused Products, or (iii) Products used in commercial applications. Upon return of a defective Product to Schlage, Schlage shall either replace the Product or refund the purchase price in exchange for the Product.

SCHLAGE MAKES NO OTHER WARRANTY, CONDITION OR REPRESENTATION OF ANY KIND WHATSOEVER, EXPRESSED OR IMPLIED, STATUTORY OR OTHERWISE, EXCEPT THAT OF TITLE, AND ALL IMPLIED WARRANTIES AND CONDITIONS RELATING TO MERCHANTABILITY AND FITNESS FOR A PARTICULAR PURPOSE, ARE HEREBY DISCLAIMED. IN NO EVENT SHALL SCHLAGE BE LIABLE FOR ANY INCIDENTAL, SPECIAL, INDIRECT, PUNITIVE OR CONSEQUENTIAL DAMAGES ARISING FROM THE SALE, USE OR MISUSE OF THIS PRODUCT.

Note: Some states do not allow limitations on incidental, special, or consequential damages, so the above limitations may not fully apply.

This warranty gives specific legal rights, and you may also have other rights which vary from state to state.

### 5-Year Finish Warranty

Schlage Lock Company, LLC ("Schlage") extends a 5-Year Finish Warranty to the original user ("User") of Dexter by Schlage products ("Product") against tarnishing, and damage from corrosives like salt, sun, humidity and cleaning products for a period of 5 years provided that the User continues to occupy the residential premises in which the Product was originally installed.

This warranty DOES NOT COVER (i) scratches or abrasion, (ii) abused or misused Products, or (iii) Products used in commercial applications. Upon return of a defective Product to Schlage, Schlage shall either replace the Product or refund the purchase price in exchange for the Product.

SCHLAGE MAKES NO OTHER WARRANTY, CONDITION OR REPRESENTATION OF ANY KIND WHATSOEVER, EXPRESSED OR IMPLIED, STATUTORY OR OTHERWISE, EXCEPT THAT OF TITLE, AND ALL IMPLIED WARRANTIES AND CONDITIONS RELATING TO MERCHANTABILITY AND FITNESS FOR A PARTICULAR PURPOSE, ARE HEREBY DISCLAIMED. IN NO EVENT SHALL SCHLAGE BE LIABLE FOR ANY INCIDENTAL, SPECIAL, INDIRECT, PUNITIVE OR CONSEQUENTIAL DAMAGES ARISING FROM THE SALE, USE OR MISUSE OF THIS PRODUCT.

**Note:** Some states do not allow limitations on incidental, special, or consequential damages, so the

above limitations may not fully apply. This warranty gives specific legal rights, and you may also have other rights which vary from state to state.

### Product Warranties, Additional Terms and Conditions

THE COMPANY MAKES NO OTHER WARRANTY, AND ALL IMPLIED WARRANTIES INCLUDING ANY WARRANTY OF MERCHANTABILITY OR FITNESS FOR A PARTICULAR PURPOSE ARE HEREBY DISCLAIMED. THE COMPANY'S MAXIMUM LIABILITY HEREUNDER IS LIMITED TO THE PURCHASE PRICE OF THE PRODUCT. IN NO EVENT SHALL THE COMPANY BE LIABLE FOR ANY CONSEQUENTIAL, INDIRECT, INCIDENTAL OR SPECIAL DAMAGES OF ANY NATURE ARISING FROM THE SALE OR USE OF THIS PRODUCT, WHETHER IN CONTRACT, TORT, STRICT LIABILITY OR OTHERWISE.

Should the Product be considered a consumer product as may be covered by the Magnusson Moss Federal Warranty Act, please be advised that:

(1) Some states do not allow limitations on incidental consequential damages or how long an implied warranty lasts so that the above limitations may not fully apply; (2) This warranty gives specific legal rights and a buyer may also have other rights which may vary from state to state.

For warranty service and shipping instructions, contact the:

Schlage Customer Commitment Center  
2119 East Kansas City Road  
Olathe, KS 66061  
(800) 847-1864, option 1  
(888) 805-9837, consumer  
fax (800) 366-5625

Schlage reserves the right to make changes in designs and specifications or to make additions or improvements on its products without notice and without incurring any obligation to incorporate them on products previously manufactured. Schlage is not responsible for any modification, addition or alteration to our products by others.

### Distribution Function and Location Policy

The Schlage customer relationship includes the nonexclusive area of primary sales responsibility and the channel of distribution assigned by Schlage. Each member of the Schlage channel of distribution is free to sell in any area and at any price. It is vital to our success and for the effective management of the distribution of our products that the Schlage customer relationship, once it is satisfactorily established between us, should not be changed without our approval. Therefore, after selection by Schlage as a distributor of one or more of Schlage products, a customer should continue to perform that distribution function from the location



of its business at the place or places utilized at the time of selection. A customer should not change its Schlage distribution function or establish a different or additional location without the prior written consent of Schlage.

Schlage reserves the right to discontinue, after appropriate notice, sale of its products to any customer which refuses to adhere to this policy. Schlage also reserves the right to change, in its sole discretion, the number and locations of the distributors authorized to distribute its products in any area. This determination will be based upon, among other considerations, the success or failure in developing the market for Schlage products.

### CONNECTED HOME PRODUCTS WARRANTY

**PATENT NOTICE:** Schlage® products and those of its subsidiary companies and licensees may be covered by both issued and pending U.S. and foreign patents, copyrights and trademarks.

Manufactured items are covered by one or more of the following patents:

5070715	5152558	5308131	5395144	5593193
5598726	5640863	5683127	5715717	5765412
5769472	5809816	5816086	5820290	5881590
5918916	6286347	6297725	6523375	6533336
6540274	6581426	6802546	6905773	6926319
7143477	7159424	D372417	D372854	D406056
D406528	D426452	D428324	D450558	D457048
D457049	D458829	D467155	D472788	D487388
D520331	D520332	D537702	D541620	D543435

**LOCK PRODUCT:** Lifetime Limited Mechanical and Finish Warranty and 3-Year Limited Electronics Warranty Subject to the terms and conditions of this warranty, Schlage extends a lifetime limited mechanical and finish warranty and a three- year limited electronics warranty to the original consumer user ("Original User") of our Schlage brand lock product ("Lock Product") against defects in material and workmanship, as long as the Original User occupies the residential premises upon which the Lock Product was originally installed.

**Guaranteed Fit Program:** Schlage Lock Products are designed to fit standard residential door preparations and retrofit existing tubular locks. Note: Mortise locks and preparations are not considered standard and are not guaranteed under this program. During the initial installation, if there is a problem with the Lock Product's performance, the Original User may simply contact Schlage Customer Service at 877-288- 7707 in the U.S. and Canada.

**NON-LOCK PRODUCT:** 1-Year Limited Mechanical and Electronics Warranty Subject to the terms and conditions of this warranty, Schlage extends a 1-year limited mechanical and electronics warranty to the original consumer user ("Original User") of our Schlage brand non-lock

product used in conjunction with our Lock Product ("Non- Lock Product") against defects in material and workmanship, as long as the Original User occupies the residential premises upon which the Lock Product was originally installed. "Lock Product" and "Non-Lock Product" are collectively referred to herein as "Product".

**What Schlage will do:** Upon return of the defective Product to Schlage, Schlage's sole obligation, at its option, is to either repair or replace the Product, or refund the original purchase price in exchange for the Product.

**Original User:** This warranty only applies to the Original User of Products. This warranty is not transferable.

**What is not covered:** The following costs, expenses and damages are not covered by the provisions of this limited warranty: (i) labor costs including, but not limited to, such costs as the removal and reinstallation of Product; (ii) shipping and freight expenses required to return Product to Schlage; (iii) failures, defects, or damage (including, but not limited to, any security failure or loss of data) caused by any third party product, service, or system connected or used in conjunction with the Product; and (iv) any other incidental, consequential, indirect, special and/or punitive damages, whether based on contract, warranty, tort (including, but not limited to, strict liability or negligence), patent infringement, or otherwise, even if advised of the possibility of such damages. The provisions of this warranty do not apply to Product: (i) used in commercial applications; (ii) used in common area applications; (iii) used for purposes for which they are not designed or intended; (iv) which have been subjected to alteration, abuse, misuse, negligence or accident; (v) which have been improperly stored, installed, maintained or operated; (vi) which have been used in violation of written instructions provided by Schlage; (vii) which have been subjected to improper temperature, humidity or other environmental conditions; or (viii) which, based on Schlage's examination, do not disclose to Schlage's satisfaction non-conformance to the warranty. Additionally, this warranty DOES NOT COVER scratches, abrasions, or deterioration due to the use of paints, solvents or other chemicals.

**Exclusions:** Oil Rubbed Bronze finish (613) is designed to improve over time and change in appearance, creating a living finish through daily use and thus, finish discoloration is not applicable to the above warranty. Additional terms: Schlage does not authorize any person to create for it any obligation or liability in connection with the Product. Schlage's maximum liability hereunder is limited to the original purchase price of the Product. No action arising out of any claimed breach of this warranty by Schlage may be brought by the Original User more than one (1) year after the cause of action has arisen.



**How local law applies:** This warranty gives you specific legal rights, and you may also have other rights as otherwise permitted by law. If this Product is considered a consumer product, please be advised that some local laws do not allow limitations on incidental or consequential damages or how long an implied warranty lasts, so that the above limitations may not fully apply. Refer to your local laws for your specific rights under this warranty.

**Program and warranty claims:** If you encounter a residential door preparation or fit issue under the Guaranteed Fit Program or have a claim under this warranty, please contact Schlage Customer Service for repair, replacement or refund of the original purchase price in exchange for the return of the Product to Schlage.



## GENERAL TERMS & CONDITIONS

### SCHLAGE GENERAL TERMS AND CONDITIONS OF SALE AND SERVICE

**1. GENERAL.** (a) This Agreement contains the terms and conditions by which Company will quote and sell its Products and Services to Customer. (b) The terms "purchase order" or "order" for the purposes of this Agreement include the term "request for quotation," as appropriate. (c) This Agreement supersedes all pre-printed and boilerplate terms and conditions set forth in any purchase order issued by Customer. (d) No reference herein to Customer's purchase order will in any way incorporate different or additional terms and conditions which are hereby objected to. (e) ANY ACCEPTANCE BY COMPANY OF CUSTOMER'S PURCHASE ORDER IS EXPRESSLY CONDITIONED ON THE CUSTOMER'S ASSENT TO AND ACCEPTANCE OF THE TERMS AND CONDITIONS CONTAINED IN THIS AGREEMENT. (f) In the event of a conflict between this Agreement and a purchase order issued by Customer, the terms of this Agreement will prevail. In the event of a conflict between this Agreement and any specific Product or Service terms and conditions, the specific Product or Service terms and conditions will prevail.

### 2. SCOPE OF PRODUCTS AND SERVICES AND ORDERS.

(a) **Scope of Products and Services.** The scope of the Products and Services (including, but not limited to location) are (i) attached to this Agreement, (ii) separately furnished by Company to Customer, or (iii) subject to Section 1 herein, contained in an order submitted by Customer. Non-standard finishes and special items may be available. Contact Company for such availability. All Products that come in "kits" cannot be sold as individual pieces. See the specific product terms and conditions for exceptions. (b) **Orders.** All orders submitted by Customer must be in written form acceptable to Company. A minimum net Product or Service order value, excluding freight charges, may be required for each order. Such minimum net Product or Service order value will be (i) attached to this Agreement; (ii) separately identified in the specific Product Price Book; or (iii) separately furnished by Company to Customer. In the event the order value does not meet any required minimum net Product or Service value, Company will, at its sole discretion, either (i) increase the quantity of items in the order to meet the minimum net Product or Service value provided herein; (ii) apply a minimum order charge; or (iii) reject the order. (c) **Receipt of an Order.** Company will acknowledge receipt of each order issued in

accordance with this Agreement and will notify Customer whether such order has been accepted or rejected, in whole or in part, by Company. If Company fails to acknowledge receipt of an order, within a reasonable time period, such failure to acknowledge receipt will be deemed a rejection of the entire order. (d) **Changes to Orders.** Any changes to orders must be acknowledged by Company in writing. Company reserves the right to deny any changes to orders, which have been previously acknowledged by Company. The time period for making any changes to orders for Products will be (i) attached to this Agreement; (ii) separately identified in the specific Product Price Book; or (iii) separately furnished by Company to Customer. All changes to orders are subject to a change order charge of 25% of the net Product or Service value or \$25.00, whichever is greater, plus the cost of fabrication or raw material that will need to be purchased for the change order. Unless otherwise specified by Company in writing, any changes to orders acknowledged by Company that affect the delivery date will be deemed a new order and will require acknowledgement by Company as provided in this Section 2. (e) **Cancellation of Orders.** All cancelled orders are subject to Company's written acknowledgement to be valid. The time period for order cancellations will be (i) attached to this Agreement; (ii) separately identified in the specific Product Price Book; or (iii) separately furnished by Company to Customer. All cancelled orders acknowledged by Company are subject to a cancellation charge of 25% of the net Product or Service value or \$25.00, whichever is greater, plus the cost of any fabrication or raw materials that have purchased for the order.

**3. PRICES AND PAYMENT.** (a) **Prices.** The prices specified by Company are subject to change, without notice, to Company's prices in effect at the time of each shipment of Products or performance of Services. Additional charges may be applied for product modification or engineering services. Oral prices specified by Company are null and void. (b) **Invoices.** Company will submit invoices to Customer stating amounts due. (c) **Payment Terms.** Payment terms are 2% cash discount 20 days, net 35 days from date of invoice. Payment will be made in United States dollars. (d) **Credit Terms.** All orders are subject to Company's credit limit and terms of credit required by Company or contained in Company's credit application, which is subject to change by Company at any time either before or after



delivery of any part of the order. Company reserves the right to request payment in advance of shipment or any order or to request adequate assurances for Customer's payment of an order and may withhold or stop shipment, without any liability to Company, until Customer submits payment or assurance of payment, as required by Company. (e) **Default.** If Customer is in default in payment or otherwise with respect to any order for Products or Services or any other contract with Company, Company shall have the right, in addition to all other legal remedies and without prejudice to any of its right hereunder, to defer further shipments until such default is corrected and to declare all outstanding bills of Customer to be immediately due and payable. (f) **Taxes.** Any taxes, charges, or duties imposed by any governmental authority on the sale of Products or Services will be paid by Customer, in addition to the selling price specified by Company. (g) **Late Payment Charge.** A late payment charge of 1.5% per month equivalent to 18% per annum will be charged on past due balances owed Company. Provided however, that in the event that applicable governmental law sets a maximum rate for late payment fees which is less than 18% per annum, then the late payment charge assessed will be set at the maximum rate permitted by law.

#### **4. INSPECTION, DELIVERY, SHIPPING, FREIGHT CHARGES, CLAIMS, AND PACKING.**

(a) **Inspection.** Inspection of Products and Services will be done by Customer immediately after receipt of Products or completion of Services. Inspection of Products or Services by Customer at Company's facility is not permitted. (b) **Delivery.** Product delivery schedules are based upon current production capacities, material or component availability, and inventory, and may be changed by Company as conditions require. Service delivery schedules are based upon prompt receipt of, and prompt access to, Customer's equipment and all information necessary to complete the Services. In no event will Product or Service delivery dates be construed as falling within the meaning of "time is of the essence." Partial delivery shall be accepted by Customer and paid for at the price and on the terms stated herein. Any partial delivery of Products or Services, shall constitute a separate sale and payment shall be separately made when due. If any part of the Products or Services are not delivered by Company in accordance with Customer's order, this Agreement shall not be affected thereby. (c) **Shipping.** Unless otherwise specified by Company, (i) where the Customer is located in the United States, all Products will be sold "Uniform Commercial Code, F.O.B. Origin, Company's factory"; and (ii) where the Customer is

located outside of the United States, all Products will be sold "Incoterms 2000, Ex-works, Company's factory." In either instance, title and risk of loss will pass to Customer upon delivery to the carrier at Company's factory. Provided however, a security interest will remain in the Products, regardless of mode of attachment to realty or other property, until full payment has been made therefore, and Customer agrees, upon request, to do all things and acts necessary to protect Company's interest by adequately insuring the Products against loss from damage from any cause and to have Company named as an additional insured. Copies of all Certificates of Insurance will be provided to Company upon request. Customer will also assist Company in providing all necessary documents or signatures required to file any documents to perfect Company's interest in such Products. (d) **Freight Charges.** All freight charges will be (i) attached to this Agreement; (ii) separately identified in the specific Product Price Book; or (iii) separately furnished by Company to Customer. (e) **Claims.** All claims for loss or damage to Products while in the care, custody, and/or control of a carrier will be the responsibility of Customer, who will submit any claims.. (f) **Packing.** Company will pack, mark, and ship the Products according to its standard procedures for shipment, unless the parties agree, in writing, that Company will comply with any special instructions provided by Customer. Compliance with special instructions may result in an increased price.

**5. CLAIMS.** (a) All claims must be submitted in writing to Company as follows: (i) All claims for prices must be submitted within thirty (30) days from the date of invoice. (ii) All claims for Product quantity or incorrect orders must be submitted within ten (10) days from the date of delivery. (iii) All claims for damage to Products (while in the care, custody, and control of Company) must be submitted within thirty (30) days from the date of invoice.

**6. PRODUCT CHANGES.** Company reserves the right to change without notice the design of, or the process of manufacturing, the Products covered by this Agreement; provided that the foregoing will not be construed as relieving Company from its obligation to deliver Products which conform to the specifications which Company may have furnished to Customer.

**7. PRODUCT RETURNS.** Products may not be returned unless Customer receives written authorization from Company. If returns are authorized by Company, a return merchandise authorization ("RMA") number must be provided by Company. Products identified under such RMA must be returned to Company within 90 days of issuance of the RMA. Such RMA number and any accompanying RMA documents,



the original invoice number, and a written explanation for the return must be included with the returned Products in order for Company to inspect and approve a credit for the return. Such credit will only be issued if, after Company's receipt and inspection of Products, Company approves the return. Only those Products which have been in Customer's inventory no more than 180 days from the date of shipment by Company and which are current, standard, non-obsolete, non-specially manufactured, unused, in their original condition as at the time of sale by Company to Customer, and are in their original packaging may be considered by Company for return. In the event Company approves a return, a credit will be made to Customer's account less freight, and a handling and reprocessing charge of 35% of the net material value on the original invoice. Products requiring reconditioning to return the Products to a saleable condition may be credited to Customer's account less freight and a handling and reprocessing charge of 50% of the net material value and less 2% for the cash discount allowance on the original invoice.

### **8. TECHNICAL INFORMATION AND ADVICE.**

(a) All designs, data, and specifications provided by Company are proprietary and will not be disclosed or reused by Customer without the prior written consent of Company. (b) Company assumes no obligation or liability for any advice given by Company, the results obtained, or damages incurred, and all such advice is given and accepted at Customer's risk.

**9. LIMITED WARRANTY.** (a) Company's Standard Limited Warranty(ies) relating to Products or Services are applicable to this Agreement. The limited warranty(ies) are (i) attached to this Agreement; (ii) separately identified in the specific Product Price Book; or (iii) separately furnished by Company to Customer. (b) (i) In the event that certain Product warranties are not attached to this Agreement or separately furnished, Company warrants only to Customer that Products will be free from defects in material and workmanship for a period of 12 months from the date of shipment of the Products. Company's sole obligation under this warranty is limited to repairing or replacing, at its option, the defective Products. (ii) The provisions of this limited Product warranty do not apply to Products: (A) used for the purposes for which they are not designed or intended; (B) which have been repaired or altered without Company's prior written consent; (C) which have been subjected to misuse, abuse, negligence, or accident; (D) which have been improperly stored, installed, maintained, or operated; (E) which have been used in violation of written instructions provided by Company to Customer; (F) which have subjected

to improper temperature, humidity, or other environmental conditions; (G) which have been affected by normal wear and tear; or (H) which, based on Company's examination, do not disclose to Company's satisfaction nonconformance to the warranty. (c)(i) In the event that certain Service warranties are not attached to this Agreement or separately furnished, Company warrants only to Customer that the Services will be free from defects in material and workmanship for a period of 6 months from the date of completion of the particular items of Service. Company's sole obligation under this warranty is limited to repairing or reperformance, at its option, of the Service; provided however, if repair or reperformance is either impractical or impossible, the Company will refund to Customer that portion of the price paid to the Company for the defective item of Service. This warranty only applies if the company is given written notice of the defect or nonconformance by the Customer within 30 days of discovery. (ii) The provisions of this limited Service warranty does not apply to any defects or issues with the design or performance of equipment or products not manufactured by Company, nor does it apply to any code compliance or permit requirements for the assembly, installation, erection, or construction of any goods.

(d) **NO OTHER WARRANTIES, EXPRESS OR IMPLIED, ARE MADE WITH RESPECT TO THE PRODUCTS OR SERVICES INCLUDING, BUT NOT LIMITED TO, ANY IMPLIED WARRANTY OF MERCHANTABILITY OR FITNESS FOR A PARTICULAR PURPOSE.**

(e) The following costs and expenses are not covered by the provisions of these limited warranties: (i) labor costs for the removal and reinstallation of Products or other manufacturer's products; (ii) shipping and freight expenses required to return Products to Company; (iii) normal maintenance; and (iv) economic losses. In addition, the provisions of this warranty are not applicable to anything other than defects in Company's material (products only) or workmanship.

**10. CUSTOMER'S REMEDIES. THE CUSTOMER'S EXCLUSIVE AND SOLE REMEDY ON ACCOUNT OF, OR IN RESPECT OF, THE FURNISHING OF PRODUCTS OR SERVICES THAT DO NOT CONFORM TO THIS AGREEMENT WILL BE TO (A) SECURE REPAIR OR REPLACEMENT OF THE PRODUCTS; OR (B) SECURE REPAIR OR REPERFORMANCE OF THE SERVICES OR TO OBTAIN A REFUND OF THE PRICE PAID FOR THE DEFECTIVE SERVICE, ALL AT COMPANY'S OPTION. IN NO EVENT WILL THE COMPANY'S MAXIMUM LIABILITY EXCEED THE SELLING PRICE FOR THE PRODUCTS OR ITEM OF SERVICE.**



**11. LIMITATION OF LIABILITY. IN NO EVENT WILL COMPANY BE LIABLE FOR INCIDENTAL, CONSEQUENTIAL, INDIRECT, SPECIAL, OR PUNITIVE DAMAGES INCLUDING, BUT NOT LIMITED TO, LOSS OF USE OF THE PRODUCTS, SERVICE INTERRUPTION, LOSS OF PROFITS, LOSS OF REVENUE, INTEREST, LOST GOODWILL, WORK STOPPAGE, IMPAIRMENT OF OTHER GOODS, LOSS BY REASON OF SHUTDOWN OR NON-OPERATION, INCREASED EXPENSES OF OPERATION, OR CLAIMS OF CUSTOMER'S CUSTOMERS, WHETHER BASED ON CONTRACT, WARRANTY, TORT (INCLUDING, BUT NOT LIMITED TO, STRICT LIABILITY OR NEGLIGENCE), PATENT INFRINGEMENT, OR OTHERWISE, EVEN IF ADVISED OF THE POSSIBILITY OF SUCH DAMAGES.**

**12. STATUTE OF LIMITATIONS. NO ACTION ARISING OUT OF ANY CLAIMED BREACH OF THIS AGREEMENT BY COMPANY MAY BE BROUGHT BY CUSTOMER MORE THAN ONE (1) YEAR AFTER THE CAUSE OF ACTION HAS ARISEN.**

**13. CONSUMER PRODUCTS.** With respect to "consumer products" as defined under the Magnuson-Moss Warranty Act ("MMWA"), the following statements are made. (a) Some states do not allow limitations on how long an implied warranty lasts, so the above limitation may not apply to you. IF ANY IMPLIED WARRANTY IS PROVIDED UNDER THE MMWA, IT IS LIMITED TO THE DURATION OF THE WARRANTY PROVIDED IN SECTION 9 ABOVE. (b) Some states do not allow the exclusion or limitation of incidental or consequential damages, so the above limitation or exclusion may not apply to you. (c) This warranty gives you specific legal rights and you may also have other rights which vary from state to state.

**14. FORCE MAJEURE.** Any delay or failure of Company to perform its obligations hereunder will be excused to the extent that it is caused by an event or occurrence beyond its control such as, by way of example and not by way of limitation, acts of God, actions by any governmental authority (whether valid or invalid), governmental laws and regulations not presently in effect, fires, floods, windstorms, explosions, riots, natural disasters, wars, sabotage, accidents, labor problems (including, but not limited to, lockouts, strikes, and slowdowns) at Company's facility, its source plant or their suppliers, inability to obtain power, material, labor equipment, or transportation, or court injunction or order. The delivery date will be extended for a time equal to that of the delay and the schedule for Company's performance will be deemed adjusted in the individual order(s) to that effect.

## **15. ENTIRE AGREEMENT AND AMENDMENT.**

This Agreement, together with any attachments or supplements specifically referenced in this Agreement, constitutes the entire agreement between the parties hereto and supersedes all previous communications, representations, or agreements, either oral or written, between the parties hereto with respect to the subject matter hereof. No agreement or understanding varying or expanding this Agreement will be binding upon either party hereto unless it is in writing and signed by a duly authorized representative thereof.

**16. TERMINATION.** (a) This Agreement may be terminated by either party by giving 30 days' written notice to the other party in the event of failure by such other party to fulfill any of its obligations hereunder. However, if during the period of such notice, such other party remedies such failure, this Agreement will continue with the same force and effect as if such notice had not been given. (b) This Agreement may be terminated upon the written mutual consent of the parties. (c) Either party may immediately terminate this Agreement by giving written notice to the other party in the event of the happening of any of the following or any other comparable event: (i) insolvency of the other party; (ii) filing of a petition in bankruptcy by or against the other party; (iii) appointment of a receiver or trustee for the other party; or (iv) execution of an assignment for the benefit of creditors by the other party, all of which will allow Company to demand reclamation of all affected orders. (d) Except as provided in this section 16, Customer may not terminate this Agreement, in whole or in part, unless Company's prior written consent is obtained and Customer agrees to pay all of Company's cancellation charges.

**17. GOVERNING LAW; VENUE; AND EXPENSES.** (a) This Agreement and any disputes or controversies arising hereunder will be governed by and construed according to the internal laws of the State of Indiana, United States of America, without regard to its conflict of law principles, and not including the United Nations Convention on Contracts for the International Sale of Goods. (b) Jurisdiction and venue with respect to any action, proceeding, or suit in connection with this Agreement will reside in the courts of the State of Indiana. (c) Customer agrees to pay for all expenses (including attorney's fees) incurred by Company in enforcing the obligations of Customer under this Agreement.

**18. COMPLIANCE WITH LAWS, EXPORT CONTROLS, CERTIFICATIONS, AND NUCLEAR LIABILITY.** (a) This Agreement is be subject to, and Company and Customer will comply with, all laws and export controls, regulations, rules, orders, licenses, requirements, and governmental requests now or



hereafter in effect in the United States of America that pertain to the Products or the initial sale of the Products or that pertain to Services. Provided however, Company is not responsible for obtaining or maintaining any permits for the performance of Services or the verification or compliance with any code requirements relative to the performance of Services. To the extent any sale of Products or Services pursuant to this Agreement may require approval of the U.S. Government, Company's obligations under this Agreement are conditioned upon the grant of such approval and upon compliance by Customer with any restrictions imposed by the U.S. Government in connection with such approval. (b) Certain Products are noted by Company as tested by independent laboratories for compliance with UL and/or ANSI standards. Any and all modifications or alterations to such Products will void such certification, and Company is not liable to Customer to certify any modified or altered Product. (c) In the event the Products are to be used in a nuclear facility, the Customer shall, prior to such use, arrange for insurance or governmental indemnity protecting Company against liability. The Customer hereby releases and agrees to indemnify Company and its suppliers for any nuclear damage including, but not limited to, loss of use, in any manner arising out of the nuclear incident, whether alleged to be due, in whole or in part by Company or its suppliers.

**19. NO INDUCEMENTS.** The parties hereto represent to each other and each agrees that, neither it nor any person acting on its behalf has, in contravention of any applicable law, given or offered to give, or will give or offer to give, any sum of money or other material consideration to any person, directly or indirectly, as an inducement to obtain business hereunder or to influence the granting of licenses or other governmental permissions to enter into this Agreement or perform obligations hereunder.

**20. SEVERABILITY.** If any provision of this Agreement is held to be invalid, illegal, or unenforceable under any statute, regulation, ordinance, executive order, or other rule of law, that provision will be deemed severed to the extent necessary to comply with such statute, regulation, ordinance, order, or rule. In the event such provision is deemed severed, the parties will negotiate in good faith to arrive at an alternative arrangement approximating the original business objective of the parties. The remaining terms and conditions of this Agreement will remain in effect.

**21. NO IMPLIED WAIVER.** The failure of either party at any time to require performance by the other party of any provision of this Agreement will in no way affect the right to require such performance at any time

thereafter, nor will the waiver of either party of a breach of any provision of this Agreement constitute a waiver of any succeeding breach of the same or any other provision.

**22. MISCELLANEOUS.** (a) This Agreement does not constitute either party the agent or legal representative of the other party. Neither party is authorized to create any obligation on behalf of the other party including, but not limited to, the obligation for payment of any service or warranty obligation hereunder. (b) Neither this Agreement nor any right or obligation hereunder may be transferred or assigned by either party without the prior written approval of the other party, except that Company can transfer or assign this Agreement or any right or obligation (including, but not limited to the right to receive payments for any orders) to Schlage Lock Company, LLC or a Schlage Lock Company, LLC entity without first obtaining Customer's consent. (c) The rights and remedies herein reserved to Company will be cumulative and additional to any other or further rights and remedies provided at law or equity. (d) Customer does not have the right to setoff or to back charge against any amounts which become payable to Company under this Agreement or otherwise. (e) The official text of this Agreement is in the English language. If this Agreement is translated into another language, the English text will govern any question with respect to interpretation. (f) The headings in this Agreement are for convenience of reference only and do not affect the meaning of this Agreement in any manner.

**23. DEFINITIONS.** (a) "Agreement" means Schlage General Terms and Conditions of Sale and Service. (b) "Company" means Schlage Lock Company, LLC. (c) "Customer" means the Buyer. (d) "Buyer" means the purchaser of products or Services from Company. (e) "U.S." means United States of America.



## STANDARD PRODUCT TERMS AND CONDITIONS

### Residential

The following specific product terms and conditions supersede the general terms and conditions of sale and service only to the extent provided herein. All other terms and conditions contained in the General Terms and Conditions of Sale and Service provided in this Price Book will govern the sale of products identified in this Price Book.

#### Residential Patent Numbers:

5070715	5765412	6523375	D372417	D458829
5152558	5769472	6533336	D372854	D467155
5308131	5809816	6540274	D406056	D472788
5395144	5816086	6581426	D406528	D487388
5593193	5820290	6802546	D426452	D520331
5598726	5881590	6905773	D428324	D520332
5640863	5918916	6926319	D450558	D537702
5683127	6286347	7143477	D457048	D541620
5715717	6297725	7159424	D457049	D543435

The price list in this price book supersedes and cancels all previous price lists contained in any other price books or versions thereafter. Prices shown are subject to change without notice. All prices are subject to discount. Products considered "Specials" ("X" designated part numbers) fall outside of standard discount terms. Contact customer service for clarification.

**Service Charges:** Service charges on past due invoices (except validly disputed items) will be assessed as follows: 1 1/2% per month or the maximum allowable by law on past due amounts open as of the last day of each calendar month until the past due amounts are paid.

**Changes or Cancellations:** Changes or cancellations to an order must be in writing and may result in additional charges for labor and/or materials. Changes may result in a delay in the scheduled ship date. Additions to orders will be entered as separate stand-alone orders and must qualify for all terms of sale, including discounts, on an individual basis. Changes or deletions resulting in an order size of less than our minimum will not be accepted. Orders for non-cataloged, special or nonstandard items may not be canceled. Factory orders may not be changed within 7 days.

**Claims and Returns:** Claims for shortages and/or incorrectly filled orders must be filed with Customer Service within 10 days of receipt of material. Price adjustments must also be made in writing to Customer Service within 30 days from receipt of invoice. No returned goods will be accepted without written approval from Schlage. Credit will be based upon the written authorization of the IR Schlage represen-

tative and final acceptance by Schlage. Such returns must be prominently marked with the return goods authorization number and shipped prepaid. Returns, if approved, will be subject to a minimum restocking charge of 35% for unopened cases received in the same condition as when sold by Schlage. Non-stock materials are not returnable. Charge-backs will not be allowed.

**Shipping:** a. Freight Charges. Company will ship all Deliverables in accordance with Company's freight shipment guidelines, which are set forth on the My Allegion Portal ("Freight Shipping Guidelines"), **WHICH TERMS ARE EXPRESSLY INCORPORATED HEREIN.** b. Rush Charges. Expedited order options are available as set forth in Company's Freight Shipping Guidelines. c. Packing and Marking. Company will pack, mark, and ship Deliverables according to its standard procedures for shipment, unless the parties agree, in writing, that Company will comply with any special instructions provided by Customer. Special instructions may result in an increased price. d. International Shipments. For all international orders, a Shipper's letter of instruction must be submitted in writing with the order. Failure to do so will result in the order being rejected. Complete adherence to this order requirement will be strictly enforced. Company will not be held liable for any charges resulting from delays due to lack of complete required information being supplied. e. Once received by the Company, a purchase order cannot be combined with any other order to increase average order size as it relates to Company's Freight Shipping Guidelines. However, for orders placed under Company's FastTrack 24 Hour/5 Day Program (available for Schlage, Von Duprin, LCN and Glynn-Johnson products); ii) FastTrack 24 Hour/3 Day Program (available for Ives products); or ProExpress (available for specific product lines stated in the ProExpress price book for Falcon, Ives, Glynn Johnson, LCN, Schlage and Von Duprin products), the applicable brands or product categories may, subject to certain order requirements identified by Company, be combined on a single order to increase average order size used in Company's Freight Shipping Guidelines.

**Taxes:** Prices do not include any present or future Federal, State or local property, license, privilege, sales, use, excise, gross receipts or other like taxes or assessments which may result from transactions or any services performed in connection therewith.

**Delivery:** Orders will be assigned ship dates and acknowledged accordingly, based on estimates of availability of products. Specific scheduled ship dates are not guaranteed by Schlage because of the nature of



### STANDARD PRODUCT TERMS AND CONDITIONS

product, labor, availability of material or manufacturing conditions that might be beyond our control. Schlage will not be liable for back charges incurred based on availability of product in accordance with acknowledged ship dates.

**Certifications:** Schlage products, as noted in our catalog, are produced and tested by independent laboratories for compliance with UL and ANSI standards. Any field modification or alteration of product will void certification.



How to Order . . . . .	149
Visual Pack Carton Specifications . . . . .	150

## Thank you for your order.

Thank you for your order and continuing business. Please submit purchase orders to [res\\_contact\\_center@allegion.com](mailto:res_contact_center@allegion.com) In order to expedite order processing, please include the following information on purchase orders:

- Schlage account number
- Product UPC numbers (if available)
- Quote number (if applicable)
- Specific keying requirements

**Note:** Line quantities of keyed products must be divisible by KA quantities.

**Example:** 20 locks ordered KA4 results in 5 groups of 4 locks keyed alike, however, 20 locks ordered KA3 is not divisible and results in order processing delays as Schlage seeks clarification

- Door handing

### How to identify door handing:

Handing of all doors is determined from the exterior of the room's entrance.

- If the hinge is on the left side of the door, the door is "left hand" (LH)
- If the hinge is on the right side of the door, the door is "right hand" (RH)
- To order a handed product, please specify LH or RH
- To order a handleset, handing is still determined from the exterior of the door
- We will use that information to determine the handing for the inside of the door





## VISUAL PACK CARTON SPECIFICATIONS

MASTER CARTON								INDIVIDUAL CARTON						
PRODUCT	PKG. TYPE	CASE QTY	HEIGHT (IN.)	WIDTH (IN.)	DEPTH (IN.)	CUBIC FEET	WEIGHT (LBS.)	PKG. TYPE	HEIGHT (IN.)	WIDTH (IN.)	DEPTH (IN.)	CUBIC FEET	WEIGHT (LBS.)	
ELECTRONICS CONNECTED DEADBOLTS & LEVERS														
BE365	Box	2	10.05	5.90	12.60	0.43	9.87	Carton	9.30	5.25	6.19	0.17	4.75	
BE375	Box	2	9.70	5.60	9.90	0.31	8.09	Carton	4.50	5.00	9.30	0.12	3.87	
BE468	Box	2	9.75	5.60	10.10	0.32	9.05	Carton	9.25	4.50	5.00	0.12	4.35	
BE469IR/NX/WK	Box	2	9.75	5.60	10.10	0.32	9.05	Carton	9.25	4.50	5.00	0.12	4.35	
BE479AA	Box	1	6.75	6.05	10.00	0.24	5.49	Carton	9.50	5.38	5.38	0.16	5.14	
FBE365	Box	3	23.63	11.60	10.63	1.69	21.40	Carton	7.88	10.70	9.75	0.48	6.45	
FBE375	Box	3	10.63	11.25	23.63	1.64	19.40	Carton	9.75	10.70	7.88	0.48	5.92	
FE595	Box	2	10.00	7.00	16.88	0.68	10.29	Carton	9.25	8.25	6.63	0.29	4.86	
FE695	Box	2	10.10	7.05	12.60	0.52	9.96	Carton	9.40	6.65	6.20	0.22	4.72	
F SERIES HANDLESETS														
F60 V	Box	1	21.38	8.30	7.00	0.72	8.00	Carton	20.5	8.0	6.5	0.617	8.0	
F62 V	Box	1	22.88	8.30	7.00	0.77	8.00	Carton	22.0	8.0	6.5	0.662	8.0	
B SERIES DEADBOLTS														
B60 V	Shroud	4	8.6	5.88	16.00	0.56	9.00	Carton	7.7	5.1	3.6	0.105	2.0	
B62 V	Shroud	4	8.6	5.88	16.00	0.56	9.80	Carton	7.7	5.1	3.6	0.105	2.2	
FB50 V	Shroud	4	10.125	8.875	15.625	0.81	17.20	Carton	9.5	7.875	3.625	0.16	3.60	
FB52 V	Shroud	4	10.125	8.875	15.625	0.81	18.00	Carton	9.5	7.875	3.625	0.16	3.80	
F SERIES KNOBS/LEVERS														
Knobs														
F10 V	Shroud	4	10.125	5.875	13.125	0.45	9.40	Carton	9.5	4.875	3.125	0.08	2.10	
F40 V	Shroud	4	10.125	5.875	13.125	0.45	9.40	Carton	9.5	4.875	3.125	0.08	2.10	
F51A V	Shroud	4	10.125	5.875	13.125	0.45	9.40	Carton	9.5	4.875	3.125	0.08	2.10	
F170 V	Shroud	4	9.38	5.75	13.25	0.41	3.00	Carton	8.8	4.8	3.3	0.078	0.4	
Levers														
F10 V	Shroud	4	11.00	7.375	14.25	0.67	11.40	Carton	5.25	6.50	6.50	0.13	2.60	
F40 V	Shroud	4	11.00	7.375	14.25	0.67	11.40	Carton	5.25	6.50	6.50	0.13	2.60	
F51A V	Shroud	4	11.00	7.375	14.25	0.67	11.40	Carton	5.25	6.50	6.50	0.13	2.60	
F170 V	Shroud	4	9.38	5.75	13.25	0.41	3.00	Carton	8.8	4.8	3.3	0.078	0.4	
F SERIES DECORATIVE COLLECTIONS														
Knobs														
F10 V	Shroud	4	11.00	5.875	14.25	0.53	9.40	Carton	5.25	5.125	6.50	0.10	2.10	
F40 V	Shroud	4	11.00	5.875	14.25	0.53	9.40	Carton	5.25	5.125	6.50	0.10	2.10	
F51A V	Shroud	4	11.00	5.875	14.25	0.53	9.40	Carton	5.25	5.125	6.50	0.10	2.10	
Levers														
F10 V	Shroud	4	11.00	7.375	14.25	0.67	11.40	Carton	5.25	6.50	6.50	0.13	2.60	
F40 V	Shroud	4	11.00	7.375	14.25	0.67	11.40	Carton	5.25	6.50	6.50	0.13	2.60	
F51A V	Shroud	4	11.00	7.375	14.25	0.67	11.40	Carton	5.25	6.50	6.50	0.13	2.60	
DEXTER J SERIES GRADE 3 LOCKS														
JD60 V	Box	4	7.50	5.90	17.50	0.45	9.80	Carton	6.80	5.00	2.60	0.05	1.20	
JD62 V	Box	4	7.50	5.90	17.50	0.45	9.80	Carton	6.80	5.00	2.60	0.05	1.40	
JH60 V	Box	1	18.00	8.00	5.60	0.47	5.80	Carton	17.20	7.50	5.20	0.39	5.00	
J54 V	Box	4	7.50	8.60	18.00	0.67	10.20	Carton	6.90	7.70	2.70	0.08	1.20	
J40 V	Box	4	7.50	8.60	18.00	0.67	9.40	Carton	6.90	7.70	2.70	0.08	1.00	
J10 V	Box	4	7.50	8.60	18.00	0.67	9.40	Carton	6.90	7.70	2.70	0.08	1.00	
J170 V	Box	4	7.80	5.40	12.00	0.29	1.80	Carton	6.90	7.70	2.70	0.08	0.20	
J54 V	Box	4	7.50	8.60	18.00	0.67	10.20	Carton	6.90	7.70	2.70	0.08	1.20	
J40 V	Box	4	7.50	8.60	18.00	0.67	9.40	Carton	6.90	7.70	2.70	0.08	1.00	

**NOTE:** Vispack products must be ordered in full case quantities.



## PORTABLE SECURITY

Product	Master Carton							Inner Pack					Individual Selling Unit (ea.)					
	Pkg. Type	Case Qty.	Ht. (in.)	Wid. (in.)	Dpt. (in.)	Cubic Ft.	Wt. (lbs.)	Pkg. Type	Case Qty.	Ht. (in.)	Wid. (in.)	Dpt. (in.)	Pkg. Type	Ht. (in.)	Wid. (in.)	Dpt. (lbs.)	Cubic Ft.	Wt. (lbs.)
Padlock 23 Series Brass K-N-K Cyl 1 1/2" Shackle, KD	Box	24	7.17	10.39	8.70	0.37	26.49	Box	6	2.76	7.76	4.53	Box	4.13	2.31	1.00	0.006	1.10
Padlock 23 Series Brass K-N-K Cyl 2" Shackle, KD	Box	24	7.17	11.34	8.70	0.41	26.49	Box	6	2.76	7.76	5.00	Box	4.63	2.31	1.00	0.006	1.10
Padlock 43 Series Brass K-N-K Cyl 1 1/2" Shackle, KD	Box	24	7.17	10.39	8.70	0.37	28.7	Box	6	2.76	7.76	4.53	Box	4.13	2.31	1.00	0.006	1.21
Padlock 43 Series Brass K-N-K Cyl 2" Shackle, KD	Box	24	7.17	11.34	8.70	0.41	28.7	Box	6	2.76	7.76	5.00	Box	4.63	2.31	1.00	0.006	1.21
Padlock 72 Round Steel K-N-K Cyl 2", KD	Box	18	4.27	17.27	9.79	0.42	54.95	Box	6	3.27	9.29	5.59	Box	4.94	2.81	1.19	0.010	0.85
Covered Laminated Steel Padlock - 2 Pack - KA	Box	18	14.50	9.00	19.25	1.45	24	Display	3	7.10	8.27	5.31	Blister	6.50	7.75	2.00	0.058	1.12
Extra Large "U" Padlock 4" x 11", KD	Box	.	.	.	.	.	.	Display	4	14.00	7.30	8.70	Bulk/Belly-Band	12.50	7.00	1.75	0.089	2.30
Shackle-less Padlock, KD	Box	36	19.25	12.25	20.75	2.83	88	Display	6	8.75	6.50	11.25	Blister	7.75	5.00	2.00	0.045	2.25
Padlock Round Steel, 2" Shackle, KA	Box	18	19.50	7.50	19.75	1.67	36	Box	3	9.00	6.70	6.30	Box	7.50	4.75	1.50	0.031	1.60
Padlock Round Steel, 2" Shackle, KA - 2-Pack	Box	18	19.00	10.00	18.75	2.06	64	Box	3	9.00	8.70	6.30	Box	7.50	7.50	1.50	0.049	3.20
Rekeyable Locking Cable 6' x 5/8" Replaced item 997719)	Box	.	.	.	.	.	.	Display	5	12.75	7.75	17.25	Bulk/Insert Card	12.00	10.00	1.50	0.104	3.00
Double Looped Cable 4' x 3/8" with Covered Weather-proof Padlock	Box	.	.	.	.	.	.	Display	4	9.45	11.40	8.66	Bulk/Insert Card	10.00	8.50	1.50	0.074	1.30
Double Looped Cable 15' x 3/8" with Covered Weather-proof Padlock	Box	.	.	.	.	.	.	Display	4	10.60	12.20	9.40	Bulk/Insert Card	11.00	9.50	1.50	0.091	2.70
Locking Cable 5' x 1/2"	Box	.	.	.	.	.	.	Display	4	12.00	5.10	7.28	Bulk/Insert Card	10.00	3.75	1.25	0.027	1.00
Locking Resettable Combination Cable 5' x 3/8"	Box	.	.	.	.	.	.	Display	4	10.25	5.75	7.25	Bulk/Insert Card	10.00	5.25	1.25	0.038	1.16



## How to order

### PORTABLE SECURITY (cont)

Product	Master Carton							Inner Pack					Individual Selling Unit (ea.)					
	Pkg. Type	Case Qty.	Ht. (in.)	Wid. (in.)	Dpt. (in.)	Cubic Ft.	Wt. (lbs.)	Inner Pkg. Type	Case Qty.	Ht. (in.)	Wid. (in.)	Dpt. (in.)	Pkg. Type	Ht. (in.)	Wid. (in.)	Dpt. (lbs.)	Cubic Ft.	Wt. (lbs.)
Locking Chain 5' x 5/16" (7mm)	Box	3	11.75	9.25	14.00	.	16.70	Display	3	11.25	9.25	14.00	Blister	13.50	8.25	1.75	.	4.95
Locking Chain 4' x 7/32" (3.5mm)	Box	3	9.75	8.25	10.00	.	7.55	Display	3	9.25	7.75	9.25	Blister	10.50	7.00	1.35	.	2.20
Double Looped Cable 7' x 5/8"	Box	.	.	.	.	.	.	Display	5	11.25	12.00	10.75	Bulk/ Insert Card	10.50	11.50	2.00	0.140	2.70
Double Looped Cable 30' x 3/8"	Box	.	.	.	.	.	.	Display	4	10.50	11.75	10.75	Bulk/ Insert Card	10.50	10.00	3.00	0.182	4.40
Double Looped Cable 15' x 3/8"	Box	.	.	.	.	.	.	Display	4	12.38	9.79	7.88	Bulk/ Insert Card	9.00	9.00	2.00	0.094	2.26
Double Looped Cable 7' x 3/8"	Box	.	.	.	.	.	.	Display	4	13.91	6.20	5.75	Bulk/ Insert Card	12.00	7.00	1.00	0.049	1.21
Double Looped Cable 4' x 3/8"	Box	.	.	.	.	.	.	Display	4	11.75	6.20	5.25	Bulk/ Insert Card	10.50	5.50	1.00	0.033	0.60
Cinch Ring Security Chain 3' 3" - (No lock)	Box	2	7.50	4.25	7.25	0.13	14	Box	1	3.60	3.85	3.50	Bulk/ Hang Tag	22.50	3.50	2.00	0.091	6.85
Cinch Ring Security Chain 5' - (No Lock)	Box	2	7.75	4.25	7.25	0.14	20	Box	1	3.60	3.85	3.50	Bulk/ Hang Tag	33.00	3.50	2.00	0.134	10.60
Vehicle Hasp	Box	18	11.50	17.25	26.00	2.98	59	Display	3	10.50	8.25	8.25	Blister	9.75	5.25	2.25	0.067	2.95
Flexible Dbl-Hinged Hasp 7 3/4" x 1 3/4"	Box	36	22.50	14.50	17.50	3.30	49	Display	6	10.50	5.25	14.00	Blister	9.50	3.75	1.75	0.036	1.05
Center Hole Hasp 5" x 2"	Box	36	21.00	17.50	19.00	4.04	65	Display	6	10.00	5.50	18.00	Blister	9.50	3.75	2.50	0.052	1.33
90 Degree Hasp 4 1/4" x 1 5/8"	Box	36	20.75	15.50	19.50	3.63	64	Display	6	9.50	6.00	15.00	Blister	8.50	4.25	2.50	0.052	1.29
Heavy Duty Steel Bar Hasp 7 1/4" x 1 5/8"	Box	36	22.50	14.50	17.50	3.30	63	Display	6	10.50	5.25	13.75	Blister	9.50	4.00	2.75	0.060	1.40
Steel Bar Hasp 4 1/2" X 1 5/8"	Box	24	11.00	10.25	20.00	1.30	13	Display	6	10.25	5.00	9.50	Blister	7.75	3.75	1.25	0.021	0.35
Repl Accessory Service Repair Kit, SFIC, KNK, Specialty	Box	6	14.75	18.25	11.25	1.75	63.7	Box	1	2.38	18.25	11.25	Box	.	.	.	.	.









#### About Allegion

Allegion (NYSE: ALLE) is a global pioneer in safety and security, with well-known brands like CISA®, Interflex®, LCN®, Schlage® and Von Duprin®. Focusing on security around the door and adjacent areas, Allegion produces a range of solutions for homes, businesses, schools and other institutions. Allegion is a \$2 billion company, with products in more than 120 countries around the world.

For more, visit [www.allegion.com](http://www.allegion.com)